

THE STORAGE DESIGN

Catalogue



STORAGE & WORKPLACE PRODUCTS



Storage Design Limited
Primrose Hill
Cowbridge
South Wales
CF71 7DU

www.storage-design.ltd.uk

STORAGE DESIGN LIMITED

email: info@storage-design.ltd.uk

tel: 01446 772614

fax: 01446 774770



Storage Design Limited
Primrose Hill
Cowbridge
South Wales
CF71 7DU

Our catalogue has a wide selection of products to meet the everyday requirements of the warehouse and workplace. Over 90% of our products come directly from UK manufacturers ensuring value for money, quality products, good availability and product that meet British Standards.

STORAGE DESIGN LIMITED is a business to business supplier of storage systems, materials handling equipment and associated products. We are often known as a storage system specialist.

The business has grown over 29 years, establishing a sound understanding of our clients' needs and requirements.

You should find we are very knowledgeable with respect to our products and we always like a challenge, so please give us a call.

Storage Design Limited is an 'independent distributor' therefore not tied to a single source which means we can direct our customers to the best possible solutions.



01446 772 614



www.storage-design.ltd.uk



info@storage-design.ltd.uk

WAYS TO ORDER

ORDER ON LINE ANYTIME

Simply visit our website where you will find an even larger range of products to select from, that are available to order 24/7.

CALL US

Our experienced Customer Service Team are happy to assist you in any way – to provide further information, arrange a site visit or take your order over the phone.

E MAIL US - ALL ORDERS

Send your Purchase Order as an e mail attachment. All orders will be actioned and acknowledged on the day of receipt.

EASY WAYS TO PAY

We accept major debit and credit cards through a secure payment system.

We can also take payment by cheque or BACS.



DELIVERY

Delivery detail applies to orders for mainland UK. You will need to ask for further detail if you want a delivery to Scotland (beyond Edinburgh), Ireland, or to a location outside UK.

Small Order Charges apply as follows:

Order Value	Small Order Charge
£0 - £150.00	£15

ESSENTIALS



PAGES 2-8

SHELVING & RACKING



PAGES 9-46

LOCKERS



PAGES 47-78

CUPBOARDS & CABINETS



PAGES 79-98

STORAGE CONTAINERS



PAGES 99-124

WORKBENCHES



PAGES 125-136

STEPS & LADDERS




PAGES 137-144

HANDLING & MOVEMENT



PAGES 145-158

WAREHOUSE & PREMISES



PAGES 159-189

Here you will find a range of EVERYDAY ESSENTIALS that are available on FAST DELIVERY. Look out for our Fast Delivery icon that shows when a product can be delivered within 5 working days.

A range of ICONS are used throughout the catalogue to aid you in your buying decision.



FAST DELIVERY

Ordered items can be delivered within 5 working days.
Large quantities may result in longer delivery times.



LOAD CAPACITY

Advised load capacity to ensure products are used within safety limits.



QUICK ASSEMBLY

Products that are easy and quick to assemble and start using.



ANTI-BACTERIAL

Products that contain anti-bacterial properties for hygiene-sensitive zones or to minimise the general spread of germs in communal areas.



FIRE ZERO

Products that comply with the European Standard - EN 13501-1:2007 +A1:2009 relating to fire performance.



CHARGING

Provides secure charging facilities for a wide variety of electrical devices and tools.



ESD

Products that are suitable for electro-static sensitive environments.



FROM ONLY
£104.37



SHELF LOAD
UP TO 360kg

LINK 51 STOCKRAX GALVANISED STANDARD DUTY SHELVING

Quick and easy to assemble pre galvanite shelving with either 18mm FSC certified chipboard or galvatite shelves. Manufactured in the UK.

- Three of the galvatite steel shelves sit on beams, the other two on adjustable shelf clips
- Bays are 1981mm high

Code	Width	Depth	Description	Shelf Load	Each
SX001MGS [®]	900mm	300mm	5 Steel shelf levels (3 on J beams & 2 on clips)	68kg	£104.64
SX004MGS [®]	900mm	450mm	5 Steel shelf levels (3 on J beams & 2 on clips)	68kg	£120.75
SX001CGS [®]	900mm	300mm	5 Chipboard levels on J beams	360kg	£107.29
SX004CGS [®]	900mm	450mm	5 Chipboard levels on J beams	320kg	£114.82
SX002CGS [®]	1200mm	300mm	5 Chipboard levels on J beams	350kg	£134.22
SX005CGS [®]	1200mm	450mm	5 Chipboard levels on J beams	320kg	£146.18



FROM ONLY
£127.93



SHELF LOAD
UP TO 360kg

LINK 51 STOCKRAX STANDARD DUTY SHELVING

Limited range of standard duty shelving available for quick turnaround.

- Bays are 1981mm high with 5 chipboard shelf levels on beams with feet and assembly instructions. Light Grey only

Code	Width	Depth	Shelf Load	Each
SX001GUGU	900mm	300mm	360kg	£127.93
SX002GUGU	1200mm	300mm	350kg	£159.40
SX004GUGU	900mm	450mm	320kg	£133.59
SX005GUGU	1200mm	450mm	350kg	£169.51

Maximum of 5 bays per order, postcode restrictions apply



FROM ONLY
£122.43



SHELF LOAD
UP TO 650kg

LINK 51 STOCKRAX HEAVY DUTY SHELVING

Limited range of heavy duty shelving available for quick turnaround.

- Bays are 1981mm high with 3 chipboard shelf levels on channel beams with feet and assembly instructions. Light Grey only

Code	Width	Depth	Shelf Load	Each
SX023GUGU	1800mm	450mm	635kg	£185.46
SX026GUGU	2100mm	450mm	650kg	£201.48
SX029GUGU	2400mm	450mm	600kg	£213.58

Maximum of 5 bays per order, postcode restrictions apply



FROM ONLY
£89.47



SHELF LOAD
70kg

LINK 51 STORMOR OPEN BAY

Open shelving bays with 4 adjustable shelves.

- Bays are 1850H x 900W x 370D mm

Code	Bay Type	Price
SZMSS0401809370GU	Starter	£89.47
SZMES0401809370GU	Extension	£73.41



FROM ONLY
£89.71



LOAD
70kg

LINK 51 STORMOR SIDE CLAD BAY

Fully clad shelving bays with 4 adjustable shelves.

- Bays are 1850H x 900W x 370D mm

Code	Bay Type	Price
SZSSS0401809370GU	Starter	£89.71
SZSES0401809370GU	Extension	£73.63



FROM ONLY
£86.03



SHELF LOAD
240-300kg

CHROME WIRE SHELVING

A multi purpose chrome wire shelving bay with fully adjustable shelves every 25mm.

- Bays are 1625H x 760W x 305D mm

Code	Bay Type	Price
VEC32	Starter	£86.03
VEC32AO	Extension	£79.81



FROM ONLY
£269.86




SHELF LOAD
UP TO 780kg

LINK 51 LONGSPAN SHELVING BAY

Limited range of our Longspan chipboard shelving bays, available for a quick turnaround.

Height	Width	Depth	Shelf Load	Starter Bay		Extension Bay		Extra Level	
				Code	Price	Code	Price	Code	Price
1800	1800	450	780kg	LS1818452LSTGW3C	£269.86	LE1818452LSTGW3C	£220.04	LXL1818452LSTGW1C	£56.73
1800	1800	600	397kg	LS1818602LSTGW3C	£287.74	LE1818602LSTGW3C	£235.51	LXL1818602LSTGW1C	£61.09
1800	2400	450	464kg	LS1824452LSTGW3C	£319.92	LE1824452LSTGW3C	£270.09	LXL1824452LSTGW1C	£73.42
1800	2400	600	464kg	LS1824602LSTGW3C	£342.03	LE1824602LSTGW3C	£289.80	LXL1824602LSTGW1C	£79.19



FROM ONLY
£78.46

LINK FULL HEIGHT LOCKERS

Standard 1800mm height steel lockers in choice of 3 colours and 2 sizes.

- 300w x 300d mm - Comes with top shelf and coat hook
- 300w x 450d mm - Comes with top shelf coat hook and bar

			Single Lockers	
Width	Depth	Doors	Code	Each
300mm	300mm	1	Z12211--	£78.46
300mm	300mm	2	Z12212--	£87.81
300mm	300mm	3	Z12213--	£105.75
300mm	300mm	4	Z12214--	£114.62
300mm	300mm	6	Z12216--	£139.39
300mm	450mm	1	Z12511--	£91.77
300mm	450mm	2	Z12512--	£101.36
300mm	450mm	3	Z12513--	£120.64
300mm	450mm	4	Z12514--	£130.17
300mm	450mm	6	Z12516--	£156.35



Please add two letter suffix in place of dash for colour when ordering



LINK CUBE LOCKERS

Versatile and compact all steel 1 door cube lockers, popular for personal effects and bags.

- Available in 2 sizes and 2 colours
- Finished with an antibacterial coating for maximum hygiene
- Can also be used as solo lockers or bolted together to form a unit

Code	Height	Width	Depth	Each
ZQU12--	300mm	300mm	300mm	£39.05
ZQU18--	450mm	450mm	450mm	£62.60



Please add two letter suffix in place of dashes when ordering specific colour



PROBE LIGHT ASH BENCHES

Single and double sided modern cloakroom benches with 5 frame colour options to suit any cloakroom.

- Available in three bench sizes, Senior - H474mm, Junior - H400mm & Infant - 350mm, making these benches ideal for leisure and school cloakrooms

			Infant - 350mm Bench Height		Junior - 400mm Bench Height		Senior - 475mm Bench Height	
Type	Width	Depth	Code	Each	Code	Each	Code	Each
Single sided	1000mm	305mm	RDBN10--LAIN	£126.39	RDBN10--LAJU	£126.39	RDBN10--LASE	£126.39
Single sided	1200mm	305mm	RDBN12--LAIN	£142.30	RDBN12--LAJU	£142.30	RDBN12--LASE	£142.30
Single sided	1500mm	305mm	RDBN15--LAIN	£162.95	RDBN15--LAJU	£162.95	RDBN15--LASE	£162.95
Single sided	2000mm	305mm	RDBN20--LAIN	£217.32	RDBN20--LAJU	£217.32	RDBN20--LASE	£217.32
Double sided	1000mm	720mm	RDBNDS10--LAIN	£227.48	RDBNDS10--LAJU	£227.48	RDBNDS10--LASE	£227.48
Double sided	1200mm	720mm	RDBNDS12--LAIN	£256.13	RDBNDS12--LAJU	£256.13	RDBNDS12--LASE	£256.13
Double sided	1500mm	720mm	RDBNDS15--LAIN	£263.24	RDBNDS15--LAJU	£263.24	RDBNDS15--LASE	£263.24
Double sided	2000mm	720mm	RDBNDS20--LAIN	£391.16	RDBNDS20--LAJU	£391.16	RDBNDS20--LASE	£391.16



Please add two letter suffix in place of dashes when ordering specific colour

FROM ONLY
£126.39



PROBE HALF HEIGHT STANDARD CUPBOARDS

Low metal cupboard with 1 adjustable shelf with 65kg shelf loading.

- Steel body phosphated and powder coated silver grey
- Full height door stiffeners

Code	Height	Width	Depth	Each
LC403618COMSG--	1015mm	915mm	460mm	£229.06



Please add two letter suffix in place of dashes for colour when ordering



LINK HALF HEIGHT CABINETS WITH 16 SIZE 7 LINBINS

16 x Size 7 Linbins measuring H180mm x W 210mm x D375mm each

- Cabinet is H1015mm x W915mm x D460mm

Code	Linbin Colours	No. Shelves	Each
VECPKDBLK	Black	3	£327.49
VECPKDBLKBL	Black/Blue	3	£334.49
VECPKDBL	Blue	3	£341.49
VECPKDGR	Grey	3	£341.49



PROBE FULL HEIGHT STANDARD CUPBOARDS

Standard metal cupboard with 3 adjustable shelves.

- Doors feature 2 point locking and full height stiffeners
- Silver grey body with choice of door colours

Code	Height	Width	Depth	Each
STD703618CSG--	1780mm	915mm	460mm	£300.33



Please add two letter suffix in place of dashes for colour when ordering



HAZARDOUS SUBSTANCE CUPBOARDS

These cupboards are designed to store small amounts of flammable and/or chemical products (up to 50 litres) in work areas inside buildings.

- Fully welded sump integral sump to eliminate leakage and contain spill up to 35 litres (approx)
- Three point locking
- Flush fitting handle for easier operation, eliminates risk of snagging when handling potentially hazardous substances
- Cupboards are supplied with 3 high visibility labels conforming to BS5609. Simply choose the right label for the type of substance being stored



Flush fitting handle for easier operation



Shelves adjustable on 25mm pitch

Code	H x W x D mm	No. Shelves	Each
ZH1961HS13	1905 x 915 x 505	3	£466.39
ZHA961HS11	790 x 915 x 505	1	£290.00
ZHH961HS11	1070 x 915 x 505	1	£325.26
ZHH961HS12	1070 x 915 x 505	2	£341.85



ZH1961HS13



ZHA961HS11



ZHH961HS13



ZHH961HS12

FROM ONLY
£327.49

LINBINS

Our MOST ECONOMICAL small parts bin

Our black recycled LINBINS are made of 100% recycled product. Quality is not compromised and you can expect the same functionality from this economical range, working perfectly individually, stacked, hung from louvre panels, on shelving, or in any cupboard.

- Manufactured from recycled tough polypropylene for long life
- Stacking bins with reinforced ribs to avoid distortion or weakness
- Full width lip means they can be hung from louvre panels
- Labels supplied at no extra charge
- Trolleys, freestanding panels, wall mounted panels, cabinet and shelf kits are all available as part of the LINBIN range



FROM ONLY
82p EACH

Order Code	Size	Height	Width	Depth	Pack Qty	LBU	RRP
VPK02BLK	Size 2	75mm	105mm	135mm	20	1	£16.38
VPK03BLK	Size 3	75mm	105mm	190mm	20	1	£19.91
VPK04BLK	Size 4	130mm	140mm	210mm	10	2	£20.52
VPK05BLK	Size 5	130mm	140mm	280mm	10	2	£29.32
VPK06BLK	Size 6	180mm	210mm	280mm	10	4	£42.66
VPK07BLK	Size 7	180mm	210mm	375mm	10	4	£47.88
VPK08BLK	Size 8	180mm	420mm	375mm	5	8	£37.78
VPK09BLK	Size 9	230mm	210mm	455mm	5	5	£50.16
VPK10BLK	Size 10	295mm	420mm	455mm	3	12	£40.94

NEXT DAY
DELIVERY ON
LINBINS

AVAILABLE IN
A RANGE OF
COLOURS

See our full range of
Linbins on
pages 100 - 103



Steel Louvre Panels

Wall mounted louvre panels provide a valuable and versatile storage unit.

Fixing holes are positioned so they can be interlinked for a continuous run. They are often used for bench ends, sides of desks and even backs of doors.

- Made from pressed steel for durability
- Epoxy powder coated grey paint gives a smart appearance
- Suitable for walls, desks, workbenches and doors



Code	LBUC	Height	Width	Pack Qty	RRP
VLP1 +colour	16	450mm	500mm	1	£15.21
VLP2 +colour	32	900mm	500mm	1	£22.04
VLP3 +colour	52	1400mm	500mm	1	£27.29
VLP4 +colour	68	1800mm	500mm	1	£43.56

Colours available:

BL GR

What you need to know

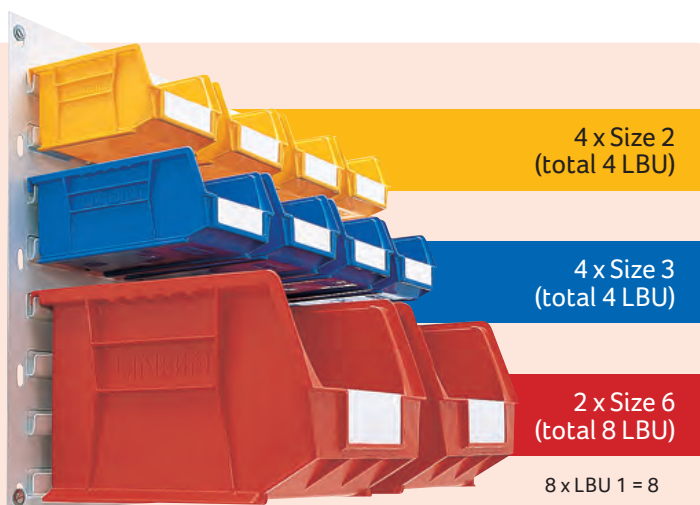
- Each LINBIN size will require a certain amount of space on a louvre panel. This is called the LINBIN Unit (LBU).
- The number of LINBINS each panel can accommodate is called the LINBIN Unit Capacity (LBUC).
- Adding together the LINBIN Unit values should match the LINBIN Unit Capacity to utilise the full space available.

Example

On a louvre panel with a LBUC of 16 (Code: VLP1) you can fit:

8 Size 2 or Size 3 LINBINS as they have an LBU of 1 = 8 LBU

2 Size 6 LINBINS as they have an LBU of 4 = 8 LBU



Example: VLP 1 Panel = total 16 LBUC:

4 x Size 2
(total 4 LBU)

4 x Size 3
(total 4 LBU)

2 x Size 6
(total 8 LBU)

8 x LBU 1 = 8
2 x LBU 4 = 8

Total LBU 16

SOLID EURO CONTAINERS WITHOUT LIDS

Modular inter-stacking grey containers with vertical sides for maximum internal volume.

- Designed specifically for stacking, popular distribution choice due to their tough construction
- Built in labelling areas
- Smooth, sealed surfaces and straight sides (to maximise capacity and aid stacking)

Code	Capacity	Height	Width	Depth	Each
21030G	30L	319mm	300mm	400mm	£15.71
21033G	34L	175mm	400mm	600mm	£16.41
2A045G	45L	235mm	400mm	600mm	£16.83
2A049G	45L	235mm	400mm	600mm	£16.76
21054G	54L	280mm	400mm	600mm	£21.93
21060G	60L	319mm	400mm	600mm	£21.93
20085G	75L	400mm	400mm	600mm	£30.26
21090G	87L	235mm	600mm	800mm	£32.81
21135G	125L	319mm	600mm	800mm	£37.13
21162G	162L	412mm	600mm	800mm	£41.32



FROM ONLY
£15.71

ESSENTIALS



FROM ONLY
£9.50

TOTEBOX GREEN ATTACHED LID CONTAINERS

Strong and durable polypropylene distribution containers with integral hinged lids, stackable up to 6 high for efficient distribution. Reinforced bases mean they are ideal for conveyor use.

- Reusable, reduce carbon footprint and nest to save return transport costs
- Boxes stack with lids closed and nest when lids are open
- Suitable for use between -20°C and +80°C

Code	Capacity	Height	Width	Depth	Each
10005	4L	130mm	200mm	300mm	£9.50
10010	6L	200mm	200mm	300mm	£10.49
10020	20L	252mm	300mm	400mm	£15.07
10025	25L	320mm	300mm	400mm	£15.69
10040	40L	250mm	400mm	600mm	£18.88
10A5B	54L	320mm	400mm	600mm	£19.54
10A6B	64L	365mm	400mm	600mm	£21.77
10083	80L	368mm	460mm	710mm	£23.45



LINK 51 STOCKRAX WORKBENCH WITH T-BAR

T-bar construction allows seating on either side.

- Metal footplates supplied
- Bench height 928mm

Code	Worktop	Width	Depth	Each
JABC7518--GU	Chipboard	1800mm	750mm	£98.80
JABC9018--GU	Chipboard	1800mm	900mm	£105.94
JABC7524--GU	Chipboard	2400mm	750mm	£115.05
JABC9024--GU	Chipboard	2400mm	900mm	£120.42
JABC7518M--GU	Melamine	1800mm	750mm	£127.44
JABC9018M--GU	Melamine	1800mm	900mm	£157.72
JABC7524M--GU	Melamine	2400mm	750mm	£174.24
JABC9024M--GU	Melamine	2400mm	900mm	£166.13

GB GU GX RD

Please add suffix GB, GU, GX or RD in place of double dash for colour when ordering



FROM ONLY
£144.55



LINK 51 STOCKRAX WORKBENCH WITH FULL LOWER SHELF

Full depth lower shelf for extra storage.

- Metal footplates supplied
- Bench height 928mm

Code	Worktop	Width	Depth	Each
JABB7518--GU	Chipboard	1800mm	750mm	£144.55
JABB9018--GU	Chipboard	1800mm	900mm	£159.99
JABB7524--GU	Chipboard	2400mm	750mm	£167.95
JABB9024--GU	Chipboard	2400mm	900mm	£185.74
JABB7518M--GU	Melamine	1800mm	750mm	£187.14
JABB9018M--GU	Melamine	1800mm	900mm	£200.73
JABB7524M--GU	Melamine	2400mm	750mm	£236.23
JABB9024M--GU	Melamine	2400mm	900mm	£254.68

GB GU GX RD

Please add suffix GB, GU, GX or RD in place of double dash for colour when ordering



FROM ONLY
£117.91



LINK 51 STOCKRAX WORKBENCH WITH HALF LOWER SHELF

Half depth lower shelf allows user to be seated.

- Metal footplates supplied
- Bench height 928mm

Code	Worktop	Width	Depth	Each
JABD7518--GU	Chipboard	1800mm	750mm	£117.91
JABD9018--GU	Chipboard	1800mm	900mm	£126.80
JABD7524--GU	Chipboard	2400mm	750mm	£140.14
JABD9024--GU	Chipboard	2400mm	900mm	£147.57

GB GU GX RD

Please add suffix GB, GU, GX or RD in place of double dash for colour when ordering



STEEL KICK STEPS

Lightweight steel kickstep is great for accessing higher and hard to reach areas making it ideal use around the home or commercial premises. Suitable for professional and domestic use.

- Safe & Convenient to use
- Castors retract when steps are in use
- Available in Black, Blue, Grey & Red

Code	Height	Top Diameter	Base Diameter	Each
V2205-	425mm	280mm	410mm	£44.31

0 1 2 3

Please add single digit suffix in place of dash for colour when ordering

FROM ONLY
£44.³¹



STANDARD MOBILE STEPS

Standard Mobile Steps built to highest engineering standards providing an operative with reliable means of access.

Note: Mobile steps are designed for use by one person only.

- Easy glide sprung castors with domed floor covers to give firm and stable floor contact when weight is applied to step
- Platform size D280mm x W380mm
- All steps come with 4 x 50mm sprung loaded castors

Code	No. of Treads	Platform Height	Tread Type	Each
VS006--	2	508mm	Anti-Slip	£190.42
VS010--	3	762mm	Anti-Slip	£235.66
VS012--	4	1016mm	Anti-Slip	£261.36
VS014--	5	1270mm	Anti-Slip	£300.61
VS005--	2	508mm	Rubber	£190.42
VS009--	3	762mm	Rubber	£235.66
VS011--	4	1016mm	Rubber	£261.36
VS013--	5	1270mm	Rubber	£300.61

BL RD YE GN

Please add two letter suffix in place of dashes for colour when ordering

FROM ONLY
£190.42



FROM ONLY
£69.00



P-SHAPED HANDLE SACK TRUCKS

This is the very popular "P shaped handle" truck for applications where you need to steer the truck with one hand only.

- A favourite with delivery drivers
- 200kg load capacity

Code	Type	Toe Size	Each
V422KIP-200S	Solid Wheels	355mm x 205mm	£69.00
V422KIP-200P	Pneumatic Wheels	355mm x 205mm	£69.00

FROM ONLY
£223.30



WORKSHOP SHELF TROLLEYS

Fully welded tube and angle construction with two fixed and two swivel castors as standard. Each castor has solid rubber 125mm tyres.

- 150kg load capacity
- Fixed plywood shelves with 20mm up stand
- Cupboard supplied with 2 keys

Code	Type	Height	Width	Each
VTT160	2 Tier trolley	1045mm	620mm	£223.30
VTT161	3 Tier trolley	1045mm	620mm	£275.45
VTT162	Cupboard trolley	1045mm	620mm	£357.93



Stockrax Everyday easy to assemble shelving bays.
See pages 12-13

Commercial shelving from Link 51 and Probe.
See pages 18-21



Euro shelving heavy duty industrial adjustable shelving.
See pages 22-23

Longspan heavy duty shelving systems from Permar, Apex and Link 51.
See pages 25 - 31



Choice of Apex & Link 51 pallet racking systems
See pages 32 - 34

Choice of shelving ranges to meet all your storage requirements throughout the workplace from the office to the warehouse.

EVERYDAY SHELVING

Bolted Metal Shelving	10
Boltless Metal Shelving	11
Boltless Galvanised Shelving	11
Stockrax Standard Duty Shelving	12
Stockrax Heavy Duty Shelving	13
Chrome Wire Shelving	14
Anti-Bacterial Wire Shelving	15

COMMERCIAL SHELVING

Spur Shelving	16
Archive Shelving Bays	17
Stormor Bin Units	17
Steel Bin Shelving	17
Stormor Shelving	18
Ikon Shelving	21

INDUSTRIAL SHELVING

Link 51 Euro Shelving	22
Garment Hanging	24
Polypal Galvatite Minipal Shelving	25
Link 51 Longspan Shelving	26
Apex Longspan 200 Series Shelving	28
Apex Longspan 500 Series Shelving	29
Apex Longspan 750 Series Shelving	30
Apex Longspan 1000 Series Shelving	31

PALLET RACKING

Apex Pallet Racking	32
Link 51 Pallet Racking	34
Link 51 Rack Protection	35
Cantilever Racking	36
Storage Racks	37

SHELVING & RACKING SOLUTIONS

Shelving Design	38
Standard & Heavy Duty Solutions	39
Mobile Shelving Solutions	41
Pallet Racking Design	42
Pallet Racking Systems	43

EVERYDAY SHELVING

ECONOMY SHELVING

Our Everyday Shelving with its choice of materials, finishes and sizes mean there is sure to be a shelving solution to meet your requirements. Bolted and boltless shelving kits are suitable for the home, office and stock rooms.

Made in UK; these products are of the highest quality and easy to assemble. With shelf loads of up to 510kg Galvanised Heavy Duty Shelving is suitable for manufacturing and engineering environments.



Fast Delivery



Quick Assembly



SHELF LOAD
UP TO 45kg

FROM ONLY
£29.36

ECONOMY LIGHT DUTY BOLTED METAL SHELVING

Economy bolted shelving designed for domestic and light commercial applications. Shelves may be inverted to use as trays.

- 4 and 5 shelf units have 2 piece uprights
- Units should be bolted back to back or wall fixed for additional stability

Code	Height	Width	Depth	Shelves	Shelf Load	Finish	Each
VZLDBLG3	780mm	700mm	300mm	3	44kg	Galvanised	£29.36
VZLDBLG4	1500mm	700mm	300mm	4	44kg	Galvanised	£37.34
VZLDBLG5	1500mm	700mm	300mm	5	45kg	Galvanised	£41.88
VZLDBLP3	780mm	700mm	300mm	3	44kg	Black	£33.46
VZLDBLP4	1500mm	700mm	300mm	4	44kg	Black	£43.02
VZLDBLP5	1500mm	700mm	300mm	5	45kg	Black	£50.72

Bulk order discounts available



FROM ONLY
£77.46



SHELF LOAD
90kg

ECONOMY MEDIUM DUTY BOLTED METAL SHELVING

Medium duty shelving system with bolted construction features corner braces for stability.

- 6-shelf unit can also be built as two 3-shelf units
- Light grey scratch resistant powder coated finish

Code	Height	Width	Depth	Shelves	Each
VZMDBL5	1900mm	900mm	400mm	5	£80.51
VZMDBL6	1900mm	900mm	310mm	6	£77.46

Bulk order discounts available



FROM ONLY
£123.11



SHELF LOAD
100kg

ECONOMY HEAVY DUTY BOLTED METAL SHELVING

Heavy duty bolted shelving offering 100kgs UDL per level with traditional bracing and uprights.

- Light grey scratch resistant powder coated finish
- Braced frame

Code	Height	Width	Depth	Shelves	Each
VZHDBL55	2000mm	1000mm	500mm	5	£123.11

Bulk order discounts available.

Please note VZHDBL55 shelving bays come with 5 shelves each.

EVERYDAY SHELVING



FROM ONLY
£38.36



SHELF LOAD
60kg

ECONOMY STANDARD DUTY BOLTLESS METAL SHELVING

Economy standard duty boltless shelving, easily assembled with a rubber mallet.

- Strong boltless shelving
- Black scratch resistant powder coated finish

Code	Height	Width	Depth	Shelves	Each
VZLDBP3	760mm	700mm	300mm	3	£38.36
VZLDBP4	1400mm	700mm	300mm	4	£50.22
VZLDBP5	1500mm	700mm	300mm	5	£60.06

Bulk order discounts available



FROM ONLY
£46.51



SHELF LOAD
100kg

ECONOMY HEAVY DUTY BOLTLESS METAL SHELVING

Economy heavy duty quick assembly shelving, simply slots together without tools. Black scratch resistant powder coated finish.

- Chipboard shelves sit on powder coated framework
- Tall units should be bolted back to back or wall fixed for additional stability.

Code	Height	Width	Depth	Shelves	Each
VZHDF2	940mm	950mm	450mm	2	£46.51
VZHDF3	940mm	950mm	450mm	3	£60.03
VZHDF4	1315mm	1320mm	450mm	4	£57.92
VZHDF5	1880mm	950mm	450mm	5	£106.54



FROM ONLY
£104.64



SHELF LOAD
UP TO 360kg

STOCKRAX GALVANISED STANDARD DUTY SHELVING

Quick and easy to assemble pre galvanite shelving with either 18mm FSC certified chipboard or galvanite shelves. Manufactured in the UK.

- Three of the galvanite steel shelves sit on beams, the other two on adjustable shelf clips
- Bays are 1981mm high

Code	Width	Depth	Description	Shelf Load	Each
ESX001MGS*	900mm	300mm	5 Steel shelf levels (3 on J beams & 2 on clips)	68kg	£104.64
ESX004MGS*	900mm	450mm	5 Steel shelf levels (3 on J beams & 2 on clips)	68kg	£120.75
ESX001CGS*	900mm	300mm	5 Chipboard levels on J beams	360kg	£107.29
ESX004CGS*	900mm	450mm	5 Chipboard levels on J beams	320kg	£114.82
ESX002CGS*	1200mm	300mm	5 Chipboard levels on J beams	350kg	£134.22
ESX005CGS*	1200mm	450mm	5 Chipboard levels on J beams	320kg	£146.18

EXTRA SHELF LEVELS

Code	Width	Depth	Description	Shelf Load	Each
ESX101CGS	900mm	300mm	Chipboard deck on J beams	360kg	£14.78
ESX102CGS	1200mm	300mm	Chipboard deck on J beams	350kg	£20.14
ESX104CGS	900mm	450mm	Chipboard deck on J beams	320kg	£16.26
ESX105CGS	1200mm	450mm	Chipboard deck on J beams	320kg	£22.54
ESX101MCGS	900mm	300mm	Steel shelf on clips	68kg	£8.78
ESX104MCGS	900mm	450mm	Steel shelf on clips	68kg	£11.33



STOCKRAX BAY WITH LINBINS

Ready to build shelving bays with grey recycled plastic containers. Speed up item selection by separating the smallest components.

- Comes with Size 5 Linbins - H130mm x W140mm x D280mm
- Blue uprights with light grey beams

Code	Height	Width	Depth	No. of Containers	Each
VBLK1BLK	1830mm	900mm	300mm	72	£289.36
VBLK2BLK	915mm	900mm	300mm	36	£151.68

FROM ONLY
£151.68



SHELF LOAD
UP TO 510kg



FROM ONLY
£124.36

STOCKRAX GALVANISED HEAVY DUTY SHELVING

Three 18mm FSC certified chipboard shelves on galvanite channel beams. Manufactured in the UK.

- Bays are 1981mm high.
- Extra shelf levels available

Code	Width	Depth	Shelf Load	Each
ESX020CGS*	1500mm	450mm	510kg	£124.36
ESX021CGS	1500mm	600mm	275kg	£134.46
ESX024CGS	1800mm	600mm	365kg	£152.51
ESX027CGS	2100mm	600mm	400kg	£164.29

HEAVY DUTY GALVANISED EXTRA SHELF LEVEL

Code	Width	Depth	Shelf Load	Each
ESX120CGS	1500mm	450mm	510kg	£30.30
ESX121CGS	1500mm	600mm	275kg	£33.67
ESX124CGS	1800mm	600mm	365kg	£39.68
ESX127CGS	2100mm	600mm	400kg	£40.50

Maximum bay load for bays 1980mm high - 2000kg UDL, maximum bay load for bays over 1980mm high - 1500kg UDL



SAFETY

It is essential that shelving exceeding a height to depth ratio of 4:1 to the top loaded shelf is adequately secured to the floor.

Bay codes followed with an * indicate floor fixings supplied.

EVERYDAY SHELVING

STOCKRAX SHELVING

Stockrax is a boltless shelving range made in UK. Easy to assemble, it is a favourite for home use with 360kg shelf load meeting most domestic requirements.

With the heavy duty having a shelf load of up to 650kg being suitable for manufacturing and environmental environments.



Fast Delivery



Quick Assembly



IT'S SO QUICK & EASY!

Bays are

- Simple tap-together construction
- No fiddly nuts and bolts
- Bays assembled within ten minutes



Unpack and assemble the framework by simply tapping together...



...then drop the shelves into position.

Chipboard shelf sits within beams

Shelves adjustable on 50mm pitch

Footplates included



STOCKRAX STANDARD DUTY SHELVING BAY

Simple tap together fully adjustable shelving for quick and economic storage solutions

- Bays comprise 4 uprights, 5 or 6 shelf levels with beams, feet and assembly instructions
- Quickly and easily assembled, requiring only a rubber mallet and screwdriver
- Extra shelf levels available



SHELF LOAD UP TO 360kg

STOCKRAX STANDARD DUTY SHELVING BAY

Height	Width	Depth	No. of Shelves	Shelf Load	Starter Bay		Extra Shelf	
					Code	Each	Code	Each
1981mm	900mm	300mm	5	360kg	SX001--GU ^o	£127.93	SX101GU	17.16
1981mm	1200mm	300mm	5	350kg	SX002--GU ^o	£159.40	SX102GU	£22.28
1981mm	1500mm	300mm	5	175kg	SX003--GU ^o	£174.91	SX103GU	£27.01
1981mm	900mm	450mm	5	320kg	SX004--GU ^o	£133.59	SX104GU	£19.64
1981mm	1200mm	450mm	5	350kg	SX005--GU ^o	£169.51	SX105GU	£25.95
1981mm	1500mm	450mm	5	175kg	SX006--GU ^o	£195.85	SX106GU	£31.28
1981mm	900mm	600mm	5	180kg	SX007--GU	£150.86	SX107GU	£22.15
1981mm	1200mm	600mm	5	200kg	SX019--GU	£189.01	SX119GU	£29.79
1981mm	1500mm	600mm	5	175kg	SX008--GU	£218.21	SX108GU	£35.61
1981mm	900mm	380mm	5	300kg	SX192--GU ^o	£134.61	SX195GU	£18.97
1981mm	1200mm	380mm	5	350kg	SX193--GU ^o	£171.65	SX196GU	£29.43
1981mm	1200mm	900mm	5	75kg	JSD012--GU	£207.89	JSEX1290GU	£33.92
1981mm	1500mm	380mm	5	175kg	SX194--GU ^o	£215.86	SX197GU	£35.21
1981mm	1500mm	900mm	5	104kg	SX011--GU	£280.21	JSEX1590GU	£48.39
2438mm	900mm	300mm	6	360kg	JSD0014--GU ^o	£147.01	-	-
2438mm	1500mm	300mm	6	175kg	JSD0021--GU ^o	£203.54	-	-
2438mm	1200mm	300mm	5	200kg	SX199--GU ^o	£192.01	SX119GU	£29.79
2438mm	900mm	450mm	6	320kg	JSD0015--GU ^o	£146.28	-	-
2438mm	1200mm	450mm	6	350kg	JSD0018--GU ^o	£196.86	-	-
2438mm	1500mm	450mm	6	175kg	JSD0022--GU ^o	£228.44	-	-
2438mm	1200mm	600mm	6	200kg	JSD0019--GU ^o	£220.30	-	-
2438mm	900mm	600mm	5	180kg	SX198--GU ^o	£153.80	SX107GU	£22.15
2438mm	1500mm	600mm	5	175kg	SX200--GU ^o	£221.15	SX108GU	£35.61
2438mm	1200mm	900mm	6	75kg	JSD0020--GU	£244.73	-	-
2438mm	1500mm	900mm	6	104kg	JSD024--GU	£331.51	-	-



To specify upright colour please insert colour suffix GB, RD, GU or GX where dashes are shown. Maximum bay load for bays 1980mm high - 2000kg UDL, maximum bay load for bays over 1980mm high - 1500kg UDL

EVERYDAY SHELVING

SAFETY

It is essential that shelving exceeding a height to depth ratio of 4:1 to the top loaded shelf is adequately secured to the floor. Bay codes followed with an * indicate floor fixings supplied.



STOCKRAX HEAVY DUTY SHELVING BAY

Strong and robust heavy duty adjustable shelving for manufacturing, engineering and production environments

- Bays are 1981mm high with 3 chipboard shelf levels on channel beams with feet and assembly instructions
- Quickly and easily assembled, requiring only a rubber mallet and screwdriver
- Extra shelf levels available



Light grey beams

18mm chipboard shelf sits on beams



STOCKRAX HEAVY DUTY SHELVING BAY

Width	Depth	Shelf Load	Shelving Bay		Extra Shelf	
			Code	Price	Code	Price
900mm	450mm	320kg	SX203--GU*	£122.43	SX207GU	£23.81
900mm	600mm	180kg	SX204--GU	£133.06	SX208GU	£27.38
1200mm	450mm	350kg	SX201--GU*	£151.20	SX205GU	£33.37
1200mm	600mm	200kg	SX202--GU	£157.90	SX206GU	£35.64
1500mm	450mm	510kg	SX020--GU*	£160.57	SX120GU	£40.47
1500mm	600mm	275kg	SX021--GU	£171.98	SX121GU	£44.76
1500mm	900mm	104kg	SX022--GU*	£214.15	SX122GU	£50.50
1800mm	450mm	635kg	SX023--GU	£185.46	SX109GU	£44.76
1800mm	600mm	365kg	SX024--GU*	£200.13	SX110GU	£49.63
1800mm	900mm	210kg	SX025--GU	£241.89	SX111GU	£61.02
2100mm	450mm	650kg	SX026--GU*	£201.48	SX126GU	£49.55
2100mm	600mm	400kg	SX027--GU	£216.10	SX127GU	£55.03
2100mm	900mm	210kg	SX028--GU*	£249.61	SX128GU	£68.53
2400mm	450mm	600kg	SX029--GU	£213.58	SX112GU	£54.13
2400mm	600mm	445kg	SX013--GU	£231.36	SX113GU	£60.11
2400mm	900mm	210kg	SX014--GU	£274.71	SX114GU	£74.58



To specify upright colour insert GB, RD, GU or GX into the product code.



CONNECTOR PLATE

Connector plates are used to secure adjacent bays together. Four plates are needed to join two bays.

SXSRLGU	£1.52
---------	-------



Need Small Parts Containers?



Complete your workspace by adding some plastic containers. Containers can be stacked or hung off the rear louvre panels ensuring a clean and tidy workspace.

SEE PAGE 100

EVERYDAY SHELVING

WIRE SHELVING

Finished in a hard wearing, polished blue chrome, this shelving is becoming increasingly popular in the home. However, its main appeal is for use in commercial food storage and in sterile environments such as bakeries, restaurants, hospital storage facilities and cold storage rooms with added epoxy coating.

The open wire shelves allow for airflow between the products being stored.

Extra shelves are available as well as castors and shelf dividers to provide tailor made solutions.



Fast
Delivery



Quick
Assembly



WIRE SHELVING

Fully adaptable systems, offering a multitude of answers to a variety of storage problems.

Hardwearing polished chrome for dry-store areas, or silver-grey antibacterial epoxy coating, suitable for cold rooms, freezers and other damp conditions

- Open wire design increases airflow and reduces dust build-up
- A hardwearing, smooth snag free finish
- Strength with style and elegance
- Easy bolt free assembly
- Fully adjustable shelves



Castors can be added to bays to make transporting items around the workplace easy.



Wire shelving bays can be assembled in minutes. Simply snap the plastic shelf support collars in position on the uprights, then drop the shelf over the uprights and press into place. Fully adjustable shelves on 25mm pitch



Open wire design increases airflow and reduces dust build-up

Adjustable Feet



SHELF LOAD
240-300kg

CHROME WIRE SHELVING BAYS

A multi purpose chrome wire shelving bay with open wire construction to improve product visibility and allow for increased air circulation and minimising the accumulation of dust and moisture.

- 1625mm high starter and extension bays with 4 shelves
- Fully adjustable shelves every 25mm

			Starter Bay		Extension Bay		Extra Shelf	
Width	Depth	Bay Load	Code	Price	Code	Price	Code	Price
760mm	305mm	300kg	VEC32	£86.03	VEC32AO	£79.81	VEC1230	£13.57
915mm	305mm	300kg	VEC37	£92.48	VEC37AO	£86.24	VEC1236	£15.18
1220mm	305mm	240kg	VEC38	£108.08	VEC38AO	£101.90	VEC1248	£19.09
760mm	355mm	300kg	VEC35	£95.69	VEC35AO	£89.46	VEC1430	£15.98
915mm	355mm	300kg	VEC36	£101.63	VEC36AO	£95.45	VEC1436	£17.48
1220mm	355mm	240kg	VEC30	£128.47	VEC30AO	£108.35	VEC1448	£20.70
760mm	460mm	300kg	VEC43	£104.86	VEC43AO	£98.67	VEC1830	£20.64
915mm	460mm	300kg	VEC44	£111.32	VEC44AO	£105.12	VEC1836	£19.89
1220mm	460mm	240kg	VEC45	£130.66	VEC45AO	£124.45	VEC1848	£24.73
1520mm	460mm	240kg	VEC46	£155.95	VEC46AO	£149.75	VEC1860	£31.06
1820mm	460mm	240kg	VEC52	£175.28	VEC52AO	£169.07	VEC1872	£35.88
760mm	610mm	300kg	VEC47	£120.99	VEC47AO	£114.78	VEC2430	£22.32
915mm	610mm	300kg	VEC48	£130.66	VEC48AO	£124.45	VEC2436	£24.73
1220mm	610mm	240kg	VEC49	£146.76	VEC49AO	£140.53	VEC2448	£28.74
1520mm	610mm	240kg	VEC50	£175.28	VEC50AO	£169.07	VEC2460	£35.88
1820mm	610mm	240kg	VEC55	£194.61	VEC55AO	£188.37	VEC2472	£47.09

EVERYDAY SHELVING




SHELF LOAD
240-300kg

ANTI-BACTERIAL WIRE SHELVING BAYS

Epoxy coated wire shelving bay with anti-bacterial finish. Open wire construction improves product visibility and air circulation and minimises the accumulation of dust and moisture.

- 1625mm high starter bays with 4 shelves
- Fully adjustable shelves every 25mm
- 10 year anti-corrosion guarantee

Width	Depth	Bay Load	Starter Bay		Extra Shelf	
			Code	Price	Code	Price
760mm	305mm	300kg	VEPP32	£77.23	VEPP1230	£12.66
915mm	305mm	300kg	VEPP37	£86.78	VEPP1236	£14.16
1220mm	305mm	240kg	VEPP38	£92.03	VEPP1248	£16.88
760mm	355mm	300kg	VEPP35	£83.15	VEPP1430	£14.35
915mm	355mm	300kg	VEPP36	£99.36	VEPP1436	£17.30
1220mm	355mm	240kg	VEPP30	£113.48	VEPP1448	£20.82
760mm	460mm	300kg	VEPP43	£89.53	VEPP1830	£16.14
915mm	460mm	300kg	VEPP44	£101.00	VEPP1836	£17.67
1220mm	460mm	240kg	VEPP45	£121.57	VEPP1848	£22.83
1520mm	460mm	240kg	VEPP46	£146.40	VEPP1860	£29.06
1820mm	460mm	240kg	VEPP52	£160.65	VEPP1872	£32.61
760mm	610mm	280kg	VEPP47	£110.32	VEPP2430	£20.05
915mm	610mm	300kg	VEPP48	£119.40	VEPP2436	£22.30
1220mm	610mm	240kg	VEPP49	£140.10	VEPP2448	£27.46
1520mm	610mm	240kg	VEPP50	£174.52	VEPP2460	£36.09
1820mm	610mm	240kg	VEPP55	£202.02	VEPP2472	£42.97



LIPPED SHELF

Special shelf with 25mm high lip on all edges to keep stock on the shelves.

- Fully adjustable shelves every 25mm

Code	Width	Depth	Shelf Load	Each
VLS1836	915mm	460mm	300kg	£18.05
VLS1848	1220mm	460mm	240kg	£22.33



SHELF LOAD
240-300kg

SLOPPING SHELF

Slopping shelves help display and view stored items.

Code	Width	Depth	Shelf Load	Each
VSLT1224/27	610mm	305mm	300kg	£15.69
VSLT1836/27	915mm	460mm	300kg	£24.09
VSLT1848/27	1220mm	460mm	240kg	£29.30



CASTOR LOAD
210-300kg

SWIVEL CASTORS FOR CHROME SHELVING

Create trolleys from shelving bays for the safe movement of goods.

FROM ONLY
£7.53

Code	Description	Max Bay Load	Each
VR75BR	75mm Braked	210kg	£8.28
VR120BR	120mm Braked	300kg	£12.07
VR75UB	75mm Unbraked	210kg	£7.53
VR120UB	120mm Unbraked	300kg	£11.25

SHELF DIVIDERS

Dividers run from the front to back of a shelf to create picking locations or designated storage areas.


Code	Height	Depth	Each
VSD12	170mm	305mm	£3.77
VSD14	170mm	355mm	£4.15
VSD18	170mm	460mm	£4.51
VSD24	170mm	610mm	£5.63

Hygienic Work Environment

Our Stainless Steel Workbenches have easy to keep clean worktops, ideal for food preparation and hospital environments.



SEE PAGE 133



305mm deep wall shelves are 425mm from wall to front of bracket
355mm deep wall shelves are 475mm from wall to front of bracket
460mm deep wall shelves are 580mm from wall to front of bracket

CHROME CANTILEVER WALL WIRE SHELVING

Create extra storage space where a complete bay cannot fit.

- Includes 2 x 610mm wall posts and fixing brackets, shelf/shelves and 2 support arms for each shelf

FROM ONLY
£39.22

Code	Shelves	Width	Depth	Each
VCW30076/1	1	760mm	305mm	£39.22
VCW30091/1	1	760mm	355mm	£39.87
VCW30122/1	1	760mm	460mm	£42.80
VCW35076/1	1	915mm	305mm	£46.25
VCW35091/1	1	915mm	355mm	£48.63
VCW35121/1	1	1220mm	355mm	£53.32
VCW46076/1	1	760mm	460mm	£50.34
VCW46091/1	1	1220mm	355mm	£52.69
VCW46122/1	1	1220mm	460mm	£58.03
VCW30076/2	2	760mm	305mm	£63.26
VCW30091/2	2	760mm	355mm	£64.58
VCW30122/2	2	760mm	460mm	£70.49
VCW35076/2	2	915mm	305mm	£77.35
VCW35091/2	2	915mm	355mm	£82.11
VCW35121/2	2	1220mm	355mm	£91.41
VCW46076/2	2	760mm	460mm	£85.56
VCW46091/2	2	1220mm	355mm	£90.23
VCW46122/2	2	1220mm	460mm	£100.84

COMMERCIAL SHELVING

SPUR SHELVING

Spur Steel-lok shelving is a versatile, durable and strong wall mountable shelving product that enables you to make the most of any wall space available.

Ideal for home, office and many educational establishments. Provides an inexpensive solution when it is necessary to use wall mounted shelving. Available in a number of colours on request.



Fast
Delivery



Quick
Assembly



SPUR



SHELF LOAD
UP TO 100kg

SPUR BRACKETS

Genuine Spur Steel-Lok brackets clip into our Spur wall mounted uprights. Compatible with our Spur steel shelves or can be used with wooden shelves - veneered, mdf, plywood etc.

- Scratch resistant powder coated finish
- High strength 1.5mm thick quality steel

Code	Depth	Shelf Load	Type	Pack Quantity	Each
10XZZSLBH14W	145mm	83kg	2 slot base	10	£9.66
10XZZSLBH22W	220mm	75kg	2 slot base	10	£12.42
10XZZSLBH27W	270mm	60kg	2 slot base	10	£12.88
10XZZSLBH32W	320mm	55kg	2 slot base	10	£23.46
10XZZSLBH37W	370mm	100kg	3 slot base	10	£22.54
10XZZSLBH47W	470mm	72kg	3 slot base	10	£40.94
10XZZSLBR47W	470mm	85kg	Reinforced - 4 slot base	10	£51.75
10XZZSLBR61W	610mm	75kg	Reinforced - 4 slot base	10	£68.08

FROM ONLY
£9.66



SHELF LOAD
UP TO 200kg

SPUR SHELVES

Genuine Spur steel shelves fit into the steel-lok brackets. Easy clean and fully adjustable. Available in seven depths as listed.

- Scratch resistant powder coated finish
- Easy to install, adjust and add to

Code	Width	Depth	Shelf Load	Pack Quantity	Each
4XZZSL151000W	1000mm	150mm	166kg	4	£56.32
4XZZSL2251000W	1000mm	220mm	150kg	4	£62.24
4XZZSL2751000W	1000mm	270mm	120kg	4	£66.08
4XZZSL3251000W	1000mm	320mm	110kg	4	£71.84
4XZZSL3751000W	1000mm	370mm	200kg	4	£75.92
4XZZSL4751000W	1000mm	470mm	170kg	4	£94.32
4XZZSL6151000W	1000mm	610mm	150kg	4	£110.64

Full range of colours available, please call for detail. Bulk order discounts. Special lengths are available, please call for details

FROM ONLY
£56.32



SHELF LOAD
UP TO 200kg

SPUR SHELVING KITS

Genuine Spur Steel-Lok is internationally recognised as a premium quality British made brand of choice. These packs are complete with 2 uprights, 3 x 1m long shelves, 6 x brackets and 6 x spring rod ends. Standard units are painted in Frost White.

- Easy to install, adjust and add to
- Special sizes, colours and large volumes available upon request

Code	Height	Width	Depth	Shelves	Shelf Load	Each
VZTS3KIT220	1000mm	1000mm	220mm	3	150kg	£80.55
VZTS3KIT270	1000mm	1000mm	270mm	3	120kg	£84.10
VZTS3KIT320	1000mm	1000mm	320mm	3	110kg	£101.10
VZTS3KIT370	1000mm	1000mm	370mm	3	200kg	£103.68

Bulk order discounts

FROM ONLY
£80.55

SPUR UPRIGHTS

Genuine Spur Steel-lok uprights. Available in ten standard heights.

- Scratch resistant powder coated finish
- High strength 2mm thick quality steel
- Easy to install, adjust and add to

Code	Height	Pack Quantity	Each
10XZZSLU05W	170mm	10	£13.34
10XZZSLU052W	520mm	10	£25.99
10XZZSLU071W	710mm	10	£25.99
10XZZSLU100W	1000mm	10	£41.17
10XZZSLU122W	1220mm	10	£46.92
10XZZSLU150W	1500mm	10	£58.42
10XZZSLU180W	1795mm	10	£70.15
10XZZSLU198W	1980mm	10	£74.06
10XZZSLU220W	2200mm	10	£81.88
10XZZSLU240W	2400mm	10	£88.78

Bulk order discounts. Special lengths are available, please call for details

FROM ONLY
£13.34



SPUR BOOKENDS

Genuine Spur spring rod bookends clip into our Spur Wall Mounted Uprights. Supplied in pairs.

- Scratch resistant powder coated finish
- Easy to install, adjust and add to

Code	Depth	Each
ZZSLSR15W	150mm	£6.30
ZZSLSR20W	200mm	£6.88
ZZSLSR25W	250mm	£7.68

Bulk order discounts

FROM ONLY
£6.30



COMMERCIAL SHELVING

ARCHIVE, FILING AND BIN BAYS

Range of shelving units designed to offer quick and easy solutions to specific storage requirements.

- Stockrax archive and filing bays offer a simple economic solution to short and long term filing needs around the workplace

- For where items need to be organised, sorted and stored by type our binning units are the answer
- Choice of sizes and configurations
- Stormor Bin units have adjustable dividers allowing you to alter the compartment sizes to meet specific needs, with dividers adjustable every 75mm along the shelf



30 boxes



70 boxes



ARCHIVE SHELVING BAYS

These easy to assemble shelving bays come complete with archive boxes in 4 different profiles to meet most archiving requirements.

- Boxes are: 266H x 356W x 445D mm with internal dimensions of 254H x 330W x 407D mm
- Uprights finished in Red



SHELF LOAD
635kg

ARCHIVE SHELVING BAYS

Code	Boxes Stored	Height	Width	Depth	Each
JAU30RDGU*	30	2050mm	1800mm	450mm	£335.40
JAU35RDGU	35	2270mm*	1800mm	900mm	£363.11
JAU60RDGU*	60	2050mm	1800mm	450mm	£557.91
JAU70RDGU	70	2270mm*	1800mm	900mm	£618.71

RD

* Height to top of box

EXTRA ARCHIVE BOX

Code	Height	Width	Depth	Each
FBFFA5005	266mm	356	445mm	£4.81

FROM ONLY
£335.40



LEVER ARCH FILE SHELVING

Easy to assemble shelving bays complete with A4 file holders.

- Choice of 20 or 50 file capacity bays

Code	Files Stored	Height	Width	Depth	Each
20A4--GU	20	915mm	1000mm	300mm	£122.69
50A4--GU*	50	1980mm	1000mm	300mm	£255.04

GB RD GU GX

To specify upright colour insert GB, RD, GU or GX into the product code.

FROM ONLY
£122.69

SAFETY

It is essential that shelving exceeding a height to depth ratio of 4:1 to the top loaded shelf is adequately secured to the floor.

Bays with codes followed with an * contain floor fixings.



12 compartments



18 compartments



STORMOR BIN UNITS

Choice of compartments sizes. You can move or remove dividers to create different configurations as you wish

- Overall bay size 1850H x 900W x 300Dmm
- Shelves are pierced every 75mm to accept dividers

Code	No. of CMPTS	CMPT size H x W x D mm	Type	Each
SBU18593/12S*	12	300 x 450 x 300	Starter	£156.37
SBU18593/12E*	12	300 x 450 x 300	Extension	£136.06
SBU18593/18S*	18	300 x 300 x 300	Starter	£173.25
SBU18593/12E*	18	300 x 300 x 300	Extension	£154.21

FROM ONLY
£136.06



16 compartments



18 compartments



36 compartments



SHELF LOAD
40kg

STEEL BIN SHELVING

High density Steel Bin Shelving for clear identification of stored components

- Bays are 1850mm high and 942mm wide
- Manufactured from heavy 1mm and 1.2mm steel
- All units supplied complete and fully assembled ready for immediate use
- Available in red, blue and green also - please enquire

Code	Description	Depth	Each
VRBF141	16 compartments - W445mm x H220mm	355mm	£373.42
VRBF142	16 compartments - W445mm x H220mm	460mm	£407.78
VRBF147	18 compartments - W296mm x H293mm	355mm	£395.58
VRBF148	18 compartments - W296mm x H293mm	460mm	£435.31
VRBF144	36 compartments - W148mm x H293mm	355mm	£490.52
VRBF145	36 compartments - W148mm x H293mm	460mm	£542.93

FROM ONLY
£373.42

COMMERCIAL SHELVING

STORMOR SHELVING

The Commercial Shelving offering from Link51 is known as Stormor Shelving and manufactured in the UK. It comes in a light grey finish.

Stormor has all the benefits you would expect from a high quality shelving, giving a truly versatile and interchangeable system. A steel bolt free, clip shelving system with a huge range of accessories with widths up to 1250mm & Shelf loads up to 70Kgs. Smart enough for any office and flexible enough for many retail environments - back and front of house. This shelving has to be a winner in today's e-commerce world.



STORMOR OPEN SHELVING

Versatile and fully adjustable open upright shelving system. Ideal for general storage. The slim profile uprights and shelves are aesthetically pleasing making Stormor Open shelving ideal for today's modern office and commercial environment.

- All steel construction
- Supplied flat pack for easy assembly
- Easily adjustable shelves on 25mm pitch



NEED A DIFFERENT SIZE?

Sizes shown are only a small part of our range. Phone for more information

Shelving Starter and Extension bays make ordering easy. To create a run just order a starter bay and the correct number of extensions bays.



Open starter bay

Open extension bay



SHELF LOAD
UP TO 70kg

LINK 51 STORMOR OPEN BAY SHELVING

Rear of bays are open with cross bracing

- Extra shelves (sold separately) includes 4 shelf clips



Height	Width	Depth	Shelves	Shelf Load	Starter Bay		Extension Bay		Extra Level	
					Code	Price	Code	Price	Code	Price
1850mm	1000mm	300mm	6	70kg	SMM181300S6°	£107.27	SMM181300E6°	£84.91	SMS130	£8.71
1850mm	1000mm	370mm	6	70kg	SMM181370S6°	£115.72	SMM181370E6°	£93.06	SMS137	£10.02
1850mm	1000mm	450mm	6	70kg	SMM181450S6°	£124.24	SMM181450E6°	£101.23	SMS145	£11.32
1850mm	1000mm	600mm	6	45kg	SMM181600S6°	£140.86	SMM181600E6°	£117.17	SMS160	£13.86
1850mm	1250mm	300mm	6	45kg	SMM1812300S6°	£122.19	SMM1812300E6°	£99.83	SMS1230	£10.95
1850mm	1250mm	370mm	6	45kg	SMM1812370S6°	£132.91	SMM1812370E6°	£110.25	SMS1237	£12.64
1850mm	1250mm	450mm	6	45kg	SMM1812450S6°	£143.84	SMM1812450E6°	£120.84	SMS1245	£14.34
2150mm	1000mm	300mm	6	70kg	SMM211300S6°	£119.07	SMM211300E6°	£101.61	SMS130	£13.86
2150mm	1000mm	370mm	6	70kg	SMM211370S6°	£127.68	SMM211370E6°	£101.61	SMS137	£10.95
2150mm	1000mm	450mm	6	70kg	SMM211450S6°	£136.44	SMM211450E6°	£109.90	SMS145	£12.64
2150mm	1000mm	600mm	6	45kg	SMM211600S6°	£153.50	SMM211600E6°	£126.06	SMS160	£14.34
2150mm	1250mm	300mm	6	45kg	SMM2112300S6°	£134.72	SMM2112300E6°	£109.04	SMS1230	£3.74
2150mm	1250mm	370mm	6	45kg	SMM2112370S6°	£127.68	SMM2112370E6°	£101.61	SMS1237	£12.64
2150mm	1250mm	450mm	6	45kg	SMM2112450S6°	£156.79	SMM2112450E6°	£130.25	SMS1245	£14.34
2450mm	1000mm	300mm	7	70kg	SMM241300S7°	£131.64	SMM241300E7°	£104.03	SMS130	£8.71
2450mm	1000mm	370mm	7	70kg	SMM241370S7°	£141.56	SMM241370E7°	£113.56	SMS137	£10.02
2450mm	1000mm	450mm	7	70kg	SMM241450S7°	£151.59	SMM241450E7°	£123.14	SMS145	£11.32
2450mm	1250mm	300mm	7	45kg	SMM2412300S7°	£149.54	SMM2412300E7°	£121.92	SMS1230	£10.95
2450mm	1250mm	370mm	7	45kg	SMM2412370S7°	£162.10	SMM2412370E7°	£134.10	SMS1237	£12.64
2450mm	1250mm	450mm	7	45kg	SMM2412450S7°	£174.96	SMM2412450E7°	£146.51	SMS1245	£14.34

It is essential that shelving exceeding a height to depth ratio of 4:1 to the top loaded shelf is adequately secured to the floor: fixings available; please ask.

COMMERCIAL SHELVING

STORMOR SIDE CLAD SHELVING

Cost effective fully adjustable single skin upright shelving system. Stormor clad uprights are manufactured from one-piece steel and feature a delta front edge with no sharp edges, so eliminating snagging when loading shelves.

- Choice of open back or back clad shelving bays
- Supplied flat pack with 6 shelves for easy assembly
- Easily adjustable shelves on 25mm pitch



NEED A DIFFERENT SIZE?

Sizes shown are only a small part of our range. Phone for more information

LINK51



SHELF LOAD
UP TO 70kg

LINK 51 STORMOR OPEN BACK SHELVING BAY



Shelving starter and extension bays make ordering easy. To create a run just order a starter bay and the correct number of extensions bays.



Solid rear cladding stops items being pushed off the back of shelves

Single piece solid frame

Solid clad back starter bay

Open back extension bay

SAFETY

It is essential that shelving exceeding a height to depth ratio of 4:1 to the top loaded shelf is adequately secured to the floor.

Bay codes followed with an * indicate floor fixings supplied.

Height	Width	Depth	Shelf Load	Starter Bay		Extension Bay		Extra Level	
				Code	Price	Code	Price	Code	Price
1850mm	1000mm	300mm	70kg	SMS18130OS6*	£101.38	SMS18130OE6*	£81.07	SMS130	£8.71
1850mm	1000mm	370mm	70kg	SMS18137OS6*	£115.21	SMS18137OE6*	£91.91	SMS137	£10.02
1850mm	1000mm	450mm	70kg	SMS18145OS6*	£127.42	SMS18145OE6*	£101.93	SMS145	£11.32
1850mm	1000mm	600mm	45kg	SMS18160OS6*	£155.14	SMS18160OE6*	£123.41	SMS160	£13.86
1850mm	1250mm	300mm	45kg	SMS181230OS6*	£116.26	SMS181230OE6*	£95.96	SMS1230	£10.95
1850mm	1250mm	370mm	45kg	SMS181237OS6*	£132.36	SMS181237OE6*	£109.06	SMS1237	£12.64
1850mm	1250mm	450mm	45kg	SMS181245OS6*	£147.00	SMS181245OE6*	£121.50	SMS1245	£14.34
2150mm	1000mm	300mm	70kg	SMS21130OS6*	£109.81	SMS21130OE6*	£87.41	SMS130	£8.71
2150mm	1000mm	370mm	70kg	SMS21137OS6*	£124.26	SMS21137OE6*	£98.56	SMS137	£10.02
2150mm	1000mm	450mm	70kg	SMS21145OS6*	£137.18	SMS21145OE6*	£108.93	SMS145	£11.32
2150mm	1000mm	600mm	45kg	SMS21160OS6*	£166.26	SMS21160OE6*	£131.10	SMS160	£13.86
2150mm	1250mm	300mm	45kg	SMS211230OS6*	£125.43	SMS211230OE6*	£103.03	SMS1230	£10.95
2150mm	1250mm	370mm	45kg	SMS211237OS6*	£142.14	SMS211237OE6*	£116.44	SMS1237	£12.64
2150mm	1250mm	450mm	45kg	SMS211245OS6*	£157.48	SMS211245OE6*	£129.23	SMS1245	£14.34




SHELF LOAD
UP TO 70kg

LINK 51 STORMOR CLAD BACK SHELVING BAY

Height	Width	Depth	Shelf Load	Starter Bay		Extension Bay		Extra Level	
				Code	Price	Code	Price	Code	Price
1850mm	1000mm	300mm	70kg	SMS18130CS6*	£137.27	SMS18130CE6*	£116.96	SMS130	£8.71
1850mm	1000mm	370mm	70kg	SMS18137CS6*	£151.10	SMS18137CE6*	£127.80	SMS137	£10.02
1850mm	1000mm	450mm	70kg	SMS18145CS6*	£163.31	SMS18145CE6*	£137.81	SMS145	£11.32
1850mm	1000mm	600mm	45kg	SMS18160CS6*	£191.03	SMS18160CE6*	£159.30	SMS160	£13.86
1850mm	1250mm	300mm	45kg	SMS181230CS6*	£158.36	SMS181230CE6*	£138.05	SMS1230	£10.95
1850mm	1250mm	370mm	45kg	SMS181237CS6*	£174.46	SMS181237CE6*	£151.16	SMS1237	£12.64
1850mm	1250mm	450mm	45kg	SMS181245CS6*	£189.09	SMS181245CE6*	£163.60	SMS1245	£14.34
2150mm	1000mm	300mm	70kg	SMS21130CS6*	£146.80	SMS21130CE6*	£124.40	SMS130	£8.71
2150mm	1000mm	370mm	70kg	SMS21137CS6*	£161.24	SMS21137CE6*	£135.54	SMS137	£10.02
2150mm	1000mm	450mm	70kg	SMS21145CS6*	£174.16	SMS21145CE6*	£145.91	SMS145	£11.32
2150mm	1000mm	600mm	45kg	SMS21160CS6*	£203.24	SMS21160CE6*	£168.08	SMS160	£13.86
2150mm	1250mm	300mm	45kg	SMS211230CS6*	£168.96	SMS211230CE6*	£146.56	SMS1230	£10.95
2150mm	1250mm	370mm	45kg	SMS211237CS6*	£185.68	SMS211237CE6*	£159.98	SMS1237	£12.64
2150mm	1250mm	450mm	45kg	SMS211245CS6*	£201.02	SMS211245CE6*	£172.77	SMS1245	£14.34

COMMERCIAL SHELVING



FROM ONLY
£6.61

BIN FRONT

When fitted, this prevents items falling off the front of the shelves

- When used with dividers this forms compartments or bins

Code	Height	Width	Each
SZABF025F1000GU	25	1000	£6.61
SZABF050F1000GU	50	1000	£7.19
SZABF075F1000GU	75	1000	£8.24
SZABF100F1000GU	100	1000	£8.95
SZAPPLUG			£0.34

25 & 50mm high fronts require 2 off SZAPPLUG, 75 & 100mm high fronts require 4 off SZAPPLUG



FROM ONLY
£200.34

FULL HEIGHT DOOR KITS FOR OPEN BAY SHELVING

Hinged doors transform shelving into a secure storage cupboard

- Doors feature vertical stiffeners and 3-point locking
- Light grey textured paint finish, fits 1000mm bays only

Code	Height	Each
SZADM1850H1000GU	1850	£200.34
SZADM2150H1000GU	2150	£212.04

FULL HEIGHT DOOR KITS FOR CLAD SHELVING

Hinged doors transform shelving into a secure storage cupboard

- Doors feature vertical stiffeners and 3-point locking
- Light grey textured paint finish, fits 1000mm bays only

Code	Height	Each
SZADS1850H1000GU	1850	£203.69
SZADS2150H1000GU	2150	£214.45

Doors cannot be put on consecutive bays using Stormor Side Clad shelving




FROM ONLY
£140.00

PULL OUT DRAWER

Pull-out drawer available in 2 heights. Ideal for storage of cd's

- Drawer slides out on telescopic arms
- Light grey finish, fits 1000mm bays only

Code	Height	Depth	Each
SZPOD1000370P100GU	100	370	£140.00
SZPOD1000370P150GU	150	370	£141.00
SZPOD1000450P150GU	150	450	£151.00




FROM ONLY
£2.96

BACK STOP

Zinc plated rod which fits across the rear of the bays to prevent items falling off the back.

Code	Width	Each
SZABS004R1000ZC	1000	£2.96




FROM ONLY
£4.32

GARMENT HANGING

A system of rails and brackets which fit within the bay widths to allow for the hanging of garments

- Rails can be repositioned as required

Code	Description	Depth	Each
SZAGR25S1000GS	Rail 25mm Dia x 1000mm		£4.32
SZAHSC1225300GU	Support Channel	300	£7.00
SZAHSC1225450GU	Support Channel	450	£9.00
SZAHSC1225600GU	Support Channel	600	£9.50



FROM ONLY
£4.03

PART HEIGHT DIVIDER

150mm high divider which slots into either the top or bottom of a shelf to provide storage sections or support for files

Code	Height	Depth	Each
SZDP370GU	150	370	£4.03
SZDP450GU	150	450	£4.56
SZDP600GU	150	600	£5.46



FROM ONLY
£118.00

PULL OUT FILE CRADLE

Can accommodate A4 and Foolscap top loaded suspension files

- Cradle slides out on telescopic arms
- Light grey finish, fits 1000mm bays only

Code	Depth	Each
SZPOFC1000370GU	370	£118.00
SZPOFC1000450GU	450	£138.00



FROM ONLY
£2.81

DOCUMENT SHELF DIVIDER

Slim profile divider designed to be used with paper storage ensuring minimal wasted space on the shelf

Code	Height	Depth	Each
SZDF300300GU	300	300	£2.81
SZDF300370GU	300	370	£3.35
SZDF300450GU	300	450	£3.70
SZDF400300GU	400	300	£4.35
SZDF400370GU	400	370	£5.26
SZDF400450GU	400	450	£5.86
SZDF450300GU	450	300	£4.66
SZDF450370GU	450	370	£5.63
SZDF450450GU	450	450	£6.30

LINK51



FROM ONLY
£3.68

GENERAL PURPOSE DIVIDER

Used to divide shelves horizontally into smaller storage compartments.

Code	Height	Depth	Each
0150DP0300GU	150mm	300mm	£3.68
0150DP0450GU	150mm	450mm	£4.28
0150DP0600GU	150mm	600mm	£5.16
0300DF0300GU	300mm	300mm	£3.84
0300DF0370GU	300mm	370mm	£4.10
0300DF0400GU	300mm	400mm	£4.21
0300DF0450GU	300mm	450mm	£4.40
0400DF0300GU	400mm	300mm	£4.49
0400DF0370GU	400mm	370mm	£4.84
0400DF0450GU	400mm	450mm	£5.25
0450DF0300GU	450mm	300mm	£4.81
0450DF0370GU	450mm	370mm	£5.23
0450DF0450GU	450mm	450mm	£5.69



FROM ONLY
£102.00

PULL OUT SHELF

Provides a flat and stable work surface within a storage bay

- Shelf slides out on telescopic arms
- Light grey finish, fits 1000mm bays only

Code	Depth	Each
SZPORS1000370GU	370	£102.00
SZPORS1000450GU	450	£114.00

COMMERCIAL SHELVING

IKON OFFICE SHELVING

The Probe Ikon range is made in UK and its white and stylish finish makes it a strong choice for commercial environments. With 100kg shelf load and available in one height 1830mm.

The anti-bacterial coating makes it popular in hospitals. The wide range of accessories means it can offer flexible storage solutions.



Hard wearing White, anti-bacterial, powder coating make this system suitable for clean environments
All bays are 1830mm high with 6 shelf levels and are quick & easy to assemble with a 100kg shelf load
Accessories available include Doors, Dividers, Pull-out Shelves and File Cradles. Call for details



SAFETY

It is essential that shelving exceeding a height to depth ratio of 4:1 to the top loaded shelf is adequately secured to the floor.
Bay codes followed with an * indicate floor fixings supplied.



IKON OPEN BACK SHELVING BAYS

		Starter Bay		Extension Bay	
Width	Depth	Code	Price	Code	Price
900mm	300mm	VMS189003000ST*	109.90	VMS189003000EX*	90.24
900mm	350mm	VMS189003500ST*	119.08	VMS189003500EX*	97.58
900mm	400mm	VMS189004000ST*	128.41	VMS189004000EX*	104.77
900mm	450mm	VMS189004500ST*	139.42	VMS189004500EX*	113.17
900mm	600mm	VMS189006000ST	180.43	VMS189006000EX	146.89
1000mm	300mm	VMS1810003000ST*	112.97	VMS1810003000EX*	93.31
1000mm	350mm	VMS1810003500ST*	122.45	VMS1810003500EX*	100.94
1000mm	400mm	VMS1810004000ST*	132.37	VMS1810004000EX*	108.73
1000mm	450mm	VMS1810004500ST*	143.38	VMS1810004500EX*	117.13
1000mm	600mm	VMS1810006000ST	186.10	VMS1810006000EX	152.55

Bays can carry up to 600kg per bay

NEED ACCESSORIES?

Doors, Dividers, Pull-out Shelves and File Cradles.
Call for details.



IKON REAR CLAD SHELVING BAYS

		Starter Bay		Extension Bay	
Width	Depth	Code	Price	Code	Price
900mm	300mm	VMS18900300CST*	132.07	VMS18900300CEX*	112.41
900mm	350mm	VMS18900350CST*	141.26	VMS18900350CEX*	119.75
900mm	400mm	VMS18900400CST*	150.58	VMS18900400CEX*	126.94
900mm	450mm	VMS18900450CST*	161.60	VMS18900450CEX*	135.34
900mm	600mm	VMS18900600CST	202.60	VMS18900600CEX	169.06
1000mm	300mm	VMS181000300CST*	135.45	VMS181000300CEX*	115.79
1000mm	350mm	VMS181000350CST*	144.93	VMS181000350CEX*	123.43
1000mm	400mm	VMS181000400CST*	154.85	VMS181000400CEX*	131.21
1000mm	450mm	VMS181000450CST*	165.87	VMS181000450CEX*	139.61
1000mm	600mm	VMS181000600CST	208.58	VMS181000600CEX	175.03

Bays can carry up to 600kg per bay

PROBE



EURO SHELVING

A well respected UK manufactured shelving system which is simple and fast to assemble but produces extremely rigid structures. Clad and Open available; complete with 6 shelves taking loads of up to 160kg.

Extensive accessories make it possible to deliver bespoke solutions that are suitable for all industrial environments and much more.

Comes with a wide range of accessories to allow you to tailor your shelving to meet your exact needs.




LINK 51 EURO SHELVING

Heavy duty, fully adjustable steel shelving system offering simple and fast assembly. Shelves are located on clips which slot into the upright, creating an extremely rigid structure in which shelves can be repositioned when required. With its modular design you can extend the shelving system at any time, to meet your future storage requirements.

- Easy clip together assembly
- Robust steel shelving designed to suit any working environment
- Each bay comes with 6 steel shelves
- UDL Shelf loads 300, 400 and 450d mm shelves - 160kg. 600d mm shelf - 135kg
- Available as Open All Round or Fully Clad bays

LINK51



EURO SHELVING EXTRA CROSS BRACING

Each brace assembly provides essential bracing for 12 bays of open shelving. Starter bays come complete with brace but extra braces are required if run exceeds 11 extension bays.

DCXB51000ZC

£14.09



SAFETY

It is essential that shelving exceeding a height to depth ratio of 4:1 to the top loaded shelf is adequately secured to the floor. Bay codes followed with an * indicate floor fixings supplied.



LINK 51 EURO SHELVING OPEN BAY

Open Bays - Side and rear of bays are open sided with cross bracing.

Height	Width	Depth	Shelf Load	Starter Bay		Extension Bay		Extra Shelf	
				Code	Price	Code	Price	Code	Price
1800mm	1000mm	300mm	160kg	1800S6N0300NGUGU*	£178.01	1800E6N0300NGUGU*	£134.24	ES0300	£12.73
1800mm	1000mm	400mm	160kg	1800S6N0400NGUGU*	£193.20	1800E6N0400NGUGU*	£148.15	ES0400	£14.84
1800mm	1000mm	450mm	160kg	1800S6N0450NGUGU	£205.19	1800E6N0450NGUGU	£159.11	ES0450	£16.49
1800mm	1000mm	600mm	135kg	1800S6N0600NGUGU	£229.35	1800E6N0600NGUGU	£181.41	ES0600	£19.90
2100mm	1000mm	300mm	160kg	2100S6N0300NGUGU*	£181.13	2100E6N0300NGUGU*	£122.23	ES0300	£12.73
2100mm	1000mm	400mm	160kg	2100S6N0400NGUGU*	£196.31	2100E6N0400NGUGU*	£136.20	ES0400	£14.84
2100mm	1000mm	450mm	160kg	2100S6N0450NGUGU*	£206.88	2100E6N0450NGUGU*	£145.31	ES0450	£16.49
2100mm	1000mm	600mm	135kg	2100S6N0600NGUGU	£227.89	2100E6N0600NGUGU	£166.43	ES0600	£19.90

NEED A DIFFERENT SIZE?

Sizes shown are only a small part of our range. Phone for more information



**SHELF LOAD
UP TO 160kg**

LINK 51 EURO SHELVING CLAD BAY

Clad Bays - Sides and rear of bays are solid clad.

Height	Width	Depth	Shelf Load	Starter Bay		Extension Bay		Extra Shelf	
				Code	Price	Code	Price	Code	Price
1800mm	1000mm	300mm	160kg	1800S6C0300CGUGU ^o	£244.17	1800E6C0300CGUGU ^o	£184.78	ES0300	£12.73
1800mm	1000mm	400mm	160kg	1800S6C0400CGUGU ^o	£264.56	1800E6C0400CGUGU ^o	£201.29	ES0400	£14.84
1800mm	1000mm	450mm	160kg	1800S6C0450CGUGU ^o	£282.44	1800E6C0450CGUGU ^o	£215.20	ES0450	£16.49
1800mm	1000mm	600mm	135kg	1800S6C0600CGUGU ^o	£319.23	1800E6C0600CGUGU ^o	£243.81	ES0600	£19.90
2100mm	1000mm	300mm	160kg	2100S6C0300CGUGU ^o	£242.68	2100E6C0300CGUGU ^o	£183.02	ES0300	£12.73
2100mm	1000mm	400mm	160kg	2100S6C0400CGUGU ^o	£263.82	2100E6C0400CGUGU ^o	£199.95	ES0400	£14.84
2100mm	1000mm	450mm	160kg	2100S6C0450CGUGU ^o	£279.75	2100E6C0450CGUGU ^o	£199.95	ES0450	£16.49
2100mm	1000mm	600mm	135kg	2100S6C0600CGUGU ^o	£328.89	2100E6C0600CGUGU ^o	£248.45	ES0600	£19.90

LINK 51 EURO SHELVING ACCESSORIES

- Our range of accessories are ideal for the creation of custom designed storage facilities
- Accessories can be easily retro-fitted allowing you to add to your shelving as your storage needs change



PULL OUT FULL WIDTH DRAWER

Fitted onto telescopic arms the pull-out drawer is ideal for storage of cd's. 150mm high.

Code	Depth	Each
EUPOD1000400P150GU	400mm	£189.16
EUPOD1000450P150GU	450mm	£191.74
EUPOD1000600P150GU	600mm	£193.00



PULL OUT SUSPENSION FILING CRADLE

Can accommodate A4 and foolscap top loaded suspension files. Cradle slides out on telescopic arms.

Code	Depth	Each
EUPOF1000450GU	450mm	£165.00
EUPOF1000600GU	600mm	£166.27



PULL OUT SHELF

Slides out from the bay on telescopic slides. Provides a flat and stable work surface within a storage bay.

Code	Depth	Each
EUPORS1000450GU	450mm	£139.00
EUPORS1000600GU	600mm	£140.26



GENERAL PURPOSE DIVIDER

Used to divide shelves horizontally into smaller storage compartments.

Code	Height	Depth	Each
0300DF0300GU	300mm	300mm	£3.84
0300DF0370GU	300mm	370mm	£4.10
0300DF0400GU	300mm	400mm	£4.21
0300DF0450GU	300mm	450mm	£4.40
0400DF0300GU	400mm	300mm	£4.49
0400DF0370GU	400mm	370mm	£4.84
0400DF0450GU	400mm	450mm	£5.25
0450DF0300GU	450mm	300mm	£4.81
0450DF0370GU	450mm	370mm	£5.23
0450DF0450GU	450mm	450mm	£5.69



PART HEIGHT DIVIDER

Used to divide shelves horizontally into smaller storage compartments.

Code	Height	Depth	Each
0150DP0300GU	150mm	300mm	£3.68
0150DP0450GU	150mm	450mm	£4.28
0150DP0600GU	150mm	600mm	£5.16



GARMENT HANGING RAIL

Fits between 2 support brackets. Rails are 1000mm wide in a choice of 12.5 or 25mm diameter.

Code	Diameter	Each
SZAGR12S1000GS	12.5mm	£2.64
SZAGR25S1000GS	25mm	£4.32

GARMENT HANGING SUPPORT BRACKET

Brackets which fit within the bay widths to allow rails for hanging of garments to be fitted. Rails can be repositioned as required.

Code	To Suit Bay Depth	Each
GHSC12250300ZC	300mm	£10.00
GHSC12250400ZC	400mm	£11.76
GHSC12250450ZC	450mm	£12.34
GHSC12250600ZC	600mm	£13.01



BIN FRONT

When fitted, this prevents items falling off the front of the shelves. When used with dividers this forms compartments or bins.

Code	Height	Width	Each
0050BFF1000GU	50mm	1000mm	£5.74
0100BFF1000GU	100mm	1000mm	£6.65



PLASTIC DRAWER UNIT

Ideal for the storage of small items. The Light Grey plastic drawers tilt on integrated back-stops to allow easy viewing and access.

Code	Height	Width	Depth	Each
DU1	150mm	138mm	281mm	£3.40
DU2	128mm	207mm	281mm	£4.85
DU3	128mm	138mm	431mm	£4.65

Easy Access

Need to access high shelving bays?
Find the right solution in our Steps and Ladders section.



SEE PAGE 140

INDUSTRIAL SHELVING

GARMENT HANGING

Accessible garment hanging solutions, which is easy to assemble and suitable for many applications. Stockrux is easily adjusted and can accommodate changing stock requirements and is versatile and a favourite for domestic use.



Whilst Longspan is geared towards Retail, Wholesale and e-fulfilment requirements as it is robust, quickly re-configured and able to carry greater weight due to the span of the bay

STOCKRUX GARMENT HANGING

Simple beam and upright storage system makes it ideal for retail, stockrooms, laundry operations and workplace clothing storage

- Choice of double sided or single sided wall perimeter rails
- Rails easily adjusted to accommodate changing stock requirements
- Optional shelf available for double sided bays to provide further flexibility



FROM ONLY
£53.31

SINGLE SIDED PERIMETER BAY

Contains uprights, rails, footplates, end caps and fixing brackets.

Code	Height	Width	Depth	Levels	Each
SX095--	1980mm	1000mm	300mm	2	£53.31
SX096--	1980mm	1200mm	300mm	2	£55.91
SX097--	1980mm	1500mm	300mm	2	£60.79
SX098--	2400mm	1000mm	300mm	2	£54.81
SX099--	2400mm	1200mm	300mm	2	£57.41
SX100--	2400mm	1500mm	300mm	2	£62.27
SX150--	3000mm	1000mm	300mm	3	£71.85
SX151--	3000mm	1200mm	300mm	3	£75.32
SX152--	3000mm	1500mm	300mm	3	£81.83

GB RD GU GX

To specify upright colour insert GB, RD, GU or GX into the product code.



FROM ONLY
£84.68


DOUBLE SIDED BAY

Contains uprights, rails, footplates and end caps.

Code	Height	Width	Depth	Levels	Each
SX086--	1980mm	1000mm	600mm	3	£84.68
SX087--	1980mm	1200mm	600mm	3	£89.90
SX088--	1980mm	1500mm	600mm	3	£99.65
SX089--	2400mm	1000mm	600mm	3	£87.66
SX090--	2400mm	1200mm	600mm	3	£92.85
SX091--	2400mm	1500mm	600mm	3	£102.61
SX092--°	3000mm	1000mm	600mm	4	£114.48
SX093--°	3000mm	1200mm	600mm	4	£121.39
SX094--°	3000mm	1500mm	600mm	4	£134.39

GB RD GU GX

To specify upright colour insert GB, RD, GU or GX into the product code.



OPTIONAL SHELF

Code	Width	Depth	Description	Each
SX186GU	1000mm	600mm	Optional Shelf - chipboard shelf for double sided bays. Two beams and chipboard.	£24.44
SX187GU	1200mm	600mm	Optional Shelf - chipboard shelf for double sided bays. Two beams and chipboard.	£25.28
SX188GU	1500mm	600mm	Optional Shelf - chipboard shelf for double sided bays. Two beams and chipboard.	£30.73

LONGSPAN GARMENT HANGING

Modular, easily adjustable system, offering versatile storage for hanging garments. Ideal solution for retail, wholesale, distribution and e-fulfilment stock applications. The simple tap together design allows for easy dismantling, relocation or storage as stock requirements demand

- Beam positions can be quickly and efficiently adjusted on 50mm pitch to provide optimum garment storage combinations, adapting to suit your seasonal range change requirements
- Minimum 2 bay run required.
- Additional extension bays can be added to provide longer runs

Code	Height	Width	Depth	Description	Each
GHB24185022BR	2400mm	1800mm	500mm	Initial 1 off Starter Bay and 1 off Extension Bay	£377.51
GHB24185022EB	2400mm	1800mm	500mm	Extension Bay	£140.09
LTB1800GW		1800mm		Additional Beam	£12.91
ZD				Beam Locking Clips - TWO are required per beam	£0.09

Hanging Garment runs must be floor fixed

FROM ONLY
£140.09



MINIPAL SHELVING

Minipal is a cost-effective storage solution for warehouses and workshops. Available in a range of sizes, it offers great storage space and is ideal for use in a range of sectors and industries.

Best of all, we can offer extremely fast turnaround.

The sturdy beams are clad with a flush fitting chipboard shelf, and can hold up to 495kg uniformly distributed loads. They're also adjustable at 50mm incremental pitches, which offers your customers even greater storage flexibility.



POLYPAL MINIPAL GALVATITE WIDESPAN SHELVING SYSTEM

Easy to adjust galvatite shelving system. Beams simply locate into the front face of the upright and clad with a flush fitting 22mm chipboard shelf.

- Starter and extension bays in a range of sizes
- Bays come with 3 shelf levels, extra levels available
- Beams adjustable on 50mm incremental pitch

SAFETY

It is essential that shelving exceeding a height to depth ratio of 4:1 to the top loaded shelf is adequately secured to the floor.
Bay codes followed with an * indicate floor fixings supplied.



Frames are fixed down through bolt on footplates



22mm chipboard shelves fit flush to the top of the beam making loading snag free



Locking pins ensure beams cannot be accidentally dislodged

Height	Width	Depth	Shelf Load	Starter Bay		Extension Bay		Extra Level	
				Code	Price	Code	Price	Code	Price
1800mm	1800mm	450mm	495kg	MS181845	133.40	ME181845	105.94	MEL1845	27.46
1800mm	1800mm	600mm	495kg	MS181860	137.20	ME181860	107.84	MEL1860	29.36
1800mm	1800mm	900mm	215kg	MS181890	145.31	ME181890	111.90	MEL1890	33.41
1800mm	2100mm	450mm	428kg	MS182145	145.74	ME182145	118.29	MEL2145	30.80
1800mm	2100mm	600mm	428kg	MS182160	149.54	ME182160	120.19	MEL2160	32.52
1800mm	2100mm	900mm	250kg	MS182190	157.65	ME182190	124.24	MEL2190	36.34
1800mm	2400mm	450mm	377kg	MS182445	158.04	ME182445	130.59	MEL2445	35.65
1800mm	2400mm	600mm	377kg	MS182460	161.84	ME182460	132.49	MEL2460	37.82
1800mm	2400mm	900mm	286kg	MS182490	169.95	ME182490	136.54	MEL2490	42.54
2100mm	1800mm	450mm	495kg	MS211845*	140.09	ME211845*	109.29	MEL1845	27.46
2100mm	1800mm	600mm	495kg	MS211860	143.52	ME211860	111.00	MEL1860	29.36
2100mm	1800mm	900mm	215kg	MS211890	151.16	ME211890	114.82	MEL1890	33.41
2100mm	2100mm	450mm	428kg	MS212145*	152.44	ME212145*	121.63	MEL2145	30.80
2100mm	2100mm	600mm	428kg	MS212160	155.86	ME212160	123.35	MEL2160	32.52
2100mm	2100mm	900mm	250kg	MS212190	163.50	ME212190	127.16	MEL2190	36.34
2100mm	2400mm	450mm	377kg	MS212445*	164.74	ME212445*	133.93	MEL2445	35.65
2100mm	2400mm	600mm	377kg	MS212460	168.16	ME212460	135.65	MEL2460	37.82
2100mm	2400mm	900mm	286kg	MS212490	175.80	ME212490	139.46	MEL2490	42.54

INDUSTRIAL SHELVING

LINK 51 LONGSPAN SHELVING

Link 51 Longspan shelving comes in graphite grey uprights and grey beams. It is used to store bulky or long items of up to 780kg per shelf level.

Longspan has chipboard or galvanised steel panels with chipboard taking the greatest load. It is therefore the ideal system for storing boxes, clothes, loose items, and much more. By using starter and extension bays it is easy to create long runs in any warehouse environment



LINK 51 LONGSPAN SHELVING

Hand loaded, widespan heavy duty shelving system.

- Unrestricted shelf levels allow for easy access
- Easy to install and adjust
- Bays are 1800mm and 2100mm high, supplied with 3 shelf levels
- Graphite grey steel uprights with galvatite braces and light grey beams
- Contains 2 frames (1 in an extension bay), feet, 3 pairs of beams, locking clips, decking material and where applicable wire beam ties

LINK51

EASY ORDERING

Longspan Shelving Starter and Extension bays make ordering easy. To create a run just order a Starter Bay and the correct number of Extension Bays



Bolt free construction for simple, rapid assembly

SAFETY

It is essential that shelving exceeding a height to depth ratio of 4:1 to the top loaded shelf is adequately secured to the floor. Bay codes followed with an * indicate floor fixings supplied.

QUICK & EASY ASSEMBLY

Unpack and assemble the framework by simply tapping together with a mallet. Once the framework is complete, just drop the shelves into position.



NEED A DIFFERENT SIZE?

Sizes shown are only a small part of our range. Phone for more information

INDUSTRIAL SHELVING



LINK 51 LONGSPAN SHELVING BAYS WITH CHIPBOARD DECKS

25mm chipboard deck on beams.

Height	Width	Depth	Shelf Load	Starter Bay		Extension Bay		Extra Level	
				Code	Price	Code	Price	Code	Price
1800mm	1800mm	450mm	780kg	LS18418C	£256.69	LE18418C	£206.87	LL184C	£52.35
1800mm	1800mm	600mm	397kg	LS18618C	£273.91	LE18618C	£221.69	LL186C	£56.49
1800mm	1800mm	750mm	228kg	LS18718C	£298.52	LE18718C	£244.16	LL187C	£63.27
1800mm	1800mm	900mm*	345kg	LS18918C	£326.55	LE18918C	£270.16	LL189C	£71.26
1800mm	2100mm	450mm	590kg	LS21418C	£280.06	LE21418C	£230.24	LL214C	£60.14
1800mm	2100mm	600mm	463kg	LS21618C	£299.12	LE21618C	£246.90	LL216C	£64.89
1800mm	2100mm	750mm	266kg	LS21718C	£322.35	LE21718C	£267.99	LL217C	£71.21
1800mm	2100mm	900mm*	403kg	LS21918C	£352.13	LE21918C	£295.74	LL219C	£79.79
1800mm	2400mm	450mm	464kg	LS24418C	£303.36	LE24418C	£253.55	LL244C	£67.91
1800mm	2400mm	600mm	464kg	LS24618C	£324.35	LE24618C	£272.13	LL246C	£73.30
1800mm	2400mm	750mm	304kg	LS24718C	£350.16	LE24718C	£295.80	LL247C	£80.48
1800mm	2400mm	900mm*	460kg	LS24918C	£383.79	LE24918C	£327.40	LL249C	£90.34
2100mm	1800mm	450mm	780kg	LS18421C	£275.53	LE18421C	£216.29	LL184C	£52.35
2100mm	1800mm	600mm	397kg	LS18621C	£293.54	LE18621C	£231.50	LL186C	£56.49
2100mm	1800mm	750mm	228kg	LS18721C	£319.38	LE18721C	£254.59	LL187C	£63.27
2100mm	1800mm	900mm*	345kg	LS18921C	£348.23	LE18921C	£281.00	LL189C	£71.26
2100mm	2100mm	450mm	590kg	LS21421C*	£298.90	LE21421C*	£239.66	LL214C	£60.14
2100mm	2100mm	600mm	463kg	LS21621C	£318.74	LE21621C	£256.71	LL216C	£64.89
2100mm	2100mm	750mm	266kg	LS21721C	£343.21	LE21721C	£278.42	LL217C	£71.21
2100mm	2100mm	900mm*	403kg	LS21921C	£373.81	LE21921C	£306.58	LL219C	£79.79
2100mm	2400mm	450mm	464kg	LS24421C*	£322.21	LE24421C*	£262.97	LL244C	£67.91
2100mm	2400mm	600mm	464kg	LS24621C	£343.98	LE24621C	£281.94	LL246C	£73.30
2100mm	2400mm	750mm	304kg	LS24721C	£371.01	LE24721C	£306.23	LL247C	£80.48
2100mm	2400mm	900mm*	460kg	LS24921C	£405.47	LE24921C	£338.24	LL249C	£90.34


*25mm chipboard stands proud of the beam by 7mm). All other bays are supplied with 18mm chipboard.




LINK 51 LONGSPAN SHELVING BAYS WITH GALVANISED STEEL DECKS

Galvanised steel deck panels on beams.

Height	Width	Depth	Shelf Load	Starter Bay		Extension Bay		Extra Level	
				Code	Price	Code	Price	Code	Price
1800mm	1800mm	450mm	379kg	LS18418F	£346.66	LE18418F	£296.85	LL184F	£81.82
1800mm	1800mm	600mm	379kg	LS18618F	£352.41	LE18618F	£300.19	LL186F	£82.06
1800mm	1800mm	750mm	379kg	LS18718F	£376.70	LE18718F	£322.34	LL187F	£88.65
1800mm	1800mm	900mm	379kg	LS18918F	£399.92	LE18918F	£343.53	LL189F	£94.98
1800mm	2100mm	450mm	596kg	LS21418F	£436.11	LE21418F	£386.29	LL214F	£112.16
1800mm	2100mm	600mm	596kg	LS21618F	£441.34	LE21618F	£389.12	LL216F	£112.30
1800mm	2100mm	750mm	596kg	LS21718F	£468.74	LE21718F	£414.38	LL217F	£120.01
1800mm	2100mm	900mm	596kg	LS21918F	£495.15	LE21918F	£456.62	LL219F	£127.46
1800mm	2400mm	450mm	469kg	LS24418F	£485.11	LE24418F	£435.30	LL244F	£128.49
1800mm	2400mm	600mm	469kg	LS24618F	£490.07	LE24618F	£437.85	LL246F	£128.54
1800mm	2400mm	750mm	469kg	LS24718F	£520.80	LE24718F	£466.44	LL247F	£137.36
1800mm	2400mm	900mm	469kg	LS24918F	£550.59	LE24918F	£494.20	LL249F	£145.94
2100mm	1800mm	450mm	379kg	LS18421F	£365.51	LE18421F	£306.27	LL184F	£81.82
2100mm	1800mm	600mm	379kg	LS18621F	£372.04	LE18621F	£310.00	LL186F	£82.06
2100mm	1800mm	750mm	379kg	LS18721F	£397.55	LE18721F	£332.76	LL187F	£88.65
2100mm	1800mm	900mm	379kg	LS18921F	£421.60	LE18921F	£354.37	LL189F	£94.98
2100mm	2100mm	450mm	596kg	LS21421F	£454.95	LE21421F	£395.71	LL214F	£112.16
2100mm	2100mm	600mm	596kg	LS21621F	£460.96	LE21621F	£398.93	LL216F	£112.30
2100mm	2100mm	750mm	596kg	LS21721F	£489.60	LE21721F	£424.81	LL217F	£120.01
2100mm	2100mm	900mm	596kg	LS21921F	£516.83	LE21921F	£449.60	LL219F	£127.46
2100mm	2400mm	450mm	469kg	LS24421F	£503.96	LE24421F	£444.72	LL244F	£128.49
2100mm	2400mm	600mm	469kg	LS24621F	£509.69	LE24621F	£447.66	LL246F	£128.54
2100mm	2400mm	750mm	469kg	LS24721F	£541.66	LE24721F	£476.87	LL247F	£137.36
2100mm	2400mm	900mm	469kg	LS24921F	£572.26	LE24921F	£505.04	LL249F	£145.94



Bolt free construction for simple, rapid assembly



Steel decks add greater strength and rigidity

On the Move?

Make the movement of goods around the warehouse and workplace easy with our range of trolleys, trucks and dollies.



SEE PAGE 146

INDUSTRIAL SHELVING

APEX LONGSPAN SHELVING

A well known brand in the market place Apex Longspan comes in Orange and Light Grey with shelf load of up to 780kg.

When building any system you need to ascertain the weight load which is to be supported per bay and per shelf followed by the dimensions suitable for the space required and product being stored. All frames come fully assembled.

We advise that all frames should be bolted to the floor. It is possible to build up a run of racking with a starter and extension bays. Please refer to page 31 if you need to buy individual components.



Fast Delivery



Quick Assembly



APEX LONGSPAN SHELVING 200 SERIES

Longspan 200 is a chipboard stockroom shelving system. Easy boltless assembly makes it quick to build. Each bay comes with 3 fully adjustable shelves with step beams and 25mm chipboard shelves. Each shelf takes a minimum 200kg uniformly distributed load (UDL) and a bay can carry up to 1500kg.

- We recommend that Longspan chipboard shelving bays are assembled with a minimum of 2 joining bays, therefore a starter bay must be purchased with at least 1 extension bay
- We recommend that all frames are bolted to the floor (order BLTBFF1035ZP)
- Note: All loadings are calculated with a maximum height to the first beam level of 1000mm and two or more bays of shelving

APEX LONGSPAN SHELVING ACCESSORIES

Levelling plates ensure correct levelling on uneven floors with floor bolt offering secure fixing for structural integrity

LLP2UN	2mm levelling plate	£0.77
LLP3UN	3mm levelling plate	£0.94
BLTBFF1035ZP	Floor bolt	£0.69



FROM ONLY
£177.04



APEX LONGSPAN RACKING 200 SERIES BAY

Height	Width	Depth	Starter Bay		Extension Bay	
			Code	Price	Code	Price
1800mm	1200mm	450mm	CM18412S	£177.04	CM18412A	£135.62
1800mm	1200mm	600mm	CM18612S	£189.93	CM18612A	£147.50
1800mm	1200mm	900mm	CM18912S	£215.13	CM18912A	£170.38
1800mm	1500mm	450mm	CM18415S	£212.94	CM18415A	£171.52
1800mm	1500mm	600mm	CM18615S	£235.66	CM18615A	£193.23
1800mm	1500mm	900mm	CM18915S	£334.89	CM18915A	£290.14
1800mm	1800mm	450mm	CM18418S	£220.74	CM18418A	£179.36
1800mm	1800mm	600mm	CM18618S	£243.49	CM18618A	£201.06
1800mm	1800mm	900mm	CM18918S	£342.72	CM18918A	£297.97
2400mm	1200mm	450mm	CM24412S*	£216.76	CM24412A*	£145.74
2400mm	1200mm	600mm	CM24612S	£207.95	CM24612A	£156.51
2400mm	1200mm	900mm	CM24912S	£234.06	CM24912A	£179.85
2400mm	1500mm	450mm	CM24415S*	£232.82	CM24415A*	£181.58
2400mm	1500mm	600mm	CM24615S	£253.68	CM24615A	£202.24
2400mm	1500mm	900mm	CM24915S	£353.82	CM24915A	£299.60
2400mm	1800mm	450mm	CM24418S*	£240.65	CM24418A*	£189.41
2400mm	1800mm	600mm	CM24618S	£261.51	CM24618A	£210.07
2400mm	1800mm	900mm	CM24918S	£361.65	CM24918A	£307.44

2400 x 450mm bay includes floor fixings



FROM ONLY
£31.43

APEX LONGSPAN RACKING 200 SERIES EXTRA LEVEL

Shelf sets containing 2 galvanised beams and 25mm chipboard shelf. Simply drop the chipboard into the beams to create an extra sturdy shelf level.

Code	Width	Depth	Each
CS124	1200mm	450mm	£31.43
CS126	1200mm	600mm	£35.02
CS129	1200mm	900mm	£41.88
CS154	1500mm	450mm	£43.38
CS156	1500mm	600mm	£50.27
CS159	1500mm	900mm	£81.80
CS184	1800mm	450mm	£45.99
CS186	1800mm	600mm	£52.88
CS189	1800mm	900mm	£84.41

INDUSTRIAL SHELVING

APEX LONGSPAN SHELVING 500 SERIES

Medium duty warehouse shelving bay with 3 steel galvanised shelf levels with each level taking 500kg (UDL Level). The kits includes fully assembled bolted frame with grey powder coated posts, galvanised bracing and orange beams. The purchase of additional shelf levels means each bay can carry up to 3000kg.

- Bays come complete with 3 beam levels with galvanised steel panels
- We recommend that all frames are bolted to the floor (order VBLTBFF)
- All loadings are calculated with a maximum height to the first beam level of 1000mm and two or more bays of shelving



APEX LONGSPAN RACKING 500 SERIES BAY

SAFETY

It is essential that shelving exceeding a height to depth ratio of 4:1 to the top loaded shelf is adequately secured to the floor.
Bay codes followed with an * indicate floor fixings supplied.

FROM ONLY
£184.¹⁵

			Starter Bay		Extension Bay	
Height	Width	Depth	Code	Price	Code	Price
1800mm	1200mm	450mm	MD18412S	£184.15	MD18412A	£162.81
1800mm	1200mm	600mm	MD18612S	£210.20	MD18612A	£167.77
1800mm	1200mm	900mm	MD18912S	£255.70	MD18912A	£210.92
1800mm	1500mm	450mm	MD18415S	£225.54	MD18415A	£184.15
1800mm	1500mm	600mm	MD18615S	£232.53	MD18615A	£190.10
1800mm	1500mm	900mm	MD18915S	£288.31	MD18915A	£243.53
1800mm	1800mm	450mm	MD18418S	£253.35	MD18418A	£211.96
1800mm	1800mm	600mm	MD18618S	£274.24	MD18618A	£231.81
1800mm	1800mm	900mm	MD18918S	£327.05	MD18918A	£282.30
1800mm	2400mm	450mm	MD18424S	£304.27	MD18424A	£262.88
1800mm	2400mm	600mm	MD18624S	£331.43	MD18624A	£288.99
1800mm	2400mm	900mm	MD18924S	£400.30	MD18924A	£354.57
2400mm	1200mm	450mm	MD24412S*	£224.30	MD24412A*	£172.86
2400mm	1200mm	600mm	MD24612S	£228.22	MD24612A	£176.78
2400mm	1200mm	900mm	MD24912S	£274.63	MD24912A	£220.42
2400mm	1500mm	450mm	MD24415S*	£245.65	MD24415A*	£194.21
2400mm	1500mm	600mm	MD24615S	£250.54	MD24615A	£199.10
2400mm	1500mm	900mm	MD24915S	£307.24	MD24915A	£253.03
2400mm	1800mm	450mm	MD24418S*	£273.65	MD24418A*	£222.02
2400mm	1800mm	600mm	MD24618S	£292.26	MD24618A	£240.82
2400mm	1800mm	900mm	MD24918S	£345.98	MD24918A	£291.77
2400mm	2400mm	450mm	MD24424S*	£324.38	MD24424A*	£272.94
2400mm	2400mm	600mm	MD24624S	£349.44	MD24624A	£298.00
2400mm	2400mm	900mm	MD24924S	£418.58	MD24924A	£365.01

2400 x 450mm bay includes floor fixings



APEX LONGSPAN SHELVING 500 SERIES EXTRA LEVEL

Medium duty warehouse shelf for Longspan Series 500. Easy to assemble with beams simply locking into frames and steel decks fitting over the beams to create a smooth finish and providing a shelf load maximum of 500kg. Includes 2 orange beams and decks.

FROM ONLY
£40.⁵¹



Code	Width	Depth	Each
MS124	1200mm	450mm	£40.51
MS126	1200mm	600mm	£44.72
MS129	1200mm	900mm	£55.39
MS154	1500mm	450mm	£48.74
MS156	1500mm	600mm	£54.12
MS159	1500mm	900mm	£67.77
MS184	1800mm	450mm	£58.19
MS186	1800mm	600mm	£64.67
MS189	1800mm	900mm	£81.02
MS244	2400mm	450mm	£75.65
MS246	2400mm	600mm	£84.26
MS249	2400mm	900mm	£106.07

APEX LONGSPAN SHELVING ACCESSORIES

Levelling plates ensure correct levelling on uneven floors with floor bolt offering secure fixing for structural integrity

LLP2UN	2mm levelling plate	£0.77
LLP3UN	3mm levelling plate	£0.94
BLTBFF1035ZP	Floor bolt	£0.69

INDUSTRIAL SHELVING

APEX LONGSPAN SHELVING 750 SERIES

Heavy duty warehouse shelving bay with 3 steel galvanised shelf levels with each level taking 750kg (UDL Level). Bays have assembled bolted frames with grey powder coated posts, galvanised bracing and orange beams. The purchase of additional shelf levels means each bay can carry up to 4200kg*.

It is simple to create a shelving solution to meet your needs.

- Bays come complete with 3 beam levels with galvanised steel panels
- We recommend that all frames are bolted to the floor (order VBLTBFF)
- Note: All loadings are calculated with a maximum height to the first beam level of 1000mm and two or more bays of shelving



LOAD
750kg

FROM ONLY
£238⁰¹

APEX LONGSPAN RACKING 750 SERIES BAY

			Starter Bay		Extension Bay	
Height	Width	Depth	Code	Price	Code	Price
1800mm	1500mm	600mm	HD18615S	£238.01	HD18615A	£206.35
1800mm	1500mm	900mm	HD18915S	£293.56	HD18915A	£248.81
1800mm	1500mm	1200mm	HD181215S	£341.35	HD181215A	£292.78
1800mm	1800mm	600mm	HD18618S	£267.78	HD18618A	£225.35
1800mm	1800mm	900mm	HD18918S	£333.65	HD18918A	£288.86
1800mm	1800mm	1200mm	HD181218S	£389.33	HD181218A	£340.76
1800mm	2400mm	600mm	HD18624S	£324.96	HD18624A	£282.53
1800mm	2400mm	900mm	HD18924S	£411.26	HD18924A	£366.48
1800mm	2400mm	1200mm	HD181224S	£482.94	HD181224A	£434.37
2400mm	1500mm	600mm	HD24615S	£256.03	HD24615A	£204.59
2400mm	1500mm	900mm	HD24915S	£312.50	HD24915A	£258.28
2400mm	1500mm	1200mm	HD241215S	£362.17	HD241215A	£303.19
2400mm	1800mm	600mm	HD24618S	£285.80	HD24618A	£234.36
2400mm	1800mm	900mm	HD24918S	£352.58	HD24918A	£298.36
2400mm	1800mm	1200mm	HD241218S	£410.15	HD241218A	£351.17
2400mm	2400mm	600mm	HD24624S	£342.98	HD24624A	£291.54
2400mm	2400mm	900mm	HD24924S	£430.20	HD24924A	£375.98
2400mm	2400mm	1200mm	HD241224S	£503.77	HD241224A	£444.79
3000mm	1500mm	600mm	HD30615S	£276.53	HD30615A	£214.84
3000mm	1500mm	900mm	HD30915S	£331.56	HD30915A	£267.84
3000mm	1500mm	1200mm	HD301215S	£383.13	HD301215A	£313.67
3000mm	1800mm	600mm	HD30618S	£306.29	HD30618A	£244.60
3000mm	1800mm	900mm	HD30918S	£371.54	HD30918A	£307.83
3000mm	1800mm	1200mm	HD301218S	£424.65	HD301218A	£355.19
3000mm	2400mm	600mm	HD30624S	£363.48	HD30624A	£301.79
3000mm	2400mm	900mm	HD30924S	£449.16	HD30924A	£385.45
3000mm	2400mm	1200mm	HD301224S	£524.72	HD301224A	£455.26

2405 x 450mm bay includes floor fixings



LOAD
750kg

APEX LONGSPAN RACKING 750 SERIES EXTRA LEVEL

Heavy Duty Warehouse Series 750. Easy to assemble with beams simply locking into frames and steel decks fitting over the beams to create a smooth finish and providing a shelf load maximum of 750kg. Includes 2 orange beams and decks.

FROM ONLY
£52¹⁵

Code	Width	Depth	Each
HDS156	1500mm	600mm	£52.15
HDS159	1500mm	900mm	£68.02
HDS1512	1500mm	1200mm	£81.40
HDS186	1800mm	600mm	£62.29
HDS189	1800mm	900mm	£81.37
HDS1812	1800mm	1200mm	£97.40
HDS246	2400mm	600mm	£81.79
HDS249	2400mm	900mm	£107.26
HDS2412	2400mm	1200mm	£119.65



APEX LONGSPAN SHELVING ACCESSORIES

Levelling plates ensure correct levelling on uneven floors with floor bolt offering secure fixing for structural integrity

LLP2UN	2mm levelling plate	£0.77
LLP3UN	3mm levelling plate	£0.94
BLTBFF1035ZP	Floor bolt	£0.69

INDUSTRIAL SHELVING

DESIGN LONGSPAN SHELVING TO MEET YOUR EXACT STORAGE NEEDS.

Choose from a range of frame and beam sizes to create a run on shelving to suit your storage requirements. Complete the bays with a choice of either chipboard or galvanised steel shelving panels.

STEP 1. To start specifying create a single shelving bay with two frames and two or more beam levels.

STEP 2. To create a run of continuous shelving add additional shelves and frames as required.

STEP 3. Then order your choice of decking to match your chosen number of beam levels.



APEX LONGSPAN FRAMES

There is just one standard frame in different heights and depths. Simply order two for the first bay, then one for each extension bay.

- Light Grey finish

Height	450mm Deep		600mm Deep		750mm Deep		900mm Deep	
	Code	Price	Code	Price	Code	Price	Code	Price
1800mm	LSR18000450GR	£42.36	LSR18000600GR	£43.43	LSR18000750GR	£44.58	LSR18000900GR	£45.78
2400mm	LSR24000450GR*	£51.36	LSR24000600GR	£52.62	LSR24000750GR	£54.01	LSR24000900GR	£55.47
3000mm	LSR30000450GR*	£60.36	LSR30000600GR*	£61.82	LSR30000750GR	£63.45	LSR30000900GR	£65.17
3600mm	LSR36000450GR*	£73.65	LSR36000600GR*	£75.30	LSR36000750GR*	£77.17	LSR36000900GR	£79.16
4200mm	LSR42000450GR*	£82.49	LSR42000600GR*	£84.35	LSR42000750GR*	£86.44	LSR42000900GR*	£88.69
4800mm	LSR48000450GR*	£91.66	LSR48000600GR*	£93.71	LSR48000750GR*	£96.04	LSR48000900GR*	£98.56



NEED A DIFFERENT SIZE?

Sizes shown are only a small part of our range. Phone for more information

FROM ONLY
£42.36



SHELVING & RACKING



APEX LONGSPAN BEAMS

Beams simply lock into the uprights without bolts. If you are ordering a shelf set, choose either 1800, 2100 or 2400mm long beams.

- Painted Orange
- Sold individually

Width	5000kg Load		1000kg Load	
	Code	Price	Code	Price
1200mm	LU050S1200005OR	£11.49	N/A	-
1800mm	LU060S1800005OR	£15.26	LU085S1800005OR	£17.76
2100mm	LU060S2100005OR	£16.51	LU085S2100005OR	£19.36
2400mm	LU070S2400005OR	£19.36	LU100S2400005OR	£23.21
2700mm	LU085S2700005OR	£22.59	LU100S2700005OR	£24.84



FROM ONLY
£11.49

SAFETY

It is essential that shelving exceeding a height to depth ratio of 4:1 to the top loaded shelf is adequately secured to the floor. Bay codes followed with an * indicate floor fixings supplied.

APEX LONGSPAN SHELVING ACCESSORIES


Levelling plates ensure correct levelling on uneven floors with floor bolt offering secure fixing for structural integrity

LLP2UN	2mm levelling plate	£0.77
LLP3UN	3mm levelling plate	£0.94
BLTBFF1035ZP	Floor bolt	£0.69

APEX LONGSPAN GALVANISED STEEL PANELS

Galvanised steel panels which sit between beams.

Code	Width	Depth	Each
AN3000450HGV	300mm	450mm	£4.61
AN3000600HGV	300mm	600mm	£5.69
AN3000750HGV	300mm	750mm	£7.06
AN3000900HGV	300mm	900mm	£8.42



FROM ONLY
£4.61



APEX LONGSPAN SHELVING SETS - STEEL

Complete deck of galvanised steel panels to suit various bay widths and depths.

Width	Load	450mm Deep		600mm Deep		900mm Deep	
		Code	Price	Code	Price	Code	Price
1800mm	500kg	LU05018000450D	£56.13	LU05018000600D	£62.59	LU05018000900D	£78.95
1800mm	1000kg	LU07018000450D	£60.45	LU07018000600D	£66.91	LU07018000900D	£83.27
2100mm	500kg	LU06021000450D	£65.36	LU06021000600D	£72.90	LU06021000900D	£91.98
2100mm	1000kg	LU08521000450D	£71.06	LU08521000600D	£78.60	LU08521000900D	£97.68
2400mm	500kg	LU06024000450D	£72.91	LU06024000600D	£81.52	LU06024000900D	£103.33
2400mm	1000kg	LU08524000450D	£79.31	LU08524000600D	£87.92	LU08524000900D	£109.72




FROM ONLY
£56.13



APEX LONGSPAN SHELVING SETS - CHIPBOARD

Chipboard deck which fits suit various bay widths and depths.

Width	Load	450mm Deep		600mm Deep		900mm Deep	
		Code	Price	Code	Price	Code	Price
1800mm	574kg	LS18000450C	£38.31	LS18000600C	£45.15	LS18000900C	£53.77
2100mm	496kg	LS21000450C	£51.67	LS21000600C	£53.74	LS21000900C	£76.44
2400mm	440kg	LS24000450C	£53.25	LS24000600C	£65.13	LS24000900C	£75.55



FROM ONLY
£38.31

Large Linbins



Ideal for stacking on Longspan shelving. Wide choice of colours available for easy identification.

SEE PAGE 101

PALLET RACKING

PALLET RACKING

Still the most popular and widely used storage system for palletised product. Used in virtually every industry it can be easily configured and adapted to most warehouse locations. When used in conjunction with accessories it can be tailored to suit many different products and applications.

Link 51 and Apex Pallet Racking is manufactured in the UK. Buy in either component form or for those looking for a pallet racking system we have put together total kits suitable for holding 16, 18 and 24 pallets with dimensions of (H)1000mm x (W)1200mm x (D)1000mm. A wide number of UK manufactured accessories are available to ensure safety and protection for both racking and walkways.



APEX PALLET RACKING BAYS

Easy to assemble frames designed for strength and durability. Beams lock into uprights increasing overall strength and rigidity as weight is added.

- Light grey uprights, galvanised bracing and orange beams
- Each Bay will accept a maximum load of 8000kg UDL. First beam level must be a maximum of 1650mm from the floor
- Additional heights and capacities available on request



Starter Kit - comprises a starter and extension bay
Example bay shown APR451127S



Extension Bay
Example bay shown APR451127X



SAFETY

It is essential that pallet racking is adequately secured to the floor. Bay codes followed with an * indicate floor fixings supplied. Additional floor fixings can be purchased.

APEX PALLET RACKING BAYS

Apex Pallet Racking Starter Kits comprise a starter and extension bay.

- Pallets stored allows for use of ground floor

Height	Width	Depth	Beam Levels	Pallets Stored	Starter Kit		Pallets Stored	Extension Kit	
					Code	Price		Code	Price
3000mm	2700mm	900mm	2	12	APR309027S*	£545.64	6	APR309027X*	£228.32
3000mm	2300mm	1100mm	2	12	APR301123S*	£513.69	6	APR301123X*	£210.66
3000mm	2700mm	1100mm	2	12	APR301127S*	£555.73	6	APR301127X*	£231.68
4500mm	2700mm	900mm	3	16	APR459027S*	£810.68	8	APR459027X*	£339.88
4500mm	2300mm	1100mm	3	16	APR451123S*	£762.41	8	APR451123X*	£313.28
4500mm	2700mm	1100mm	3	16	APR451127S*	£823.16	8	APR451127X*	£344.81
6000mm	2700mm	900mm	4	20	APR609027S*	£1,076.50	10	APR609027X*	£467.11
6000mm	2300mm	1100mm	4	20	APR601123S*	£1,010.34	10	APR601123X*	£431.04
6000mm	2700mm	1100mm	4	20	APR601127S*	£1,094.42	10	APR601127X*	£473.08

All frames provided in knock down form - require assembly on site

APEX PALLET RACKING EXTRA BEAMS

Hard wearing powder coated Orange finish. Sold individually.

Code	Width	Beam Load	Each
PC090S27000730R	2700mm	2000kg	£34.83
PC100S27000730R	2700mm	2500kg	£36.23
PC150S33000730R	3300mm	3000kg	£60.38

FROM ONLY
£34.83



NEED A
DIFFERENT
SIZE?

Sizes shown are only a small part of our range. Phone for more information

PALLET RACKING



BEAM LOAD
1000-2000kg

FROM ONLY
£13.42

APEX PALLET RACKING BEAMS

Hard wearing powder coated Orange finish.
Sold individually.

Code	Width	Beam Load	Each
PU050S13500730R	1350mm	1000kg	£13.42
PU060S13500730R	1350mm	1250kg	£14.30
PU110H27000730R	2700mm	2000kg	£33.10




FROM ONLY
£17.63

APEX PALLET SUPPORT BAR

For use between beams to provide extra support to undersized, damaged or heavy pallets. Galvanised.

Code	Description	Each
PP50900GR	To suit 900mm deep frame	£17.63
PP51100GR	To suit 1100mm deep frame	£18.73



FROM ONLY
£0.42

APEX PALLET RACKING PLASTIC BEAM LOCK

Stops accidental dislodgement of beams.

- Red/Blue plastic

PBL	£0.42
-----	-------




FROM ONLY
£31.86

APEX UPRIGHT PROTECTOR KITS

Protects bottom of pallet racking uprights from accidental damage

- Supplied with 4 floor fixings

Code	Height	Colour	Each
PGKS300GR	300mm	Grey	£31.86
PGKS300OR	300mm	Orange	£32.58
PGKS450GR	450mm	Grey	£38.91
PGKS450OR	450mm	Orange	£39.79



APEX CORNER PROTECTOR KITS

Protects bottom of pallet racking uprights from accidental damage

- Supplied with 4 floor fixings

Code	Height	Colour	Each
PGKC300OR	300mm	Orange	£31.09
PGKC450OR	450mm	Orange	£37.97



FROM ONLY
£145.22

APEX TUBULAR RACK END BARRIER

Tubular barrier to protect end frames from accidental fork lift damage.

- 500mm high, finish in orange

Code	Description	Each
PTB209000500OR	To suit 900mm deep frame	£145.22
PTB211000500OR	To suit 1100mm deep frame	£148.29

APEX LEVELLING PLATE

Helps level bays on uneven floors

Code	Description	Each
PLP2UN	2mm thick	£1.12
PLP3UN	3mm thick	£1.41

APEX ROW SPACER

Ensures back to back racking is correctly spaced. Galvanised.

Code	Length	Each
PRS0200GV	200mm	£2.96
PRS0300GV	300mm	£3.24

APEX FLOOR FIXING BOLT

Expanding bolt for fixing down pallet racking through footplates.

BLTBFF1240ZP	£0.71
--------------	-------

Need Industrial Containers?

Choose from our range of tote boxes which are highly effective as standalone storage containers or part of a larger stock transit requirement. Offering labelling, stacking when in use, nesting when empty and tamper proof seal points for security.



SEE PAGE 118

PALLET RACKING

LINK 51 PALLET RACKING

Easily installed, cost effective and versatile adjustable beam racking allows 100% direct access to each pallet stored. Adjustable beams can be re-configured to accommodate changes in the type of goods stored.

- Frames are pierced on a 75mm pitch to allow for positioning of beams
- Beam loads are 2000kg per pair uniformly distributed load
- Graphite grey uprights, galvanised bracing and orange beams

LINK51



BEAM LOAD
2000kg

LINK 51 PALLET RACKING BAYS

Height	Width	Depth	Levels	Starter Kit		Extension Bay	
				Code	Price	Code	Price
3000mm	2250mm	900mm	2	PS22930	£384.58	PE22930	£274.22
3000mm	2250mm	1100mm	2	PS221130	£391.82	PE221130	£277.83
3000mm	2700mm	900mm	2	PS27930	£443.42	PE27930	£333.05
3000mm	2700mm	1100mm	2	PS271130	£450.65	PE271130	£336.67
4800mm	2250mm	900mm	3	PS22948	£566.02	PE22948	£404.89
4800mm	2250mm	1100mm	3	PS221148	£576.14	PE221148	£409.94
4800mm	2700mm	900mm	3	PS27948	£654.27	PE27948	£493.14
4800mm	2700mm	1100mm	3	PS271148	£664.39	PE271148	£498.19
6000mm	2250mm	900mm	4	PS22960	£713.71	PE22960	£518.68
6000mm	2250mm	1100mm	4	PS221160	£725.75	PE221160	£524.70
6000mm	2700mm	900mm	4	PS27960	£831.38	PE27960	£636.35
6000mm	2700mm	1100mm	4	PS271160	£843.42	PE271160	£642.37

Frames provided in knock down form - require assembly on site

SAFETY

It is essential that pallet racking is adequately secured to the floor. Bay codes followed with an ° indicate floor fixings supplied. Additional floor fixings can be purchased.

**NEED A
DIFFERENT
SIZE?**

Sizes shown are only a small part of our range. Phone for more information



FROM ONLY
£112.44



BEAM LOAD
2000kg

LINK 51 PALLET RACKING EXTRA BEAMS

Pair of beams with locking clips, powder coated orange. 2000kg UDL per pair.

Code	Width	Depth	Each
PL229	2250mm	900mm	£79.90
PL279	2700mm	900mm	£109.31
PL2211	2250mm	1100mm	£79.90
PL2711	2700mm	1100mm	£109.31



FROM ONLY
£84.02

LINK 51 GALVANISED STEEL DECKING

Galvanised steel decking, spans pallet beams to provide a smooth deck. 2000kg UDL per level.

Code	Width	Depth	Each
PSL2290	2250mm	900mm	£155.79
PSL2790	2700mm	900mm	£134.43
PSL2211	2250mm	1100mm	£195.25
PSL2711	2700mm	1100mm	£129.10



FROM ONLY
£39.72

LINK 51 COIL CRADLES

Spans beams to provide location and support for coiled materials. Cradle carries 707kg UDL.

Code	Description	Each
CC0900GU	To suit 900mm deep frame	£63.55
CC1100GU	To suit 1100mm deep frame	£74.34



FROM ONLY
£12.67

LINK 51 FORK SPACERS

Used in pairs across beams, to provide 105mm high fork entry space. 2000kg UDL per pair.

• Sold singularly

Code	Description	Each
FS0900MOR	To suit 900mm deep frame	£20.27
FS1100MOR	To suit 1100mm deep frame	£24.21

LINK 51 RACK PROTECTION

Rack protection products help you to prevent and limit the damage done to racking from forklift truck collisions and other hazards in warehouse or factory operations, saving you the time consuming and costly task of repair or replacement to your storage system and improving the health and safety of your staff.

The rack protection systems you require will depend on the type of racking or storage system you have installed, the equipment used with it, and the potential for collisions or accidents to occur.



U type

FROM ONLY
£85.36

LINK 51 RACK END PROTECTION KITS

Modular barrier system for protection against forklift truck damage

- Kits contain two protectors, a sigma rail and all fixings

Code	Type	Width	Each
SSSLRPK930OR	L type	930mm	£136.58
SSSLRPK1130OR	L type	1130mm	£138.89
SSSLRPK2030OR	L type	2030mm	£149.34
SSSLRPK2430OR	L type	2430mm	£153.40
SSSURPK930OR	U type	930mm	£134.79
SSSURPK1130OR	U type	1130mm	£137.10
SSSURPK2030OR	U type	2030mm	£147.55
SSSURPK2430OR	U type	2430mm	£152.18



L type



LINK51

FROM ONLY
£83.67

LINK 51 SINGLE BARRIER RAIL KITS

Sigma rail barrier system for walkways, 400mm high single rail barrier

- Rail is 165 x 40mm and manufactured from 4mm steel
- Uprights are manufactured from 90 x 50 x 3.6mm hollow steel section, powder coated orange
- Baseplates are 200 x 200mm with 3 pre-drilled holes

		Starter Barrier		Extension Barrier	
Height	Width	Code	Price	Code	Price
400mm	930mm	SSSBRHZD930SOR	£133.87	SSSBRHZD930EOR	£127.54
400mm	1130mm	SSSBRHZD1130SOR	£136.19	SSSBRHZD1130EOR	£78.64
400mm	2030mm	SSSBRHZD2030SOR	£146.63	SSSBRHZD2030EOR	£89.09
400mm	2430mm	SSSBRHZD2430SOR	£151.27	SSSBRHZD2430EOR	£93.72

LINK 51 DOUBLE BARRIER RAIL KITS

Sigma rail barrier system for walkways, 800mm high double rail barrier

- Rail is 165 x 40mm and manufactured from 4mm steel
- Uprights are manufactured from 90 x 50 x 3.6mm hollow steel section, powder coated orange
- Baseplates are 200 x 200mm with 3 pre-drilled holes

		Starter Barrier		Extension Barrier	
Height	Width	Code	Price	Code	Price
800mm	930mm	SSSBRHZD930SOR	£217.58	SSSBRHZD930EOR	£127.54
800mm	1130mm	SSSBRHZD1130SOR	£222.21	SSSBRHZD1130EOR	£132.17
800mm	2030mm	SSSBRHZD2030SOR	£243.10	SSSBRHZD2030EOR	£153.06
800mm	2430mm	SSSBRHZD2430SOR	£252.37	SSSBRHZD2430EOR	£142.91

LINK 51 UPRIGHT PROTECTORS

Protects bottom of pallet racking uprights from accidental damage

- 4 fixings per protector required (sold individually)

Code	Description	Each
UP400OR	U Type Protector	£42.19
UPRA400OR	L Type Protector	£43.08
FAS1515	Fixings for upright protectors	£3.34



FROM ONLY
£15.51

LINK 51 UPRIGHT PROTECTOR CHANNEL KIT

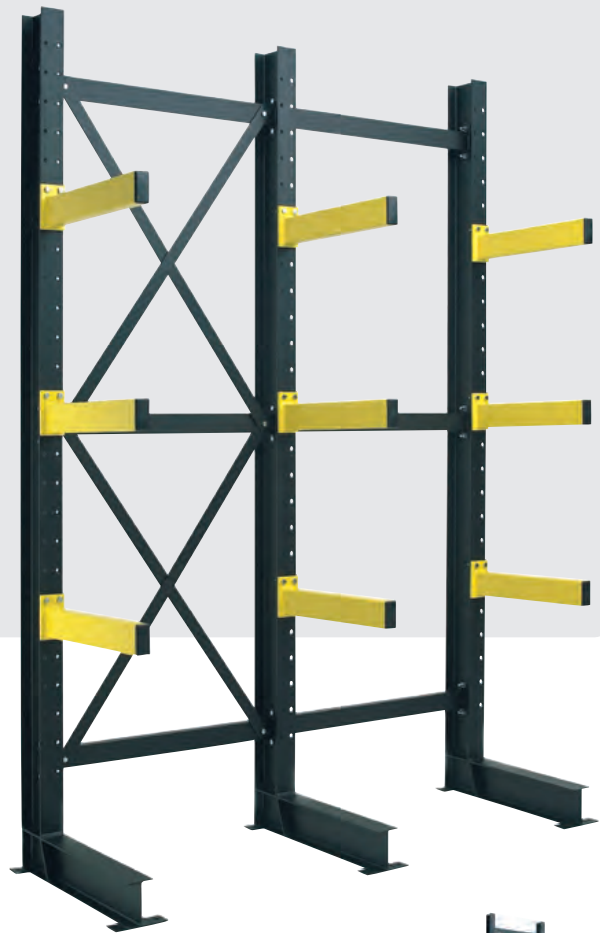

Designed to protect the lower section of uprights against accidental forklift truck collision damage. Steel with foam inserts the Column Protector is secured to the upright.

Code	Height	Each
UPC0425OR	425mm	£24.82
UPC0650OR	650mm	£30.66
UPC0950OR	950mm	£39.53

CANTILEVER RACKING

CANTILEVER RACKING

Cantilever Racking is a type of warehouse storage system consisting of the vertical column, the base, the arms, and the horizontal and/or cross bracing. Suitable for long and heavy products and often used in timber yards, woodworking shops, and plumbing supply warehouses. They are fully adjustable and support single or double sided racking.



SINGLE SIDED CANTILEVER RACKING KITS

Manufactured in the UK, the kits offer a cost effective and safe solution for storing long and heavy products with the opening-fronted system allowing for the storage of infinite and varying length items. The racking is available in light, medium and heavy duty.

- Single or double sided racking
- Adjustable arm heights - standard adjustment pitch 150mm
- Comes with black uprights and yellow arms as standard

Height	Width	Load	Arm Length	Arm Load	Starter Bay		Extension Bay	
					Code	Each	Code	Each
2700mm	1000mm	2000kg	600mm	250kg	VCLSS1	£634.99	VCLSE1	£379.99
4500mm	1200mm	4000kg	900mm	500kgs	VCMS1	£859.99	VCME1	£513.49
6000mm	1500mm	8000kg	1200mm	1000kg	VCHS1	£1,195.99	VCHSE1	£710.99



Starter Bay

DOUBLE SIDED CANTILEVER RACKING KITS

Manufactured in the UK, the kits offer a cost effective and safe solution for storing long and heavy products with the opening-fronted system allowing for the storage of infinite and varying length items. The racking is available in light, medium and heavy duty.

- Single or double sided racking
- Adjustable arm heights - standard adjustment pitch 150mm
- Comes with black uprights and yellow arms as standard

Height	Width	Load	Arm Length	Arm Load	Starter Bay		Extension Bay	
					Code	Each	Code	Each
2700mm	1000mm	4000kg	600mm	250kg	VCLDS1	£702.99	VCLDE1	£419.99
4500mm	1200mm	8000kg	900mm	500kgs	VCMD1	£947.99	VCME1	£565.49
6000mm	1500mm	16000kg	1200mm	1000kg	VCHD1	£1,351.99	VCHDE1	£799.99



Extension Bay

CANTILEVER RACKING ARMS

Additional arms for use with starter and extension bays.

- Can be supplied drilled to accept Retaining Pins.
- Please advise at time of order
- Adjustable on 150mm pitch



Code	Length	Arm Capacity	Each
VCLA2	600mm	250kg	18.00
VCMA2	900mm	500kg	24.00
VCHA2	1200mm	1000kg	34.67

CANTILEVER RACKING RETAINING PINS

Retaining Pins hold bulky items on to the arms, ensuring safer storage of products. Pins are available as Light or Heavy duty. Please purchase the right type of pins for your requirements.

- NOTE - Arms need to be drilled to accept Retaining Pins. When ordering Arms please advise if you require them to be drilled.
- Please be aware there is a minimum order of 10 pins
- Black finish

Code	Type	Each
VCLP10	Light Duty	£9.33
VCHP10	Heavy Duty	£12.00



STORAGE RACKS

Keep your workplace organised and efficient with these bar cradles, sheet and board Racks.

- Vertical storage racks and stacking bar cradles offer easy storing of materials such as bar, tube, angles and flats
- Cradles can be stacked up to 5 units high and carry 1000kg
- Multi-purpose and plate racks are used to store plywood, chipboard, timber, steel or just about any other sheet format material on their edge.
- These versatile storage racks are ideal for either in trade or retail outlets or in warehouses where board or sheet material is stored.



FROM ONLY
£99.79



LOAD
1000kg

STACKING BAR CRADLES

For storing varying lengths of bar, tube, flats and angles.

- 127mm pallet feet
- Blue epoxy finish

Code	Height	Width	Depth	Weight	Each
VBCR1	470mm	790mm	385mm	21kg	£99.79
VBCR2	625mm	790mm	385mm	24kg	£105.39
VBCR3	470mm	1095mm	385mm	25kg	£107.28
VBCR4	625mm	1095mm	385mm	28kg	£113.46



FROM ONLY
£306.52



MULTIPURPOSE RACKS

Keep stock clean, tidy and safe during manufacturing or storage process.

- Distance between uprights: 305mm. Height from base to central support beam: 575mm
- Pre-drilled holes to allow for floor bolting (bolts not supplied)
- Blue epoxy finish

Code	Height	Width	Depth	Weight	Each
VFHSR	1220mm	1080mm	1015mm	53kg	£306.52



FROM ONLY
£286.36



VERTICAL STORAGE RACKS

Fully welded steel construction with steel base.

- 600 x 250mm storage bays
- Pre-drilled for floor fixing
- Blue epoxy finish

Code	Height	Width	Depth	Weight	Each
VVSR4	1500mm	1200mm	600mm	84kg	£286.36
VVSR6	1500mm	1800mm	600mm	108kg	£355.93
VVSR8	1500mm	2400mm	600mm	135kg	£429.72



FROM ONLY
£279.40



MULTI-HEIGHT PLATE RACK

Keep stock clean, tidy and safe during manufacturing or storage process.

- Distance between uprights: 305mm. Height from base to central support beam: 575mm
- Pre-drilled holes to allow for floor bolting (bolts not supplied)
- Blue epoxy finish

Code	Height	Width	Depth	Weight	Each
VVHSR1	1000mm	1400mm	800mm	75kg	£279.40

SHELVING & RACKING

SHELVING SOLUTIONS



Cross aisles help cut down journey times in picking operations helping to increase efficiency and improve fire escape routes.

Understanding our client's storage requirements is vital in offering value for money and the most practical and beneficial products possible. Whether the need is for high density storage of industrial items, maximising retail stockroom capacity, designing usable library schemes or managing records storage in an office – we can help you achieve a cost efficient and practical storage solution.

Determining the shelving you need starts by fully understanding your stock profile, this is essential in ensuring the storage solution is designed to suit the size of the stored items. Often there are large areas of wasted space where existing racking or shelving has been supplied to suit the largest item stored, even though the majority of items may actually be smaller than this. Having bays of different shelf depths to match the stock dimensions should be considered to maximise available space.

Specifying the correct shelf size is important, ensuring the whole width and depth of the shelf is used to the maximum. Different bay widths can be specified ensuring multiples of different sizes items can be stored within the run. For example by measuring the stock size it is easy to choose the correct size of shelf to suit multiples of the stock; e.g. women's shoe boxes are typically around 200mm wide and 6 boxes would sit perfectly on a 1220mm wide shelf but men's shoe boxes are 255mm so a 1100mm wide shelf is more applicable.

Providing maximum storage capacity is not the only criteria to be considered. How users access the shelving needs to be considered, there is no point having the capacity if you can't easily use it. Narrow aisle widths will restrict the numbers of users who can work at the same times, also sufficient working space should be allowed for equipment to be used, such as pallet trucks and stepladders, valuable space can be utilised.

Once you understand your bay profiles you can start to plan how to use them within the space available. You will need to take into account the position of doorways, windows, fire exits etc. along with ensuring adequate lighting along aisles. In long runs of shelving, cross aisles should be allowed for to allow users to quickly move between runs without having to walk to the end of aisles.

Using all of the available height is a simple way to add significantly more usable storage area, easily and economically, within the same footprint area. This may be restricted by the weight of the items being stored and the implications of manual handling regulations but by using manual and mechanical access equipment this valuable space can be utilised.

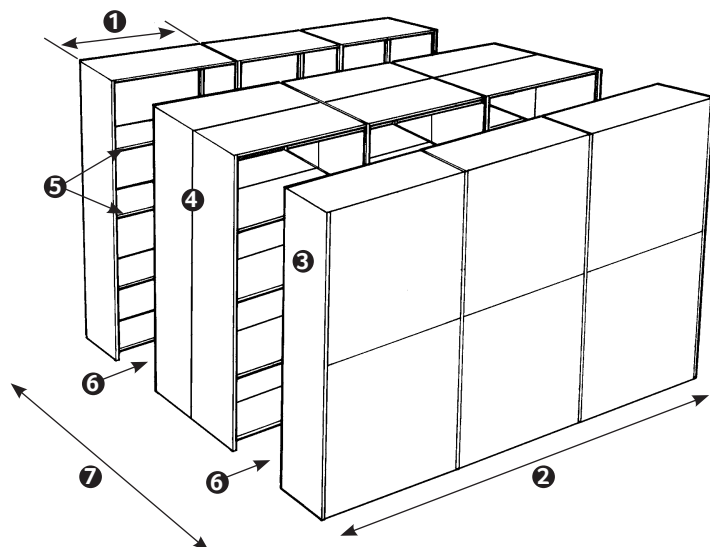
We have a wealth of experience and knowledge in storage design and are conversant with the relevant Health & Safety and industry standards. You can be assured that our solution to your storage requirements, no matter how large or small, will always receive an unbiased view of how to provide you with a system that serves your organisation in a financially and environmentally responsible manner well into the future.



Mechanical access equipment allows for higher shelving to be considered, utilising the full building height.

USEFUL SHELVING TERMINOLOGY

1. BAY - Module between a pair of frames.
2. RUN - A series of shelving bays connected length-ways.
3. SINGLE SIDED RUN - A Single depth of shelving.
4. DOUBLE SIDED RUN - Two runs built back to back, not necessarily of the same depth, but sharing a common 'spine'.
5. LEVELS - The number of storage levels in the shelving height.
6. AISLE - Space giving access to the picking or loading faces of shelving.
7. GANGWAY - Space for movement of transport but not giving access to picking or loading faces.



SHELVING SOLUTIONS



The anti-bacterial coating added to the paint finish on some of the shelving ranges makes it ideal for healthcare facilities

Our range of shelving systems can deal with practically any manually loaded storage requirement you could think of. From offices, commercial environments, schools, libraries and medical centres, to stockrooms and shop floors – our shelving systems are varied and versatile enough to be used in a vast range of workplaces.

Our static shelving systems come in various shapes, sizes and styles, but one thing that remains consistent throughout is the market leading quality of each product, which is a result of our UK based manufacturing expertise.

From simple tap together shelving to fully adjustable bays we can help you design and install a efficient storage solution to meet your exact needs.



Wire shelving was mounted onto mobile shelving chassis to help create a high density Sterile Store.



Museums and archives use Longspan shelving to store large but delicate reserve exhibits.



Stockrax hanging garment offers cost effective solutions to rear of store retail stock rooms.



A wide range of accessories can be incorporated into shelving bays to accommodate various media formats.



Adding end panels to shelving runs creates a more aesthetically pleasing working environment.



Slim shelving uprights help save wasted space on long runs and stop files getting damaged from snagging on frames.

SHELVING & RACKING

HEAVY DUTY SHELVING SOLUTIONS

Space-efficient and organised storage of components and supplies is essential for the efficiency of manufacturing, engineering, maintenance and service operations.

Our range of heavy duty shelving and parts storage equipment organises and protects items of all kinds and brings with it accuracy in selection, stock control and inventory management.

From a few bays of shelving to a multi tier structure our experience in designing effective and efficient storage solutions to store everything from small to large and bulky items.

Wherever the storage location, in warehouse, parts store, assembly area or production line, and whatever the industry, the requirements remain the same, easy location and access to goods, efficient stock control and safe and secure location.



Stockrax hanging garment offers cost effective solutions to rear of store retail stock rooms.



Wide aisle pallet racking has a minimum aisle width of 2.5metres allowing for standard reach trucks to be used.



Stockrax shelving offers a quick and simple heavy duty shelving solution.



Extra space can be created by adding a mezzanine floor into the storage design, delivering extra floor space.



By utilising the wide range of accessories available across our shelving ranges we can ensure every part is stored correctly.



For large and bulky storage requirements, Longspan shelving with its wide range of sizes and capacities, is the answer.

MOBILE SHELVING SOLUTIONS

Effective storage systems are designed to provide efficient storage and retrieval. That's why every mobile shelving system will give excellent accessibility, whilst maximising the use of floor space for storage.

Mobile shelving is effective in saving space, by eliminating the need for several access aisles. Because the shelving moves along floor tracks, the space for only one aisle is needed. When an item is required the particular shelving bay is identified and an adjacent aisle is created by moving the mobile shelving units apart. Mobile shelving is opened and closed by pull handles or hand operated mechanical systems.

Roll-a-side mobile shelving is useful in small offices or awkwardly shaped areas, such as corridors or alcoves. Shelving is mounted on low profile mobile bases and tracks and are simply rolled aside to reach the units behind.



Mobile shelving increases the filing capacity to 192 linear metres. When a document is required the particular shelving bay is identified and an adjacent aisle created by moving the mobile shelving units apart.

Alternatively Mobile shelving can reduce the space required for storage. Up to 50% of the floor space can be released for other uses when compared with filing cabinets and 38% more with static shelving.



Mobile racking is particularly effective in offices, archives, libraries or retail stock settings, as they represent a lower cost alternative to increasing floor space.



If you've got lots of items to store, be it bulk storage, large archives or stock, heavy duty mobile shelving system can handle all that and more. This versatile system makes the maximum use of the biggest spaces, allowing you to store more than you ever thought possible.



End panels of the mobile carriages can be tailored to suit the aesthetics of your installation. Limited only by imagination, these optional end panels can be created to complement the decor of the surrounding environment.

SHELVING & RACKING

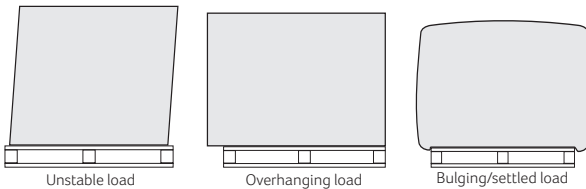
PALLET RACKING DESIGN

We can offer bespoke design, installation and project management of any racking project.

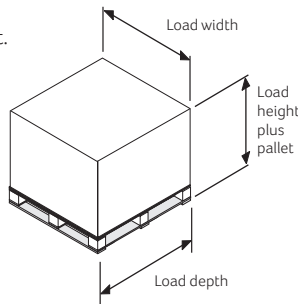
The need to invest in pallet racking is often a straightforward requirement. However, different types of pallet racking can have vastly different outcomes in terms of efficiency and cost be it for standard conventional racking, drive in pallet live, push back or very narrow aisle.

1. Some general considerations

- Make sure the pallets are suitable for use in pallet racking. The weight on the pallet is evenly spread over the full area on the pallet.
- Confirm the size of the load you are storing considering any overhang.



- Understand the depth, width and height of the load including the pallet.



2. Simple calculations for pallet storage

FRAMES

- The frame height
- Allow 300mm at each storage level for clearance to place and remove the load and the height of beam.
- The frame height = (load height + 300mm) x number of levels stored on beams + 600mm.
- Remember to consider any lighting or sprinklers at roof level that may require additional clearance.
- The frame depth.
- Depth of the pallet minus 100mm. This will ensure that the corner blocks of the pallet will be supported on the beams.

Increasing the vertical spacing of the beams will reduce the maximum weight that a frame can safely support.

BEAMS

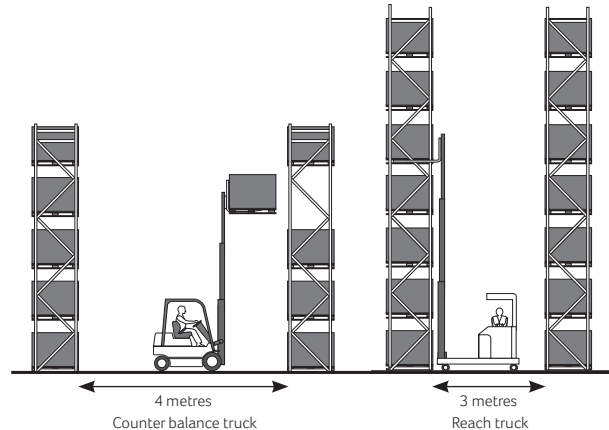
- The beam length.
- Assuming 2 loads per beam = $2 \times \text{load width} + 300\text{mm}$.
- Loads on beams to be uniformly distributed – do not exceed the beam capacity.

AISLES

- The aisle width depends on the mechanical handling equipment being used and the size of the load. The supplier of the equipment will provide recommended widths.

TYPICAL AISLE WIDTHS

- Counter balance fork lift trucks lifting to about 5m, aisle width 4m.
- Reach trucks or stackers lifting to about 8m, aisle width 3m.



No matter how carefully you use your storage scheme, damage will occur from time to time, which can result in serious consequences, including injury to staff, if left undetected. We have a skilled team of safety engineers who are on hand to provide SEMA approved pallet racking inspections to determine the safety and structural integrity of your pallet racking systems.

As pallet racking suppliers with SEMA Approved Racking Inspectors (SARI), we are perfectly positioned to report on the status of your installation, regardless of the original supplier.

We provide you with a full report detailing any damage and grade it using a simple red, amber, green system to signify severity. We will also offer a quotation for repairing any outstanding damage and outline ways to avoid similar issues occurring in the future, including introducing you to our range of Pallet Racking Accessories and Protection products, such as barriers, upright protectors, rails, signage and floor markings.



Racking Inspections

SEMA guidelines suggest you should have at least one pallet racking inspection from an expert every 12 months, but you should also run regular checks yourself on a weekly or monthly basis.

By carrying out these inspections and identifying any safety issues, you can also reduce lifetime costs associated with general pallet racking maintenance.

- Meet your legal requirements under Health and Safety Regulations.
- Help reduce insurance premiums and maintenance costs.
- Avoid accidents and consequences of failing to comply with HSE.

Whether you're unsure about the structural integrity of your existing pallet racking system or simply want to keep up to date with best practices for a safe working environment, call us today.

SHELVING & RACKING

WIDE AISLE PALLET RACKING

Easily installed, cost effective and versatile, adjustable beam racking is the most widely used of pallet storage systems and allows 100% direct access to each pallet stored.

With adjustable beams, racking can be re-configured to accommodate changes in the type of goods stored and wide aisles allow access by all types of truck, making specialised handling equipment unnecessary.

Racking arranged in this way gives high quality storage but may only utilise 40% of the available floor space, the rest being aisles.



Wide aisle pallet racking allows for easy access to every pallet stored and can accommodate manual picking as well as bulk operations.



Wide aisle pallet racking has a minimum aisle width of 3metres allowing for standard reach trucks to be used.



NARROW AISLE PALLET RACKING

By allowing fork lift trucks to operate in aisles of up to half the width required in conventional adjustable beam pallet racking, Narrow Aisle and Very Narrow Aisle racking makes excellent use of floor space and maximizes the height at which goods can be stacked.

Using specialised lift trucks in either 'man-down' or 'man-up' variants, narrow aisle racking is precision designed for safe, efficient load handling within the tight confines of these efficient aisles.



The full height of the building can be utilised delivering high density, space efficient pallet storage.



Pick and Deposit (P&D) stations can be used at the end of racks to assist in load handling between fixed aisle and other trucks..



Narrow aisle pallet racking requires specialist trucks to operate in the aisles. The height of the installation will have a major bearing on the truck type.

SHELVING & RACKING

DRIVE IN PALLET RACKING

Using minimal space for access aisles and lanes, Drive-in racking provides a high-density and very space-efficient bulk storage system.

With the first pallet into a lane being the last out, stock selectivity is restricted, but when loads are delivered and dispatched in batches, this is not a difficulty.

Pallets are stored on runners in the depth of the racking and trucks enter to deposit or retrieve.

The system lends itself to high volume movements of low value products where handling costs are a large percentage of the overall product cost.



Pallets are stacked by the first-in, last-out (FILO) principle, which means that individual pallets cannot be accessed directly, but one by one from the front face of the rack.



Used extensively by drink manufacturers as a safe way of block stacking glass and PET bottles..



With limited stock rotation Drive-in pallet racking is particularly suitable for seasonal goods.

SHUTTLE PALLET RACKING

Shuttle storage is an alternative to Drive-In, Push Back or Pallet Live racking systems. These systems, though efficient, are limited by the length of the storage lane that can be practically achieved.

The shuttle storage system overcomes this by storing pallets within a system that can operate to greater depths. The racking features guide/support rails which run the depth of the rack structure on which an automated shuttle travels.


Pallets are loaded onto a shuttle at the front of the lane, which transports the pallet down to the other end.

The in-built sensors on the shuttle detect the position of previous pallets and places the new load at a predetermined distance from them, before returning to the start face.

The shuttle is easily moved between lanes by a standard fork lift truck.



The shuttle movements are sent via the radio remote controller allowing the forklift truck and driver to be released to other tasks while the shuttle operates.



Shuttles are fitted with a 48V lithium no 'memory effect' battery offering up to a 15 hour operating time.



The length of the storage lane is not limited in the same way as a pallet live system, with no incline required.

PUSH-BACK PALLET RACKING

Effectively utilising floor and cubic space, Push-back racking is amongst the most space and time-efficient pallet storage systems available.

The pallets are loaded and unloaded from the same aisle reducing truck travel distances and improving efficiency.

Pallets are loaded in sequence onto roller beds or wheeled carriers of differing heights and are pushed back along inclines to utilise the full depth of the racking. Pallets can be stored up to ten deep and when a load is retrieved the remaining pallets roll forward into position at the picking face.

Selectivity is 'first-in, last-out' and with each product having a dedicated lane, dynamic Push-back racking is particularly useful in marshalling areas and for bulk storage and handling.



Push-back racking allows for the storage of up to 10 pallets deep



Pallets are loaded onto wheeled carts or rollers and are pushed back along inclined beds. When a load is retrieved the remaining pallets roll forward into position at the picking face



When fully utilised, very high occupancy rates can be achieved.

PALLET LIVE PALLET RACKING

Pallets are loaded onto dedicated lanes of inclined gravity rollers which are set at a fixed gradient. When a load is taken from the picking face, the next pallet rolls onto position, with replenishment stock loaded at the opposite upper end of the lane.

Working on a first in, first out basis dynamic live storage racking provides extremely high levels of density in a given area, and provides automatic stock rotation, with the minimum of fork lift truck movements required to handle the flow of goods.



Pallet live can be used to feed multi level picking operations where pallets are broken down for picking.



Ideal for perishable and time sensitive products pallet live storage saves space of up to 60% compared to conventional racking.



As pallets are picked a safety separator is activated. This holds the accumulated load of several tonnes and allows only one pallet to flow smoothly and securely to the front face.

SHELVING & RACKING

PICK TOWERS

A pick tower is a multi-level high density storage and picking solution designed to maximise the available height of the building.

Compared to traditional low level storage and picking systems it provides increased capacity within a similar foot print. It also provides commercial benefits compared to multi-level mezzanine floor solutions which may require additional civils or building work to support the mezzanine structure.


A number of pick tower options are available to suit your product range, SKU numbers and picking profile including:

- Individual items – single SKUs
- Full cartons – not broken down
- Pallets
- A combination of all the above

Pick tower designs range from a simple ground plus 1 solution up to ground plus 4 levels, utilising approximately 14 metres of head room.



Up to ground plus 4 floor levels are achievable, delivering great space utilisation and flexibility.



The mezzanine floor integrates with the pallet racking pick tower to create a working area for the conveyors.



Pick towers can have live storage and garment hanging integrated within the structure, making it a favourite of fashion retail distributors.

MEZZANINE FLOORS

The wide range of sizes, floor types, accessories and construction materials mean the mezzanine can be designed to meet your exact requirements.

A mezzanine floor is basically a raised structural steel platform independent of your main building structure, supported by steel columns. It creates invaluable extra floor area from wasted air space above your existing work and storage areas, economically increasing the amount of space available to you.

Mezzanine floors enable the working height of a building to be utilised to its full potential, by doubling or tripling the floor area. They can be designed to accommodate:

- Offices • Production equipment
- Storage areas • Retail sales space




Mezzanines can be designed to accommodate a further floor at a later date future proofing the installation against planned growth.



Lighting, sprinklers, fire cladding can all be managed and installed alongside the mezzanine floor.



Mezzanines can also be used in front of house retail operations to increase the sales area.



Link 51 Everyday steel lockers for the workplace.
See pages 48-49

Probe Everyday lockers in a wide range of colours.
See pages 50-53



Charging lockers for tablets and laptops.
See pages 64-65

Vision Panel lockers.
See pages 66



Comprehensive range of Garment, Workwear and Utility lockers.
See pages 70-73

Wide range of steel, laminate and plastic lockers to suit every environment from schools, offices, Public sector to factories and food processing plants.

EVERYDAY LOCKERS

Link 51 Standard Steel Lockers	48
Probe Standard Steel Lockers	50
Lockers for Schools	54
Plastic Lockers	56
Mirror Gloss Door Lockers	57
Laminate Door Lockers	58
Wood Effect Door Lockers	59
Cloakroom & Benches	60

PERSONAL EFFECTS LOCKERS

Tablet Lockers	64
Laptop Lockers	65

SPECIALIST LOCKERS

Vision Panel Lockers	66
Perforated/ Punched Door Lockers	67
Mesh Lockers	68
Space Saving Lockers	69

GARMENT LOCKERS

Garment Lockers	70
Police/Crew/PPE Lockers	72
Locker Accessories	74
Lock Options	74

LOCKER SOLUTIONS

Locker Room Design Tips	75
For Education	76
For Industry	77
For Leisure & Retail	77
For Emergency Services	78
For Commercial & Office	78

EVERYDAY LOCKERS

LOCKERS

INTRODUCTION TO LINK LOCKERS

Link steel lockers are available in a wide range of sizes, door configurations, locking options, colours and finishes. The metal locker range consists of full height metal lockers, heavy duty lockers, primary school lockers, cube lockers, small item lockers, laptop lockers, police lockers, staff lockers, garment lockers.

Fast delivery means on popular sizes means that some sizes and colours are available within 5 days. Available in 2 widths and 2 depths in 6 colours



Link 51 Lockers standard duty lockers have been tested and conform to the requirements of the British Standard for Clothes Lockers BS 4680: 1996 'Standard Duty'.



- Riveted/welded cold rolled mild steel construction
- Durable epoxy powder coated for a high quality chip-resistant finish
- Single door lockers fitted with hat shelf and double coat hook
- Rail as standard on 450mm deep 1 and 2 door lockers
- Door stiffeners for added strength and security
- Vents in top and bottom for improved air circulation
- Recessed camlock with plastic card holder
- 8 & 10 door lockers available. Contact us for details
- Other sizes available upon request


Air vents as standard on all types of locker

Steel three-knuckle hinges are welded to the door and riveted to the frame to give added strength and allow for easy replacement of damaged doors

Rail as standard on 450mm deep 1 and 2 door lockers



Lockers are fitted with a deadlock as standard. Supplied with 2 keys. A master key is available.



A Hasp & Staple padlock fitting (padlock not included) can be fitted as an alternative to a deadlock at no extra cost.

Please specify at time of order by adding HS to the end of the locker code.

For padlock specification see page 74.

INTEGRAL SECURITY




The locks cam fits through the door and into a slot in the frame to provide more rigidity and added security significantly increasing resistance to forced entry.



The design of the intermediate shelf prevents access to compartments above and below an open door. Shelves have an extended lip to provide a division between doors, offering protection against doors being prised open.



1 door



Single Locker

Nest of 2

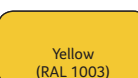
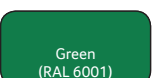
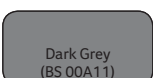
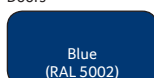
Nest of 3

Nesting lockers are available in single units or nests of 2 or 3 lockers. This makes installation easier and quicker in larger applications.

COLOURS AVAILABLE

Body

Doors



EVERYDAY LOCKERS

LOCKERS



LINK FULL HEIGHT LOCKERS & NESTS OF 2 & 3

Standard 1800mm height 1 - 6 compartment steel lockers are great for storing items securely in offices, factories and schools.

- Nesting units represent a best value solution
- 300h x 300d mm - Comes with Top Shelf and Coat Hook
- 300w x 450d / 450w x 450d mm - Come with Top Shelf Coat Hook and Bar

			Single Lockers		Nests of 2		Nests of 3	
Width	Depth	Doors	Code	Each	Code	Each	Code	Each
300mm	300mm	1	B12211GU--00	£78.46	B12221GU--00	£144.82	B12231GU--00	£211.72
300mm	300mm	2	B12212GU--00	£87.81	B12222GU--00	£163.65	B12232GU--00	£242.97
300mm	300mm	3	B12213GU--00	£105.75	B12223GU--00	£198.85	B12233GU--00	£356.76
300mm	300mm	4	B12214GU--00	£114.62	B12224GU--00	£216.55	B12234GU--00	£240.32
300mm	300mm	6	B12216GU--00	£139.39	B12226GU--00	£265.80	B12236GU--00	£272.28
300mm	450mm	1	B12511GU--00	£91.77	B12521GU--00	£166.88	B12531GU--00	£292.92
300mm	450mm	2	B12512GU--00	£101.36	B12522GU--00	£186.34	B12532GU--00	£328.42
300mm	450mm	3	B12513GU--00	£120.64	B12523GU--00	£224.02	B12533GU--00	£319.38
300mm	450mm	4	B12514GU--00	£130.17	B12524GU--00	£242.96	B12534GU--00	£393.21
300mm	450mm	6	B12516GU--00	£156.35	B12526GU--00	£295.07	B12536GU--00	£434.99
450mm	450mm	1	B15511GU--00	£112.07	B15521GU--00	£204.97		
450mm	450mm	2	B15512GU--00	£122.01	B15522GU--00	£224.76		
450mm	450mm	3	B15513GU--00	£142.79	B15523GU--00	£265.40		
450mm	450mm	4	B15514GU--00	£154.53	B15524GU--00	£289.01		
450mm	450mm	6	B15516GU--00	£183.90	B15526GU--00	£350.42		



Please add two letter suffix in place of dash for colour when ordering

LINK FULL HEIGHT LOCKERS WITH SLOPING TOPS

Standard metal lockers with sloping tops available in 6 colours suitable for schools, factories and offices.

- Sloping tops prevent the top being overloaded and are popular where food is present
- Fitted with cam locks, other locks available

NESTED SLOPING
TOP LOCKERS
AVAILABLE
Phone for details

Code	Height	Width	Depth	Doors	Each
B12211GU--00ST	1925mm	300mm	300mm	1	£87.29
B12212GU--00ST	1925mm	300mm	300mm	2	£96.64
B12213GU--00ST	1925mm	300mm	300mm	3	£114.58
B12214GU--00ST	1925mm	300mm	300mm	4	£123.42
B12216GU--00ST	1925mm	300mm	300mm	6	£148.18
B12511GU--00ST	1987mm	300mm	450mm	1	£102.94
B12512GU--00ST	1987mm	300mm	450mm	2	£112.53
B12513GU--00ST	1987mm	300mm	450mm	3	£131.82
B12514GU--00ST	1987mm	300mm	450mm	4	£141.37
B12516GU--00ST	1987mm	300mm	450mm	6	£167.53
B15511GU--00ST	1987mm	450mm	450mm	1	£125.44
B15512GU--00ST	1987mm	450mm	450mm	2	£135.38
B15513GU--00ST	1987mm	450mm	450mm	3	£156.14
B15514GU--00ST	1987mm	450mm	450mm	4	£167.92
B15516GU--00ST	1987mm	450mm	450mm	6	£197.28



Please add two letter suffix in place of dashes for colour when ordering



ADD-ON SLOPING TOPS

Sloping Tops for Standard Duty Lockers available as single or nests for retro fitting.

- Can be a more flexible solution
- Prevents the locker top being overloaded
- Standard colour as light grey

			Single Tops		Nest of 2		Nest of 3	
Width	Depth		Code	Each	Code	Each	Code	Each
300mm	300mm		XST221GU	13.23	XST222GU	26.46	XST223GU	39.70
300mm	450mm		XST251GU	16.78	XST252GU	33.56	XST253GU	50.33
450mm	450mm		XST551GU	20.07	XST552GU	40.12		



REPLACEMENT
KEYS AVAILABLE
See page 74

LINK LOCKER MASTER KEYS

Master Key for Link Lockers

- Please note these will be delivered separately (for security reasons)

E270ER	£10.00
--------	--------

LINK LOCKER STANDS

Locker stands to raise lockers off the ground come in nests of 1, 2 and 3. Available in 3 sizes.

- All stands are 150mm high, this allows for easy cleaning

			Single Stands		Nest of 2		Nest of 3	
Width	Depth		Code	Each	Code	Each	Code	Each
300mm	300mm		FLSF221GU150M	25.34	FLSF222GU150M	26.94	FLSF223GU150M	29.65
300mm	450mm		FLSF251GU150M	27.29	FLSF252GU150M	29.85	FLSF253GU150M	32.35
450mm	450mm		FLSF551GU150M	30.45	FLSF552GU150M	32.35	FLSF553GU150M	37.24

FOR BENCHING
& SEATING
See page 60



EVERYDAY LOCKERS

LOCKERS

PROBE LOCKERS

Probe Lockers have an excellent reputation for build quality, style and security. Manufactured in the UK since 1960, Probe Lockers offer a comprehensive range of lockers constructed from high grade materials to provide durability.

Their range includes lockers for leisure centres, wet areas, uniform lockers, clean and dirty lockers and more. These are the ONLY lockers in the UK that are Fire Rated Lockers - they comply with the European Standard - EN 13501-1: 2007 +A1: 2009 relating to fire performance.

This means that these lockers will not combust, increase or sustain any fire within their proximity.



Probe Lockers are designed and manufactured in the UK, conforming to BS 4680:1996 "Standard Duty" (excluding size specification).




PROBE



Air-vent system on each door



Welded compartment divider



Lockers are supplied with a micro sprung 10 disc lock featuring 3000 serial combinations as standard. Supplied with 2 keys. A master key is available.



A Hasp & Staple padlock fitting (padlock not included) can be fitted as an alternative to a disc lock at no extra cost. Please specify at time of order by adding HS to the end of the locker code. For padlock specification see page 74.

Five-knuckle hinges



For added security, the cam locates through the aperture in frame preventing door being easily forced open



Internal door strengtheners

COLOURS AVAILABLE

Body

Doors

Silver (RAL 9006)	Black (RAL 9004)	Blue (Similar to RAL 5019)	Green (RAL 6018)	Red (Similar to BS04E53)	White (RAL 9016)	Yellow (Similar to RAL 1004)	Silver (RAL 9006)
----------------------	---------------------	-------------------------------	---------------------	-----------------------------	---------------------	---------------------------------	----------------------

EVERYDAY LOCKERS

LOCKERS



PROBE FULL HEIGHT LOCKERS & NESTS OF 2-3

Durable steel lockers are available in a range of door sizes and nesting options to suit all requirements.

- Supplied with cam locks as standard - other lock types available
- Nesting units represent a best value solution
- All lockers are 305mm in width

FOR MORE LOCK
OPTIONS
See page 74

Height	Depth	Doors	Single Lockers		Nests of 2		Nests of 3	
			Code	Each	Code	Each	Code	Each
1780mm	305mm	1	70121215G--C	£81.14	70121215G--CN2	£152.75	70121215G--CN3	£224.36
1780mm	305mm	2	70121225G--C	£106.15	70121225G--CN2	£202.77	70121225G--CN3	£299.38
1780mm	305mm	3	70121235G--C	£115.16	70121235G--CN2	£220.78	70121235G--CN3	£326.40
1780mm	305mm	4	70121245G--C	£123.13	70121245G--CN2	£236.72	70121245G--CN3	£350.30
1780mm	305mm	5	70121255G--C	£131.84	70121255G--CN2	£254.14	70121255G--CN3	£376.44
1780mm	305mm	6	70121265G--C	£151.82	70121265G--CN2	£294.11	70121265G--CN3	£436.39
1780mm	460mm	1	70121815G--C	£96.99	70121815G--CN2	£179.26	70121815G--CN3	£261.53
1780mm	460mm	2	70121825G--C	£118.45	70121825G--CN2	£222.19	70121825G--CN3	£325.93
1780mm	460mm	3	70121835G--C	£129.11	70121835G--CN2	£243.50	70121835G--CN3	£357.89
1780mm	460mm	4	70121845G--C	£138.32	70121845G--CN2	£261.94	70121845G--CN3	£385.54
1780mm	460mm	5	70121855G--C	£144.64	70121855G--CN2	£274.58	70121855G--CN3	£404.52
1780mm	460mm	6	70121865G--C	£165.35	70121865G--CN2	£315.98	70121865G--CN3	£466.62
1780mm	460mm	8	70121885G--C	£223.65				
1780mm	460mm	16	701218165G--C	£365.01				



Please add two letter suffix in place of dashes when ordering specific colour

PROBE FULL HEIGHT LOCKERS WITH SLOPING TOPS

Durable steel lockers with sloping tops which prevent the top being overloaded and are popular where food is present.

- Supplied with cam locks as standard - other lock types available
- Number plates available at extra cost
- All lockers are 305mm in width

Height	Depth	Doors	With Sloping Tops	
			Code	Each
1930mm	305mm	1	70121215TSG--C	£92.06
1930mm	305mm	2	70121225TSG--C	£117.06
1930mm	305mm	3	70121235TSG--C	£126.07
1930mm	305mm	4	70121245TSG--C	£134.05
1930mm	305mm	5	70121255TSG--C	£142.75
1930mm	305mm	6	70121265TSG--C	£162.73
1930mm	460mm	1	70121815TSG--C	£107.90
1930mm	460mm	2	70121825TSG--C	£129.36
1930mm	460mm	3	70121835TSG--C	£140.02
1930mm	460mm	4	70121845TSG--C	£149.23
1930mm	460mm	5	70121855TSG--C	£155.56
1930mm	460mm	6	70121865TSG--C	£176.26



Please add two letter suffix in place of dashes when ordering specific colour

PROBE LOCKER STANDS

Robust all steel construction 150mm high locker stand with adjustable feet

- Allows for cleaning beneath lockers
- Pre-drilled for nesting

FOR BENCHING
& SEATING
See page 60



FROM ONLY
£32.⁵⁴



REPLACEMENT
KEYS AVAILABLE
See page 74

PROBE LOCKER MASTER KEYS

Master Key for Probe Lockers.

- Please note these will be delivered separately (for security reasons)

Width	Depth	Single		Nest of 2		Nest of 3	
		Code	Each	Code	Each	Code	Each
305mm	305mm	STAND1212	£32.54	STAND1212N2	£40.83	STAND1212N3	£48.11
305mm	460mm	STAND1218	£32.54	STAND1218N2	£40.83	STAND1218N3	£48.11

CMK	£10.00
-----	--------

EVERYDAY LOCKERS

PROBE LOCKERS IN AUTUMN COLOURS

These great new colours have been introduced to give you even more choice, there are five fresh door colours to choose from and the choice of white, black or silver body colours. These lockers have all the same quality features as the existing Probe range so you can be sure of a long lasting storage solution.

These are the ONLY lockers in the UK that are Fire Rated Lockers - they comply with the European Standard - EN 13501-1: 2007 +A1: 2009 relating to fire performance.

This means that these lockers will not combust, increase or sustain any fire within their proximity.



PROBE
AUTUMN COLOURS

White body

Black body

Silver body



COLOURS AVAILABLE

Body			Doors				
White (RAL 9016)	Black (RAL 9004)	Silver (RAL 9006)	Orange (RAL 2003)	Ocean (RAL 5024)	Jade (RAL 6021)	Lemon (RAL 1016)	Lilac (RAL 4008)

EVERYDAY LOCKERS

LOCKERS



1 door



2 door



3 door



4 door



5 door



6 door

PROBE AUTUMN COLOURS FULL HEIGHT LOCKERS

Durable steel lockers in a range of sizes and options to suit all requirements

- Robust all steel construction
- Two depths
- Doors in Orange, Ocean, Jade, Lemon, and Lilac

FROM ONLY
£81.14

			White Body		Black Body		Silver Body	
Height	Depth	Doors	Code	Price	Code	Price	Code	Price
1780mm	305mm	1	7012121WH--C	£81.14	7012121BK--C	£81.14	7012121SG--C	£81.14
1780mm	305mm	2	7012122WH--C	£106.15	7012122BK--C	£106.15	7012122SG--C	£106.15
1780mm	305mm	3	7012123WH--C	£115.16	7012123BK--C	£115.16	7012123SG--C	£115.16
1780mm	305mm	4	7012124WH--C	£123.13	7012124BK--C	£123.13	7012124SG--C	£123.13
1780mm	305mm	5	7012125WH--C	£131.84	7012125BK--C	£131.84	7012125SG--C	£131.84
1780mm	305mm	6	7012126WH--C	£151.82	7012126BK--C	£151.82	7012126SG--C	£151.82
1780mm	460mm	1	7012181WH--C	£96.99	7012181BK--C	£96.99	7012181SG--C	£96.99
1780mm	460mm	2	7012182WH--C	£118.45	7012182BK--C	£118.45	7012182SG--C	£118.45
1780mm	460mm	3	7012183WH--C	£129.11	7012183BK--C	£129.11	7012183SG--C	£129.11
1780mm	460mm	4	7012184WH--C	£138.32	7012184BK--C	£138.32	7012184SG--C	£138.32
1780mm	460mm	5	7012185WH--C	£144.64	7012185BK--C	£144.64	7012185SG--C	£144.64
1780mm	460mm	6	7012186WH--C	£165.35	7012186BK--C	£165.35	7012186SG--C	£165.35

OR OC JA LE LI

Please add two letter suffix in place of dashes when ordering specific colour



PROBE AUTUMN COLOURS FULL HEIGHT LOCKERS WITH SLOPING TOPS

Durable steel lockers in a range of sizes and options to suit all requirements

- Robust all steel construction
- Two depths
- Doors in Orange, Ocean, Jade, Lemon, and Lilac



FROM ONLY
£92.06

			White Body		Black Body		Silver Body	
Height	Depth	Doors	Code	Price	Code	Price	Code	Price
1930mm	305mm	1	7012121STWH--C	£92.06	7012121STBK--C	£92.06	7012121STSG--C	£92.06
1930mm	305mm	2	7012122STWH--C	£117.06	7012122STBK--C	£117.06	7012122STSG--C	£117.06
1930mm	305mm	3	7012123STWH--C	£126.07	7012123STBK--C	£126.07	7012123STSG--C	£126.07
1930mm	305mm	4	7012124STWH--C	£134.05	7012124STBK--C	£134.05	7012124STSG--C	£134.05
1930mm	305mm	5	7012125STWH--C	£142.75	7012125STBK--C	£142.75	7012125STSG--C	£142.75
1930mm	305mm	6	7012126STWH--C	£162.73	7012126STBK--C	£162.73	7012126STSG--C	£162.73
1930mm	460mm	1	7012181STWH--C	£107.90	7012181STBK--C	£107.90	7012181STSG--C	£107.90
1930mm	460mm	2	7012182STWH--C	£129.36	7012182STBK--C	£129.36	7012182STSG--C	£129.36
1930mm	460mm	3	7012183STWH--C	£140.02	7012183STBK--C	£140.02	7012183STSG--C	£140.02
1930mm	460mm	4	7012184STWH--C	£149.23	7012184STBK--C	£149.23	7012184STSG--C	£149.23
1930mm	460mm	5	7012185STWH--C	£155.56	7012185STBK--C	£155.56	7012185STSG--C	£155.56
1930mm	460mm	6	7012186STWH--C	£176.26	7012186STBK--C	£176.26	7012186STSG--C	£176.26

OR OC JA LE LI

Please add two letter suffix in place of dashes when ordering specific colour

EVERYDAY LOCKERS

LOCKERS

LOCKERS FOR SCHOOLS

We provide a huge range of lockers tailored to suit all learning environments from Nursery to University.

The range meets the requirements for all educational establishments throughout the UK, including half height lockers popular with primary schools and for Leisure facilities; plastic lockers for outside storage when space is at a premium.

For a more luxurious appearance consider laminates or high gloss finish as shown on page 57, making you environment fun and bright whilst using space effectively.



LINK THREE QUARTER HEIGHT LOCKERS

Three quarter height 1-3 door lockers - ideal for schools and leisure facilities.

- The standard for education and leisure and a great way to maximise space
- Strong well made all steel lockers - Conforms to BS4680
- Lockers are 1382mm in height

Code	Width	Depth	Doors	Each
BC2211GU--00	300mm	300mm	1	£74.19
BC2212GU--00	300mm	300mm	2	£91.03
BC2213GU--00	300mm	300mm	3	£97.24
BC2511GU--00	300mm	450mm	1	£83.27
BC2512GU--00	300mm	450mm	2	£97.82
BC2513GU--00	300mm	450mm	3	£110.61
BC5511GU--00	450mm	450mm	1	£101.69
BC5512GU--00	450mm	450mm	2	£112.23
BC5513GU--00	450mm	450mm	3	£131.87



Please add two letter suffix in place of dashes when ordering specific colour



FROM ONLY
£74.19



PROBE HALF HEIGHT LOCKERS

Probe 1-3 door steel lockers come in two size options to suit all requirements, especially popular in schools and leisure facilities.

- Supplied with cam locks as standard
- Durable powder coat finish
- Lockers are 1210mm in height



FROM ONLY
£73.35

Code	Width	Depth	Doors	Each
4812121SG--C	305mm	305mm	1	£73.35
4812122SG--C	305mm	305mm	2	£98.35
4812123SG--C	305mm	305mm	3	£107.39
4812181SG--C	305mm	460mm	1	£89.20
4812182SG--C	305mm	460mm	2	£110.64
4812183SG--C	305mm	460mm	3	£117.55



Please add two letter suffix in place of dashes when ordering specific colour



FROM ONLY
£62.78

LINK HALF HEIGHT LOCKERS

Link half height 1-3 door lockers - ideal for primary schools and leisure facilities.

- Finished with an antibacterial coating for maximum hygiene
- Use colour for branding or to brighten up a classroom
- Lockers are 896mm in height



NESTING OPTIONS
AVAILABLE
Phone for details

Code	Width	Depth	Doors	Each
BH2211GU--00	300mm	300mm	1	£62.78
BH2212GU--00	300mm	300mm	2	£70.24
BH2213GU--00	300mm	300mm	3	£84.61
BH2511GU--00	300mm	450mm	1	£73.42
BH2512GU--00	300mm	450mm	2	£81.09
BH2513GU--00	300mm	450mm	3	£96.49
BH5511GU--00	450mm	450mm	1	£89.65
BH5512GU--00	450mm	450mm	2	£97.61
BH5513GU--00	450mm	450mm	3	£114.23



Please add two letter suffix in place of dashes when ordering specific colour

EVERYDAY LOCKERS

LOCKERS



FROM ONLY
£39.05

LINK CUBE LOCKERS

Versatile and compact all steel 1 door cube lockers, popular for personal effects and bags.

- Available in 3 sizes and 6 colours
- Finished with an antibacterial coating for maximum hygiene
- Can also be used as solo lockers or bolted together to form a unit

Code	Height	Width	Depth	Each
QU1212A01GU--	300mm	300mm	300mm	£39.05
QU1515A01GU--	380mm	380mm	380mm	£52.85
QU1818A01GU--	450mm	450mm	450mm	£62.60



Please add two letter suffix in place of dashes when ordering specific colour



LINK QUARTO LOCKERS

Versatile cube lockers can be bolted together to create effective storage space.

- Use when many lockers are needed for quick storage
- Supplied with cam locks as standard

Code	Height	Width	Depth	Each
BQ2211GU--00	511mm	300mm	300mm	£38.94
BQ2511GU--00	511mm	300mm	450mm	£43.99



Please add two letter suffix in place of dashes when ordering specific colour



FROM ONLY
£38.94

FOR MORE LOCK
OPTIONS
See page 74

PROBE



PROBE CUBE LOCKERS

These can be used for retail space or museums when bags and rucksacks need to be stored for short amounts of time.

- Vents in the locker door allow the locker to breathe
- Can be used as solo lockers or bolted together to form a unit

Code	Height	Width	Depth	Each
121212SG--C	305mm	305mm	305mm	£43.66
151515SG--C	380mm	380mm	380mm	£51.28
181818SG--C	460mm	460mm	460mm	£56.87



Please add two letter suffix in place of dashes when ordering specific colour



FROM ONLY
£43.66

PROBE



PROBE QUARTO LOCKERS

Mixing colours and bolting the cubes together can make an attractive space as well as effective storage.

- They can link other lockers to act as linking bridges
- Supplied with cam locks as standard

Code	Height	Width	Depth	Each
191212SG--C	480mm	305mm	305mm	£47.55
191218SG--C	480mm	305mm	460mm	£54.49



Please add two letter suffix in place of dashes when ordering specific colour



FROM ONLY
£47.55

PROBE



PROBE MINI BOX LOCKERS

8 Door Minibox steel lockers can be bolted together in stacks.

- Lockers have pre-drilled holes in the back, top and base, and both sides
- Minibox lockers can be wall mounted
- Supplied with cam locks - other lock types are also available

Code	Height	Width	Depth	Each
8MINIDOORS--C	415mm	900mm	230mm	£123.43



Please add two letter suffix in place of dashes when ordering specific colour



Heavy Duty Lockers



We can also offer a range of Heavy Duty lockers for when strength, security and durability are the key criteria. Ideal for environments where the lockers will receive a high level of use, such as secondary schools. PLEASE CONTACT US FOR DETAILS.



FROM ONLY
£36.25

LINK SIXTO LOCKERS

Sixto lockers with air vents and perforated doors ideal for hard hats and boots.

- Use on their own or bolt together to form a unit

Code	Height	Width	Depth	Each
BS2211GU--00	372mm	300mm	300mm	£36.25
BS2511GU--00	372mm	300mm	450mm	£40.93
BS5511GU--00	372mm	450mm	450mm	£48.42



Please add two letter suffix in place of dashes when ordering specific colour



Benching & Seating

Complete your changing room facilities by choosing complementary seating or benching from our extensive range of cloakroom equipment.



SEE PAGE 60

EVERYDAY LOCKERS

LOCKERS

PLASTIC LOCKERS

Very tough and favoured for outside storage. Often educational environments will use the half size locker and place a colourful wall of lockers on outdoor corridors meaning bags and books are quickly retrieved by pupils as the move to different classrooms.

Also found in swimming pool areas where rust resistance is a key requirement.



FULL HEIGHT PLASTIC LOCKERS

A robust and rust proof polyethylene locker that makes it highly vandal resistant and ideal for wet area changing rooms and outdoor storage. Lockers come with drain holes for cleaning.

- Made of polyethylene with an antibacterial additive coating
- Supplied with cam locks - other lock types are also available
- Lockers are 1800mm in height

Code	Width	Depth	Doors	Each
SHP1803254502--C	325mm	450mm	2	£331.98
SHP1803254503--C	325mm	450mm	3	£339.33
SHP1803254504--C	325mm	450mm	4	£336.58

MINI PLASTIC LOCKERS

Small and modular robust and rust proof polyethylene locker making it highly vandal resistant and ideal for wet area changing rooms and outdoor storage.

- Available as weather proof option which includes Neoprene internal door seal
- Locker dimensions W325mm x D450mm

Height	Door	Mini Plastic Locker		Weather Duty Mini Plastic Lockers	
		Code	Each	Code	Each
450mm	1	SHP-MINI--C	£100.93	SHT-MINI--C	£115.61
900mm	2	SHP-MINIX2--C	£211.01	SHT-MINIX2--C	£240.39

BL GY RD YW

Please add two letter suffix in place of dashes when ordering specific colour



PROBE

FOR MORE LOCK OPTIONS
See page 74



FULL HEIGHT WEATHER DUTY PLASTIC LOCKERS

Weather proof polyethylene locker which includes neoprene internal door seal and waterproof locks that can with stand water jets to IP55 rating. These lockers are robust, rust proof and ideal for wet area changing rooms and outdoor storage. Lockers come with drain holes for cleaning.

- Made of polyethylene with an antibacterial additive coating
- Supplied with cam locks - other lock types are also available.
- Lockers are 1800mm in height

Code	Width	Depth	Doors	Each
SHT1803254502--C	325mm	450mm	2	£400.94
SHT1803254503--C	325mm	450mm	3	£428.47
SHT1803254504--C	325mm	450mm	4	£444.96

BL GY RD YW

Please add two letter suffix in place of dashes when ordering specific colour

COLOURS AVAILABLE



ACCESSORIES FOR PLASTIC LOCKERS

Probe plastic locker accessories.

- Sloping tops prevent items being stacked on top
- Adjustable feet allow for easy cleaning under the lockers



Code	Type	Each
PRND	Plastic round number disc - sequence to be advised with order	£2.97
SHPLFEET	Adjustable feet - pack of 4	£15.36
SHSLOP	Plastic sloping top - H150 x W325 x D450 mm	£46.77

Bicycle Shelters



View our range of bicycle shelters.

SEE PAGE 177

MIRROR GLOSS DOOR LOCKERS

High gloss lockers are increasingly popular where image and style are key. Especially made with offices, reception areas, and leisure facilities in mind. Design you own colour wall in 2 depths and 4 door options.

Mirror Gloss Lockers panel ends complete the look and ensure a stylish finish.



FROM ONLY
£161.34

PROBE

PROBE MIRROR GLOSS DOOR LOCKERS

1-4 Door - mirror gloss effect laminate faced door lockers with standard steel body.

- Provides a stylish and modern design - ideal for offices
- Supplied with either cam locks as standard - other lock types are also available
- Lockers are 1788H x 305W mm

Mirror Gloss Laminate Door lockers			
Depth	Doors	Code	Each
315mm	1	GL-12121SG--C	£161.34
315mm	2	GL-12122SG--C	£248.41
315mm	3	GL-12123SG--C	£269.49
315mm	4	GL-12124SG--C	£319.86
470mm	1	GL-12181SG--C	£172.65
470mm	2	GL-12182SG--C	£257.64
470mm	3	GL-12183SG--C	£279.02
470mm	4	GL-12184SG--C	£330.37



Please add two letter suffix in place of dashes when ordering specific colour

GLOSS COLOURS AVAILABLE

Doors



FOR MORE LOCK
OPTIONS
See page 74

FROM ONLY
£99.60

PROBE MIRROR GLOSS LOCKER END PANELS

Mirror gloss effect decor end panel for both flat and sloping top lockers.

- Available in Gloss Black, Pale Slate, Marmara Blue and Gloss White colours

Code	Type	Height	Depth	Each
GL-END-12--	Flat top	1780mm	305mm	£99.60
GL-END-18--	Flat top	1780mm	460mm	£108.07



Please add two letter suffix in place of dashes when ordering specific colour



BESPOKE SOLUTIONS

Delivering quality changing rooms and personal storage solutions.

We are here to help you with experienced personnel, specialist designers and professional fitters. We're with you from the initial briefing and site survey, through detailed design proposals, to manufacture, installation and final commissioning.

Your project is managed flexibly and sympathetically, and you're always part of the process. This is space which must work for you, not the other way round.

The result? You get the facility you need, when you need it, where it's required. We have experience in providing solutions for many market sectors including:

- Education
- Healthcare
- Office
- Health and Sports Clubs
- Hotels
- Retail



EVERYDAY LOCKERS

LOCKERS

LAMINATE DOOR LOCKERS

An alternative to a Gloss finish is the Laminated Door Locker.

This provides a colourful and stylish finish which can reflect branding colours and generally add colour to any location. Increasingly popular in schools, retail space and offices.

Available in modern colours including bright lime and sunshine yellow.



FROM ONLY
£169⁶³



FROM ONLY
£180⁵⁴

PROBE LAMINATE DOOR LOCKERS

Overlay laminate door locker gives a feeling of colour and design to many areas, ideal for schools, offices and warehouses.

- Overlay doors entirely cover locker body
- Supplied with cam or hasp & staple locks as standard - other lock types and number plates available at additional cost
- Locker dimensions H1780mm x W305mm

AVAILABLE IN
3/4 HEIGHT
Ideal for Primary Schools
Phone for details

Code	Doors	Depth	Each
SGL-12151PO--C	1	390mm	£169.63
SGL-12181PO--C	1	470mm	£181.89
SGL-12152PO--C	2	390mm	£212.74
SGL-12182PO--C	2	470mm	£221.44
SGL-12153PO--C	3	390mm	£256.14
SGL-12183PO--C	3	470mm	£263.23
SGL-12154PO--C	4	390mm	£293.34
SGL-12184PO--C	4	470mm	£304.25

DG DU EB LM LY PW RD

Please add two letter suffix in place of dashes when ordering specific colour

LAMINATE FINISHES - 10mm Solid Grade Laminate



10mm Solid Grade Laminate

PROBE

PROBE LAMINATE LOCKER END PANELS

Solid grade laminate decor end panels for both flat and sloping top overlay and inset door laminate lockers.

- Available in 7 colours - ideal for completing the locker design

Code	Type	Height	Depth	Each
LAM-END-15--	Flat top	1780mm	380mm	£135.01
LAM-END-18--	Flat top	1780mm	460mm	£161.51
LAM-END-15ST--	Sloping top	1930mm	380mm	£142.55
LAM-END-18ST--	Sloping top	1930mm	460mm	£171.00

DG DU EB LM LY PW RD

Please add two letter suffix in place of dashes when ordering specific colour



FROM ONLY
£135⁰¹

PROBE SLOPING TOP LAMINATE DOOR LOCKERS

Durable steel lockers with sloping tops which prevent the top being overloaded and are popular where food is present.

- Overlay doors entirely cover locker body
- Supplied with cam or hasp & staple locks as standard - other lock types and number plates available at additional cost
- Locker dimensions H1930mm x W305mm

Code	Doors	Depth	Each
SGL-12151POST--C	1	390mm	£180.54
SGL-12181POST--C	1	470mm	£192.81
SGL-12152POST--C	2	390mm	£223.65
SGL-12182POST--C	2	470mm	£232.36
SGL-12153POST--C	3	390mm	£267.05
SGL-12183POST--C	3	470mm	£274.14
SGL-12154POST--C	4	390mm	£304.25
SGL-12184POST--C	4	470mm	£315.16

DG DU EB LM LY PW RD

Please add two letter suffix in place of dashes when ordering specific colour

Keep your workplace tidy

We have a range of interior and exterior litter bins to suit your needs.



SEE PAGE 179

WOOD EFFECT DOOR LOCKERS

Still a big favourite with the leisure industry; wooden laminate doors always look smart and sleek in any environment, especially when teamed up with wooden benches where used in a changing room facility.

Available in 4 wood finishes and a variety of door combinations this is a winner in any environment.



PROBE WOOD EFFECT DOOR LOCKERS

1-4 Door - MDF wood effect door lockers, available in flat and sloping top options.

- Doors in Ash, Oak, Maple or Beech effect
- MDF Wood Effect Faced Doors with standard steel body
- Lockers are 305mm in width - supplied with cam lock, other locks available

MDF Wood Effect Laminate Door Lockers					MDF Wood Effect Laminate Door Lockers With Sloping Tops		
Depth	Doors	Height	Code	Each	Height	Code	Each
315mm	1	1780mm	TIM-12121SG--C	£161.34	1930mm	TIM-12121STSG--C	£172.25
315mm	2	1780mm	TIM-12122SG--C	£248.41	1930mm	TIM-12122STSG--C	£259.33
315mm	3	1780mm	TIM-12123SG--C	£269.49	1930mm	TIM-12123STSG--C	£280.41
315mm	4	1780mm	TIM-12124SG--C	£319.86	1930mm	TIM-12124STSG--C	£330.77
470mm	1	1780mm	TIM-12181SG--C	£172.65	1930mm	TIM-12181STSG--C	£183.57
470mm	2	1780mm	TIM-12182SG--C	£257.64	1930mm	TIM-12182STSG--C	£268.56
470mm	3	1780mm	TIM-12183SG--C	£279.02	1930mm	TIM-12183STSG--C	£289.94
470mm	4	1780mm	TIM-12184SG--C	£330.37	1930mm	TIM-12184STSG--C	£341.28

ASH BEE MAP OAK

Please add three letter suffix in place of dashes when ordering: Ash (ASH), Beech (BEE), Maple (MAP), Oak (OAK)

PROBE



Locker End Panel

1, 2, 3 and 4 Door Single Lockers

PROBE LAMINATE LOCKER ACCESSORIES

Accessories to suit all Probe laminate lockers.

FOR MORE LOCK
OPTIONS
See page 74



Coin Return Lock designed to accept both current £1 coins and the new 12 sided £1 coin. CANNOT BE RETRO FITTED. Multiple by number of doors.



Aluminium round number disc. Cut into door and number sequenced as order.

FROM ONLY
£3.03

Code	Type	Each
ALURND(SEQ)	Aluminium Round Number Discs - Cut into door - Sequence as order	£3.03
CRETURNMDF	Coin Return Lock for MDF door lockers	£23.20
CRETURNSGL	Coin Return Lock for SGL door lockers	£38.63

AVAILABLE TIMBER EFFECT FINISHES - 10mm Solid Grade Laminate



PROBE WOOD EFFECT LOCKER END PANELS

Wood effect decor end panel for both flat and sloping top lockers.

- Available in 4 wood effects - ideal for completing the locker design

Code	Type	Height	Depth	Each
TIM-END-12---	Flat top	1780mm	305mm	£99.60
TIM-END-18---	Flat top	1780mm	460mm	£108.07
TIM-END-12ST---	Sloping top	1930mm	305mm	£116.60
TIM-END-18ST---	Sloping top	1930mm	460mm	£125.07

ASH BEE MAP OAK

Please add three letter suffix in place of dashes when ordering: Ash (ASH), Beech (BEE), Maple (MAP), Oak (OAK)

BESPOKE SOLUTIONS

Delivering quality changing rooms and personal storage solutions.

We are here to help you with experienced personnel, specialist designers and professional fitters. We're with you from the initial briefing and site survey, through detailed design proposals, to manufacture, installation and final commissioning.

Your project is managed flexibly and sympathetically, and you're always part of the process. This is space which must work for you, not the other way round.



CLOAKROOM BENCHES

CLOAKROOM EQUIPMENT

Made in the UK, this modern range of cloakroom equipment available in Light Ash or Black Polymer.

Easy to install the range includes single and double sided benches, hook benches, wall mounted benches and wall mounted shelf and rails all with a host of options and accessories, including show baskets, ensuring you will find exactly what you are looking for. If you want further advise or different colour options simply phone and we will be happy to discuss.

All cloakroom units have robust frames constructed from 50mm round, thick walled tubing with welded joints for increased strength and durability and have anti-bacterial powder coating as standard.



Hook Bench and Benches are available with 3 seat heights making them the perfect solution for schools, whatever age group they teach.

Choice of frame colours all with ActiveCoat anti-bacterial protection

PROBE

50mm diameter welded tube frames for strength and durability

Adjustable feet are fitted to all floor standing units

Infant
Overall Height
1150mm

Junior
Overall Height
1350mm

Senior
Overall Height
1840mm

Seat Height
400mm

Seat Height
475mm

Seat Height
350mm




FRAME COLOURS

Silver (RAL 9006)	Red (RAL BS04E53)	Blue (RAL 5019)
Black (RAL 9004)	White (RAL 1916)	

CLOAKROOM BENCHES



Ash Solid Timber Slats
Sourced from sustainable forests.



Silver, White and Black frames will be supplied with black hooks unless otherwise specified. Red and blue frames will have matching hook colour.



Double sided Light Ash
1500mm wide hook
-bench



Single sided Light Ash
1500mm wide hook bench



Single sided Light Ash
2000mm wide hook bench



Double sided Light Ash 2000mm wide hook bench

LIGHT ASH HOOK BENCHES

A single and double sided hook bench with 5, 8, 10, 16 or 20 hooks. Available in five frame colours.

- Three overall height sizes; Senior - 1840mm, Junior - 1350mm and Infant - 1150mm with three bench heights 475mm, 400mm and 350mm respectively

Type	Width	Depth	Hooks	Infant - 1150mm High		Junior - 1350mm High		Senior - 1840mm High	
				Code	Each	Code	Each	Code	Each
Single sided	1000mm	350mm	5	RDBNHK10--LASHIN	£272.03	RDBNHK10--LASHJU	£272.03	RDBNHK10--LASHSE	£272.03
Single sided	1500mm	350mm	8	RDBNHK15--LASHIN	£329.01	RDBNHK15--LASHJU	£329.01	RDBNHK15--LASHSE	£329.01
Single sided	2000mm	350mm	10	RDBNHK20--LASHIN	£465.19	RDBNHK20--LASHJU	£465.19	RDBNHK20--LASHSE	£465.19
Double sided	1000mm	720mm	10	RDBNHKDS10--LASHIN	£505.21	RDBNHKDS10--LASHJU	£505.21	RDBNHKDS10--LASHSE	£505.21
Double sided	1500mm	720mm	16	RDBNHKDS15--LASHIN	£597.33	RDBNHKDS15--LASHJU	£597.33	RDBNHKDS15--LASHSE	£597.33
Double sided	2000mm	720mm	20	RDBNHKDS20--LASHIN	£840.81	RDBNHKDS20--LASHJU	£840.81	RDBNHKDS20--LASHSE	£840.81



Please add two letter suffix in place of dashes when ordering specific colour

PROBE



Black Polymer Slats
Manufactured with Active-Coat additive, these food grade slats are also ideal for educational or leisure wet area changing areas.



Black Polymer hook benches are fitted with grey hooks unless stated otherwise.



Double sided Black Polymer
2000mm wide hook bench



Single sided Black Polymer
1500mm wide hook bench



Single sided Black Polymer
2000mm wide hook bench



Double sided Black Polymer
1500mm wide hook bench

BLACK POLYMER HOOK BENCHES

A single and double sided hook bench with 5, 8, 10, 16 or 20 hooks. Available in five frame colours.

- Three overall height sizes; Senior - 1840mm, Junior - 1350mm and Infant - 1150mm with three bench heights 475mm, 400mm and 350mm respectively

Type	Width	Depth	Hooks	Infant - 1150mm High		Junior - 1350mm High		Senior - 1840mm High	
				Code	Each	Code	Each	Code	Each
Single sided	1000mm	350mm	5	RDBNHK10--BPSHIN	£272.03	RDBNHK10--BPSHJU	£272.03	RDBNHK10--BPSHSE	£272.03
Single sided	1500mm	350mm	8	RDBNHK15--BPSHIN	£329.01	RDBNHK15--BPSHJU	£329.01	RDBNHK15--BPSHSE	£329.01
Single sided	2000mm	350mm	10	RDBNHK20--BPSHIN	£465.19	RDBNHK20--BPSHJU	£465.19	RDBNHK20--BPSHSE	£465.19
Double sided	1000mm	720mm	10	RDBNHKDS10--BPSHIN	£505.21	RDBNHKDS10--BPSHJU	£505.21	RDBNHKDS10--BPSHSE	£505.21
Double sided	1500mm	720mm	16	RDBNHKDS15--BPSHIN	£597.33	RDBNHKDS15--BPSHJU	£597.33	RDBNHKDS15--BPSHSE	£597.33
Double sided	2000mm	720mm	20	RDBNHKDS20--BPSHIN	£840.81	RDBNHKDS20--BPSHJU	£840.81	RDBNHKDS20--BPSHSE	£840.81



Please add two letter suffix in place of dashes when ordering specific colour

FROM ONLY
£272.03

CLOAKROOM BENCHES



Single sided Light Ash
1500mm wide bench



Double sided Light Ash
1500mm wide bench

Single sided Light Ash
2000mm wide bench



Double sided Light Ash
2000mm wide bench

LIGHT ASH BENCHES

Single and double sided modern cloakroom benches with 5 frame colour options to suit any cloakroom.

- Available in three bench sizes Senior - H475mm, Junior - H400mm & Infant - 350mm, making these benches ideal for leisure and school cloakrooms

Type	Width	Depth	Infant - 350mm Bench Height		Junior - 400mm Bench Height		Senior - 475mm Bench Height	
			Code	Each	Code	Each	Code	Each
Single sided	1000mm	305mm	RDBN10--LAIN	£126.39	RDBN10--LAJU	£126.39	RDBN10--LASE	£126.39
Single sided	1200mm	305mm	RDBN12--LAIN	£142.30	RDBN12--LAJU	£142.30	RDBN12--LASE	£142.30
Single sided	1500mm	305mm	RDBN15--LAIN	£162.95	RDBN15--LAJU	£162.95	RDBN15--LASE	£162.95
Single sided	2000mm	305mm	RDBN20--LAIN	£217.32	RDBN20--LAJU	£217.32	RDBN20--LASE	£217.32
Double sided	1000mm	720mm	RDBNDS10--LAIN	£227.48	RDBNDS10--LAJU	£227.48	RDBNDS10--LASE	£227.48
Double sided	1200mm	720mm	RDBNDS12--LAIN	£256.13	RDBNDS12--LAJU	£256.13	RDBNDS12--LASE	£256.13
Double sided	1500mm	720mm	RDBNDS15--LAIN	£263.24	RDBNDS15--LAJU	£263.24	RDBNDS15--LASE	£263.24
Double sided	2000mm	720mm	RDBNDS20--LAIN	£391.16	RDBNDS20--LAJU	£391.16	RDBNDS20--LASE	£391.16

SG RD BL BK WH

Please add two letter suffix in place of dashes when ordering specific colour

PROBE



Single sided Black
Polymer 1500mm
wide bench



Double sided Black Polymer
1500mm wide bench

Single sided Black
Polymer 2000mm
wide bench



Double sided Black Polymer
2000mm wide bench

BLACK POLYMER BENCHES

Single and double sided modern cloakroom benches with 5 frame colour options to suit any cloakroom.

- Available in three bench sizes Senior - H475mm, Junior - H400mm & Infant - 350mm, making these benches ideal for leisure and school cloakrooms

Type	Width	Depth	Infant - 350mm Bench Height		Junior - 400mm Bench Height		Senior - 475mm Bench Height	
			Code	Each	Code	Each	Code	Each
Single sided	1000mm	305mm	RDBN10--BPIN	£126.39	RDBN10--BPJU	£126.39	RDBN10--BPSE	£126.39
Single sided	1200mm	305mm	RDBN12--BPIN	£142.30	RDBN12--BPJU	£142.30	RDBN12--BPSE	£142.30
Single sided	1500mm	305mm	RDBN15--BPIN	£162.95	RDBN15--BPJU	£162.95	RDBN15--BPSE	£162.95
Single sided	2000mm	305mm	RDBN20--BPIN	£217.32	RDBN20--BPJU	£217.32	RDBN20--BPSE	£217.32
Double sided	1000mm	720mm	RDBNDS10--BPIN	£227.48	RDBNDS10--BPJU	£227.48	RDBNDS10--BPSE	£227.48
Double sided	1200mm	720mm	RDBNDS12--BPIN	£256.13	RDBNDS12--BPJU	£256.13	RDBNDS12--BPSE	£256.13
Double sided	1500mm	720mm	RDBNDS15--BPIN	£263.24	RDBNDS15--BPJU	£263.24	RDBNDS15--BPSE	£263.24
Double sided	2000mm	720mm	RDBNDS20--BPIN	£391.16	RDBNDS20--BPJU	£391.16	RDBNDS20--BPSE	£391.16

SG RD BL BK WH

Please add two letter suffix in place of dashes when ordering specific colour



WALL HOOK STRIP

Cloakroom bench accessories.

- Wall fixings NOT included
- Black Polymer strips are fitted with grey hooks unless stated otherwise

Code	Type	Each
HOOK10--SH	Wall Hook Strip - 5 Hooks - W1000mm	£60.90
HOOK15--SH	Wall Hook Strip - 8 Hooks - W1500mm	£85.37
HOOK20--SH	Wall Hook Strip - 10 Hooks - W2000mm	£108.21

BP LA

Please add suffix when ordering: Black Polymer (BP), Light Ash (LA)



Single Shoe Basket

Twin Shoe Basket

SHOE BASKETS

Single silver grey robust shoe baskets - 305mm in height.

- Fixings NOT included
- Can provide extra space by adding shoe baskets

Type	Width	Single Shoe Basket			Twin Shoe Basket		
		Compartments	Code	Each	Compartments	Code	Each
Single Sided	1000mm	2	SBB10	£43.06	4	SBA10	£51.97
Single Sided	1500mm	3	SBB15	£64.59	6	SBA15	£77.95
Single Sided	2000mm	4	SBB20	£86.12	8	SBA20	£103.94
Double Sided	1000mm	4	SBB10DS	£86.12	8	SBA10DS	£103.94
Double Sided	1500mm	6	SBB15DS	£129.18	12	SBA15DS	£155.91
Double Sided	2000mm	8	SBB20DS	£172.24	16	SBA20DS	£207.88

FROM ONLY
£43.06

CLOAKROOM BENCHES

LOCKERS



Single sided Light Ash 2000mm wide overhead hanging bench



Captive coat hangers slide along a rail underneath the top shelf



Single sided Light Ash 1500mm wide overhead hanging bench



Double sided Light Ash 2000mm wide overhead hanging bench



Double sided Light Ash 2000mm wide overhead hanging bench



Single sided Black Polymer 1500mm wide overhead hanging bench



Single sided Black Polymer 2000mm wide overhead hanging bench



Double sided Black Polymer 2000mm wide overhead hanging bench



Double sided Black Polymer 1500mm wide overhead hanging bench

LIGHT ASH OVERHEAD HANGING BENCH

Single and Double Sided Overhead Hanging Benches have an overall height of 1840mm and a bench height of 475mm.

- Robust 50mm round Tubular Steel Frame
- Anti theft hangers

Code	Type	Width	Depth	Each
RDBNRL10--LASH	Single sided	1000mm	350mm	£357.59
RDBNRL15--LASH	Single sided	1500mm	350mm	£445.45
RDBNRL20--LASH	Single sided	2000mm	350mm	£613.21
RDBNRDLS10--LASH	Double sided	1000mm	720mm	£622.67
RDBNRDLS15--LASH	Double sided	1500mm	720mm	£767.90
RDBNRDLS20--LASH	Double sided	2000mm	720mm	£1,061.21

SG RD BL BK WH

Please add two letter suffix in place of dashes when ordering specific colour

BLACK POLYMER OVERHEAD HANGING BENCH

Single and Double Sided Overhead Hanging Benches have an overall height of 1840mm and a bench height of 475mm.

- Robust 50mm round Tubular Steel Frame
- Anti theft hangers

Code	Type	Width	Depth	Each
RDBNRL10--BPSH	Single sided	1000mm	350mm	£357.59
RDBNRL15--BPSH	Single sided	1500mm	350mm	£445.45
RDBNRL20--BPSH	Single sided	2000mm	350mm	£613.21
RDBNRDLS10--BPSH	Double sided	1000mm	720mm	£622.67
RDBNRDLS15--BPSH	Double sided	1500mm	720mm	£767.90
RDBNRDLS20--BPSH	Double sided	2000mm	720mm	£1,061.21

SG RD BL BK WH

Please add two letter suffix in place of dashes when ordering specific colour

FROM ONLY
£357.59

PROBE

ACCESSORIES

Cloakroom bench accessories.



Code	Type	Each
ATH	Captive Coat Hangers - Pack of 10	£30.93



Code	Type	Each
ZFB	Z Floor Bracket - allows benches to be securely fixed to the floor	£6.74

Other seating options

Our range of seating and benching also includes a range of cantilever units, seat & stands and seat units all of which can be used to enhance the changing room experience.



Locker Seat & Stand

Two hardwood slats and metal framework form a bench seat in front of the locker, allowing full height access. Complete with adjustable feet.



Low Seats

Single or Double sided



Wall Mounted Cantilever Seating



Wall Mounted Shelf & Rail

CONTACT US FOR
**FURTHER
INFORMATION**

PERSONAL EFFECTS LOCKERS

LOCKERS

TABLET LOCKERS

Increasingly popular in schools, retail stores, offices and universities. People want to re-charge their personal equipment whilst on the move. Comes with multiple doors or one door with multiple compartments.

The single door design is very suitable for an educational environment.

They come with as non-charging or charging. There is also the option to add USB charging.



CE marking is a declaration that these lockers meet all the appropriate provisions of the relevant legislation implementing certain European Directives.



Charging



Anti-Bacterial



Fire Zero



TABBOX SINGLE DOOR TABLET CHARGING LOCKERS

Single door with multi compartments, lockers are suitable for educational environments.

- Pre-drilled for nesting
- Locker dimensions H1780mm x W305mm x D370mm

Code	Type	Doors	Compartments	Each
LOW85DTCWH--C	Socket charging	1	8	£281.51
701212SD10TCWH--C	Socket charging	1	10	£435.72
701212SD15TCWH--C	Socket charging	1	15	£481.81
LOW85DTUWH--C	Socket and USB charging	1	8	£315.65
701212SD10TUWH--C	Socket and USB charging	1	10	£478.02
701212SD15TUWH--C	Socket and USB charging	1	15	£545.19

BL RD WH OR

Please add two letter suffix in place of dashes when ordering specific colour



FROM ONLY
£281.51

Single Door
Charging Tablet
Locker

TABBOX



FROM ONLY
£367.75

Vision Charging
Tablet Locker



TABBOX VISION PANEL TABLET CHARGING LOCKERS

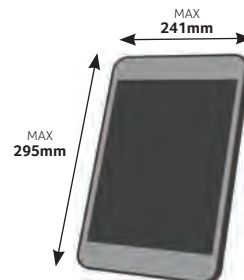
Vision panel lockers allow you to see into the locker - normally for security reasons.

- Durable powder coat finish
- Locker dimensions H1780mm x W305mm x D370mm

Code	Type	Doors	Compartments	Each
LOW8VPTCWH--C	Socket charging	8	8	£367.75
70121210VPTCWH--C	Socket charging	10	10	£524.21
70121215VPTCWH--C	Socket charging	15	15	£601.92
LOW8VPTUWH--C	Socket and USB charging	8	8	£401.80
70121210VPTUWH--C	Socket and USB charging	10	10	£566.87
70121215VPTUWH--C	Socket and USB charging	15	15	£627.33

BL RD WH OR

Please add two letter suffix in place of dashes when ordering specific colour



REMEMBER TO LEAVE
ADEQUATE SPACE FOR
THE CHARGER



Power socket available with optional
USB point



Each compartment has a rear
perforated panel for heat dissipation



FROM ONLY
£313.13

TABBOX MULTI-DOOR TABLET CHARGING LOCKERS

Multi-door multi compartment lockers - ideal for re-charging personal equipment whilst on the move.

- Available with a twin USB/3 pin socket in each compartment
- Locker dimensions H1780mm x W305mm x D370mm

Code	Type	Doors	Compartments	Each
LOW8TCWH--C	Socket charging	8	8	£313.13
70121210TCWH--C	Socket charging	10	10	£455.84
70121215TCWH--C	Socket charging	15	15	£499.85
LOW8TUWH--C	Socket and USB charging	8	8	£346.89
70121210TUWH--C	Socket and USB charging	10	10	£498.60
70121215TUWH--C	Socket and USB charging	15	15	£563.97

BL RD WH OR

Please add two letter suffix in place of dashes when ordering specific colour

FOR MORE LOCK
OPTIONS
See page 74

FROM ONLY
£246.01

TABLET STORAGE LOCKERS NON CHARGING

Multi door multi compartment lockers - ideal for small item storage.

- Locker dimensions H1780mm x W305mm x D305mm

Code	Doors	Compartments	Each
701212SD10TSWH--C	1	10	£246.01
701212SD15TSWH--C	1	15	£246.01
70121210TSWH--C	10	10	£263.25
70121215TSWH--C	15	15	£295.39

BL RD WH

Please add two letter suffix in place of dashes when ordering specific colour



PERSONAL EFFECTS LOCKERS

LOCKERS

LAPTOP LOCKERS

Offering a cost effective and secure way for storing and charging laptops. The charging locker comes with 3 pin socket in each compartment.

With appropriate locker option these are increasingly popular in Retail Store, Libraries, Educational Establishments and offices.



Charging



Anti-Bacterial



Fire Zero



CE marking is a declaration that these lockers meet all the appropriate provisions of the relevant legislation implementing certain European Directives.

LAPBOX

FOR MORE LOCK OPTIONS

See page 74

LAPBOX LAPTOP STORAGE LOCKERS

Small item storage locker - perfect for storing laptops.

- Supplied with either cam locks or hasp & staple locks as standard - other lock types are also available
- Locker dimensions H1780mm x W380mm x D460mm



FROM ONLY
£276.⁰³

Code	Doors	Compartments	Each
701518SD10LSWH--C	1	10	£276.03
701518SD15LSWH--C	1	15	£321.14
LOW8SDLSWH--C	1	8	£267.44
70151810LSWH--C	10	10	£287.84
70151815LSWHB--C	15	15	£332.95

BL RD WH OR

Please add two letter suffix in place of dashes when ordering specific colour



Standard 3 pin socket in each compartment



REMEMBER TO LEAVE ADEQUATE SPACE FOR THE CHARGER



LAPBOX LAPTOP CHARGING LOCKERS

Laptop charging lockers are increasingly popular in schools, retail stores, offices and universities.

- Standard 3 pin socket in each compartment
- Locker dimensions H1780 x W380 x D525mm

Code	Type	Doors	Compartments	Each
LOW8SDLCWH--C	Socket charging	1	8	£356.21
701518SD10LCWH--C	Socket charging	1	10	£503.14
701518SD15LCWH--C	Socket charging	1	15	£564.37
70151810LCWH--C	Socket charging	10	10	£522.59
70151815LCWH--C	Socket charging	15	15	£565.85

BL RD WH OR

Please add two letter suffix in place of dashes when ordering specific colour

FROM ONLY
£356.²¹



LAPBOX TOOL CHARGING LOCKERS

Tool charging locker are ideal for industrial and construction environments where tools need re-charging during the course of a day.

- Single power socket in each compartment
- Locker dimensions H1780mm x W380mm x D460mm



FROM ONLY
£261.⁸⁶

Code	Type	Doors	Compartments	Each
RECHARGE4SG--C	Socket charging	4	4	£261.86

BK BL GN RD SG WH YW

Please add two letter suffix in place of dashes when ordering specific colour



Multi-door Locker



Wallet Locker

FROM ONLY
£158.²⁵

PROBE PERSONAL EFFECTS LOCKERS

Steel Lockers available with different door variations. They can be bolted together in stacks

- 8 Door lockers are ideal to hold wallets, handbags and purses

Code	Type	Doors	Height	Width	Depth	Each
20MULTIDOORSG--C	Multi-door Locker	20	940mm	900mm	380mm	£300.00
WALLET8SG--C	Wallet Locker	8	1000mm	250mm	180mm	£158.25

BK BL GN RD SG WH YW

Please add two letter suffix in place of dashes when ordering specific colour

STACKABLE STRAPS KIT FOR PROBE PERSONAL EFFECTS LOCKERS

Lockers can be bolted together into multi-door stacks

Code	Type	Each
STACKS TRAPS	Stackable straps kit for 20 multi-door locker, including fixings	£14.08

SPECIALIST LOCKERS

LOCKERS

VISION PANEL LOCKERS

As the name suggests, Vision panel lockers allow for the inspection of stored items whilst providing a secure storage solution.

The lockers incorporate a toughened polycarbonate viewing panel set within a steel door with an all-round strengthened edge, allowing inspection of each locker compartment.

This prevents lockers being used as a hiding place for stolen items and for high security or public spaces ensures locker contents can be viewed at all times.

Available in a range of sizes and colours.



PROBE

PROBE CLEAR DOOR LOCKERS

Vision panel lockers - available in a range of sizes and options to suit all requirements.

- Steel doors with polycarbonate windows provide for an easy and quick inspection
- Lockers are 305mm in width



Height	Depth	Doors	Clear Door Lockers		With Sloping Tops	
			Code	Each	Code	Each
1780mm	305mm	1	VP-12121SG--C	£142.74	VP-12121STSG--C	£153.65
1780mm	305mm	2	VP-12122SG--C	£162.57	VP-12122STSG--C	£173.49
1780mm	305mm	3	VP-12123SG--C	£173.54	VP-12123STSG--C	£184.46
1780mm	305mm	4	VP-12124SG--C	£184.08	VP-12124STSG--C	£194.99
1780mm	305mm	5	VP-12125SG--C	£199.78	VP-12125STSG--C	£210.69
1780mm	305mm	6	VP-12126SG--C	£222.73	VP-12126STSG--C	£233.64
1780mm	460mm	1	VP-12181SG--C	£160.21	VP-12181STSG--C	£171.12
1780mm	460mm	2	VP-12182SG--C	£175.52	VP-12182STSG--C	£186.43
1780mm	460mm	3	VP-12183SG--C	£193.03	VP-12183STSG--C	£203.94
1780mm	460mm	4	VP-12184SG--C	£201.08	VP-12184STSG--C	£212.00
1780mm	460mm	5	VP-12185SG--C	£213.25	VP-12185STSG--C	£224.16
1780mm	460mm	6	VP-12186SG--C	£235.04	VP-12186STSG--C	£245.96



Please add two letter suffix in place of dashes when ordering specific colour

FOR MORE LOCK
OPTIONS
See page 74



LINK INSIGHT LOCKERS

Insight lockers ensure that contents stored inside can be seen - often used in retail and schools.

- Steel lockers with clear doors for easy visibility and inspection
- Finished with an antibacterial coating to provide protection against microbes, such as bacteria and mould
- Locker dimensions H1800mm x W300mm

Code	Doors	Depth	Each
B12212GU--00IP	2	300mm	£147.02
B12512GU--00IP	2	450mm	£162.04
B12612GU--00IP	2	500mm	£166.93
B12213GU--00IP	3	300mm	£165.81
B12513GU--00IP	3	450mm	£180.67
B12613GU--00IP	3	500mm	£188.08
B12214GU--00IP	4	300mm	£174.78
B12514GU--00IP	4	450mm	£190.33
B12614GU--00IP	4	500mm	£197.56
B12216GU--00IP	6	300mm	£229.63
B12516GU--00IP	6	450mm	£246.59
B12616GU--00IP	6	500mm	£254.42
B12218GU--00IP	8	300mm	£275.15
B12518GU--00IP	8	450mm	£295.46
B12618GU--00IP	8	500mm	£309.00

FROM ONLY
£147.02



Bespoke Solution?



Need help in designing your changing room facilities? Take a look at our project pages to see how we can help

SEE PAGE 76



Please add two letter suffix in place of dashes when ordering specific colour

PERFORATED & PUNCHED DOOR LOCKERS

Perforated and Punched door lockers feature holes for ventilation.

Perforated panels on lockers are particularly useful when damp clothes or odours pose a problem – in settings where uniforms must be stored or personal items such as boots, bike helmets and school PE clothing.

Punched doors feature larger holes which gives visual access to the contents of the locker whilst still providing secure storage and additional ventilation.

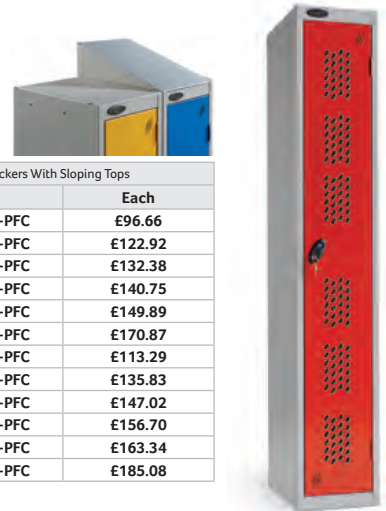


PROBE

PROBE PERFORATED DOOR LOCKERS

Durable steel lockers, with perforated doors in a range of sizes and options to suit all requirements.

- Supplied with cam locks as standard - other lock types are also available
- Lockers are 305mm in width



Probe Perforated Door Lockers				Probe Perforated Door Lockers With Sloping Tops			
Depth	Doors	Height	Code	Each	Height	Code	Each
305mm	1	1780mm	7012121SG--PFC	£85.20	1930mm	7012121STSG--PFC	£96.66
305mm	2	1780mm	7012122SG--PFC	£111.46	1930mm	7012122STSG--PFC	£122.92
305mm	3	1780mm	7012123SG--PFC	£120.92	1930mm	7012123STSG--PFC	£132.38
305mm	4	1780mm	7012124SG--PFC	£129.29	1930mm	7012124STSG--PFC	£140.75
305mm	5	1780mm	7012125SG--PFC	£138.43	1930mm	7012125STSG--PFC	£149.89
305mm	6	1780mm	7012126SG--PFC	£159.41	1930mm	7012126STSG--PFC	£170.87
460mm	1	1780mm	7012181SG--PFC	£101.83	1930mm	7012181STSG--PFC	£113.29
460mm	2	1780mm	7012182SG--PFC	£124.37	1930mm	7012182STSG--PFC	£135.83
460mm	3	1780mm	7012183SG--PFC	£135.56	1930mm	7012183STSG--PFC	£147.02
460mm	4	1780mm	7012184SG--PFC	£145.24	1930mm	7012184STSG--PFC	£156.70
460mm	5	1780mm	7012185SG--PFC	£151.88	1930mm	7012185STSG--PFC	£163.34
460mm	6	1780mm	7012186SG--PFC	£173.62	1930mm	7012186STSG--PFC	£185.08



Please add two letter suffix in place of dashes when ordering specific colour



FOR MORE LOCK
OPTIONS
See page 74



FROM ONLY
£131.13

LINK PERFORATED DOOR LOCKERS

With multi-perforations in the door these 1-6 door lockers are ideal for keeping items secure but ventilated.

- Finished with an antibacterial coating, great for schools and restaurants
- Supplied with cam or hasp & staple locks as standard - other lock types available
- Lockers are 1800mm in height

FROM ONLY
£89.69

Code	Doors	Width	Depth	Each
B12211GU--00A	1	300mm	300mm	£89.69
B12511GU--00A	1	300mm	450mm	£103.02
B15511GU--00A	1	450mm	450mm	£127.55
B12212GU--00A	2	300mm	300mm	£99.09
B12512GU--00A	2	300mm	450mm	£112.63
B15512GU--00A	2	450mm	450mm	£140.72
B12213GU--00A	3	300mm	300mm	£116.23
B12513GU--00A	3	300mm	450mm	£131.13
B15513GU--00A	3	450mm	450mm	£157.77
B12214GU--00A	4	300mm	300mm	£125.96
B12514GU--00A	4	300mm	450mm	£141.51
B15514GU--00A	4	450mm	450mm	£169.70
B12216GU--00A	6	300mm	300mm	£154.03
B12516GU--00A	6	300mm	450mm	£170.99
B15516GU--00A	6	450mm	450mm	£205.57



Please add two letter suffix in place of dashes when ordering specific colour



LINK PUNCHED DOOR LOCKERS

3 or 4 door Punched Locker - designed to allow visual access to the locker whilst providing secure storage.

- Steel lockers with large security door perforations
- 1800mm in height, supplied with cam lock and 2 keys

Code	Width	Depth	Doors	Each
B12513GU--00N	300mm	450mm	3	£131.13
B12514GU--00N	300mm	450mm	4	£141.51
B13514GU--00N	380mm	450mm	4	£160.77



Please add two letter suffix in place of dashes when ordering specific colour



Add some benching?

Complete your changing room facilities by choosing from our seating or benching range



SEE PAGE 60

SPECIALIST LOCKERS

MESH LOCKERS

Wire mesh lockers create a secure facility for staff personal effects equipment whilst allowing visibility and air circulation.

These are ideal for many industries particularly food and construction. Offering visibility; while maintaining security they come in an electroplated bright zinc finish; with or without doors.

They provide increased safety and tidiness by eliminating the possibility of litter and other items being stored on the top of the locker.



MESH LOCKERS

Wire mesh lockers are electroplated zinc with clear coat of lacquer and ideal for hosing down for total cleaning or use where air flow and ventilation is required.

- Doors accept padlocks (not included)
- Single and two door lockers have a 3 point locking and coat hooks
- Dimensions H1980mm x W305mm

Depth	Doors	Single Lockers		Nest of 2		Nest of 3	
		Code	Each	Code	Each	Code	Each
305mm	1	010BZP0002	£144.90	010BZP0004	£264.60	010BZP0006	£372.75
305mm	2	010BZP0020	£148.05	010BZP0022	£268.80	010BZP0024	£391.65
305mm	3	010BZP0038	£153.30	010BZP0040	£289.80	010BZP0042	£421.05
305mm	4	010BZP0056	£168.00	010BZP0058	£308.70	010BZP0060	£450.45
305mm	6	010BZP0074	£190.05	010BZP0076	£364.35	010BZP0078	£534.45
457mm	1	010BZP0014	£157.50	010BZP0016	£282.45	010BZP0018	£404.25
457mm	2	010BZP0032	£158.55	010BZP0034	£300.30	010BZP0036	£437.85
457mm	3	010BZP0050	£171.15	010BZP0052	£321.30	010BZP0054	£470.40
457mm	4	010BZP0068	£179.55	010BZP0070	£342.30	010BZP0072	£501.90
457mm	6	010BZP0086	£203.70	010BZP0088	£397.95	010BZP0090	£585.90



FROM ONLY
£250⁹⁵

MESH MULTI COMPARTMENT LOCKERS WITHOUT DOORS

Wire mesh lockers are electroplated zinc with clear coat of lacquer and ideal for hosing down for total cleaning or use where air flow and ventilation is required.

- Doors accept padlocks (not included)
- Single and two door lockers have a 3 point locking and coat hooks
- Lockers are 1390mm in height

Code	Width	Depth	Compartments	Each
010BZP0157	770mm	305mm	40	£341.25
010BZP0159	770mm	457mm	40	£375.90
010BZP0145	935mm	305mm	12	£250.95
010BZP0151	935mm	457mm	12	£283.50
010BZP0147	1240mm	305mm	16	£329.70
010BZP0153	1240mm	457mm	16	£354.90
010BZP0149	1545mm	305mm	20	£369.60
010BZP0155	1545mm	457mm	20	£407.40



FROM ONLY
£373⁸⁰

MESH MULTI COMPARTMENT LOCKERS

Wire mesh lockers are electroplated zinc with clear coat of lacquer and ideal for hosing down for total cleaning or use where air flow and ventilation is required.

- Lockers come with hasp & staple locks - doors accept padlocks (not included)
- Single and two door lockers have a 3 point locking and coat hooks
- Lockers are 1390mm in height

Code	Width	Depth	Doors	Compartments	Each
010BZP0158	770mm	305mm	2	40	£427.35
010BZP0160	770mm	457mm	2	40	£470.40
010BZP0146	935mm	305mm	12	12	£373.80
010BZP0152	935mm	457mm	12	12	£406.35
010BZP0148	1240mm	305mm	16	16	£475.65
010BZP0154	1240mm	457mm	16	16	£527.10
010BZP0150	1545mm	305mm	20	20	£581.70
010BZP0156	1545mm	457mm	20	20	£640.50

SPACE SAVING LOCKERS

If you are looking for lockers for the workplace or school and you are limited on space, then this range of lockers is for you
POD lockers have a unique space saving design can reduce floor space use by 70%.

Full Height Z Lockers and Slimline lockers are an efficient way of saving floor space whilst maximising height. Also see our Super Slim Twin lockers on page 22.

Remember often two or three people can utilise the same locker at different times of the day

If there is not a lot to be stored you can always use half height lockers to double up capacity.

PROBE



LOCKER PODS

Choice of 7 or 11 seed space saving pods. Optional rotating bases and sloping top canopies available. The locker pods are 7 or 11 individual small seeds connected together to form a 7 or 11 seed locker.

- These unique pods are designed to maximise compartment numbers in your locker room
- Supplied with cam locks as standard - other lock types are also available
- Locker Pods are all 1780mm in height and 460mm in depth

Code	Type	Width	Doors	Compartments	Each
PD-7018181SG--C	7 Seed	460mm	1	7	£922.78
PD-7018182SG--C	7 Seed	460mm	2	14	£1,116.68
PD-7018183SG--C	7 Seed	460mm	3	21	£1,204.85
PD-7018184SG--C	7 Seed	460mm	4	28	£1,290.21
PD-7018186SG--C	7 Seed	460mm	6	42	£1,714.74
PD-7012181SG--C	11 Seed	305mm	1	11	£1,221.43
PD-7012182SG--C	11 Seed	305mm	2	22	£1,491.64
PD-7012183SG--C	11 Seed	305mm	3	33	£1,627.31
PD-7012184SG--C	11 Seed	305mm	4	44	£1,742.01
PD-7012185SG--C	11 Seed	305mm	5	55	£1,821.67
PD-7012186SG--C	11 Seed	305mm	6	66	£2,082.34

BK BL GN RD SG WH YD

Please add two letter suffix in place of dashes when ordering specific colour



SLIM LOCKER NESTS

A nest of 2-4 - 1 door slimline lockers is an effective use of a small space.

- Nesting units represent a best value solution
- Finished with an antibacterial coating to provide protection against microbes and mould
- Locker width is 225mm

Height	Depth	Type	Nest of 2		Nest of 3		Nest of 4	
			Code	Each	Code	Each	Code	Each
1800mm	450mm	Flat top	B11521GU--00	£157.73	B11531GU--00	£228.58	B11541GU--00	£298.45
1987mm	450mm	Sloping Top	B11521GUC--00ST	£175.34	B11531GU--00ST	£255.02	B11541GU--00ST	£348.66
1800mm	500mm	Flat top	B11621GU--00	£167.40	B11631GU--00	£242.04	B11641GU--00	£316.07
2007mm	500mm	Sloping Top	B11621GU--00ST	£189.78	B11631GU--00ST	£275.59	B11641GU--00ST	£360.80

CF GU HY PD RD YD

Please add two letter suffix in place of dashes when ordering specific colour

Z LOCKERS

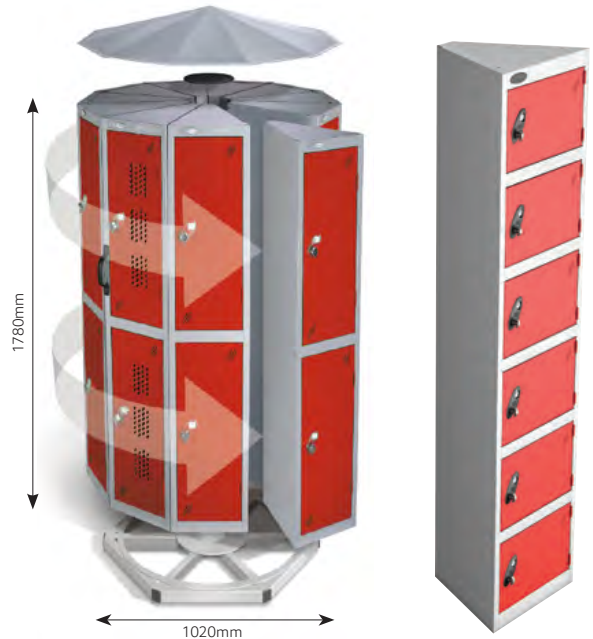
Ideal for when space is at a premium and designed so that each locker compartment can comfortably hang up a coat.

- Fitted with two internal clothes hooks
- Also available with laminate doors in a range of colours
- Locker height 1800mm

Code	Width	Depth	Doors	Each
LZD183045--X	300mm	450mm	2	£239.83
LZD184545--X	450mm	450mm	2	£263.24

BX GX LX RX UX YX

Please add two letter suffix in place of dashes when ordering specific colour



Pods can be mounted onto optional bases that let the unit rotate, allowing Pods to be positioned close together or against a wall to save further space. An inertia brake system is incorporated.

1 to 6 door seeds are available in 2 sizes, making up 7 or 11 seed pods

PHONE FOR
FURTHER INFORMATION
and other door
configurations

LINKS1

FROM ONLY
£298.45



GARMENT LOCKERS

GARMENT LOCKERS

Managing the issue of workplace clothing is an essential part of hygiene procedure in many sectors; including food and drink manufacturing, healthcare and pharmaceuticals.

Garment Dispenser and Collector units come in 1,5,10,15,20 door lockers for dispensing and collecting garments and safety equipment. They are often used in food and heavy industrial environments

Clean and dirty lockers separate clothing with handy compartments including vertical divider and top storage section. They do not allow for collection. They are ideal for factory environments.



FOR MORE LOCK
OPTIONS
See page 74

PERSONAL WORKWEAR LOCKERS

Personal workwear lockers to keep clothing and personal possessions safe secure and out of sight.

- Personal workwear storage locker with multiple compartments
- Double-width top shelf, shoe compartment and hanging space
- H1800mm x W380mm x D450mm

Code	Width	Doors	Compartments	Each
B1351LGU--00PW	380mm	2	4	£170.43

CF GU HY PD RD YD

Please add two letter suffix in place of dashes when ordering specific colour

FROM ONLY
£170.43



Top compartment can be opened independently of the main locker to allow clean work wear to be deposited by a laundry service



FROM ONLY
£141.96

LINK UNIFORM LOCKER

Uniform locker with multiple inner compartments for storing work wear and personal items safely and securely.

- One double-width top shelf four right-side compartments and one main hanging section
- Locker dimensions are H1800mm x W450mm x D450mm

Code	Width	Doors	Compartments	Each
B1551NGU--00	450mm	1	6	£141.96

CF GU HY PD RD YD

Please add two letter suffix in place of dashes when ordering specific colour



PROBE

FROM ONLY
£155.40

PROBE UNIFORM LOCKERS

Uniform lockers with multiple inner compartments for storing work wear and personal items safely and securely.

- Supplied with either cam locks or hasp & staple locks as standard - other lock types are also available
- Locker dimensions W450mm x D450mm

Code	Type	Height	Doors	Each
701818UNSG--C	Flat top	1780mm	1	£155.40
701818UNSTSG--C	Sloping top	1930mm	1	£166.31

BK BL GN RD SG WH YW

Please add two letter suffix in place of dashes when ordering specific colour



PROBE

FROM ONLY
£177.04

PROBE 2 PERSON LOCKERS

2 Person steel lockers popular in areas where space is a premium.

- Durable powder coat finish
- Locker dimensions W450mm x D450mm

Code	Type	Height	Doors	Compartments	Each
2P701818SG--C	Flat top	1780mm	2	4	£177.04
2P701818STSG--C	Sloping top	1930mm	2	4	£182.95

BK BL GN RD SG WH YD

Please add two letter suffix in place of dashes when ordering specific colour



FROM ONLY
£167.16

LINK 2 PERSON LOCKER

2-person lockers featuring separate compartments with separate keys for two people.

- Handy storage compartments with coat hook and rail
- Cam lock supplied with 2 keys
- H1800mm x W450mm x D450mm

Code	Width	Doors	Compartments	Each
B15514GU--TCL	450mm	4	4	£167.16

CF GU HY PD RD YD

Please add two letter suffix in place of dashes when ordering specific colour



GARMENT LOCKERS

LOCKERS



PROBE GARMENT DISPENSER & COLLECTORS

Flat and sloping top metal garment lockers are used to distribute clean and dirty overalls and workwear.

- Suitable for the manufacturing, pharmaceutical and food industries
- Supplied with camlocks as standard other lock types available
- Locker dimensions W380mm x D460mm

FROM ONLY
£183.28

Code	Type	Height	Doors	Compartments	Each
BULKSG--C	Collector	1780mm	1	1	£183.28
GD5SG--C	Dispenser	1780mm	5	5	£217.88
GD10SG--C	Dispenser	1780mm	10	10	£273.15
GD15SG--C	Dispenser	1780mm	15	15	£328.79
BULKSTSG--C	Collector with Sloping Top	1930mm	1	1	£194.19
GD5STSG--C	Dispenser with Sloping Top	1930mm	5	5	£228.79
GD10STSG--C	Dispenser with Sloping Top	1930mm	10	10	£284.06
GD15STSG--C	Dispenser with Sloping Top	1930mm	15	15	£339.70



Please add two letter suffix in place of dashes when ordering specific colour



LINK GARMENT DISPENSER & COLLECTORS

Garment Dispenser and Collector - 1,5,10,15,20 door lockers for dispensing and collecting garments and safety equipment.

- Coated with an antibacterial protection - for maximum hygiene
- Conforms to BS4680 specification for clothing lockers - used in the laundry and hotel industries
- Locker dimensions W381mm x D457mm

FROM ONLY
£132.42

LINK

Code	Type	Height	Doors	Compartments	Each
D151801A01GU--	Collector	1778mm	1	1	£132.42
D151805A01GU--	Dispenser	1778mm	5	5	£193.86
DDC1805A01GU--	Dispenser and Collector	1778mm	5	5	£215.75
D151810A01GU--	Dispenser	1778mm	10	10	£244.83
DDC1810A01GU--	Dispenser and Collector	1778mm	10	10	£282.73
D151815A01GU--	Dispenser	1778mm	15	15	£308.72
D151820A01GU--	Dispenser	1778mm	20	20	£384.26



Please add two letter suffix in place of dashes when ordering specific colour



LINK CLEAN & DIRTY LOCKER

Keeps clean and dirty clothing separate with handy separate compartments including vertical divider and top storage section.

- Coated with an antibacterial protection - for maximum hygiene
- Coat rail and double coat hook
- Separate compartments

Code	Height	Width	Depth	Doors	Compartments	Each
B1551DGU--00	1800mm	450mm	450mm	1	3	£124.92



Please add two letter suffix in place of dashes when ordering specific colour



PROBE CLEAN & DIRTY LOCKERS

Keeps clean and dirty clothing separate with handy separate compartments including vertical divider and top storage section

- Coated with an antibacterial protection vital when dirty and clean clothes are being stored
- Coat rail and double coat hook
- Separate compartments

Code	Height	Width	Depth	Type	Doors	Compartments	Each
701818CDSG--C	1780mm	460mm	460mm	Flat top	1	3	£137.82
701818CDSTSG--C	1930mm	460mm	460mm	Sloping top	1	3	£148.73



Please add two letter suffix in place of dashes when ordering specific colour



TWIN LOCKERS

Locker dimensions W450mm x D450mm

Code	Type	Height	Doors	Compartments	Each
TW701818SG--C	Flat top	1780mm	2	2	£160.17
TW701818STSG--C	Sloping top	1930mm	2	2	£171.08



Please add two letter suffix in place of dashes when ordering specific colour



ULTRA SLIM TWIN LOCKERS

Locker dimensions W305mm x D460mm

Code	Type	Height	Doors	Compartments	Each
UST701218SG--C	Flat top	1780mm	2	2	£132.67
UST701218STSG--C	Sloping top	1930mm	2	2	£143.51



Please add two letter suffix in place of dashes when ordering specific colour

GARMENT LOCKERS

LOCKERS

POLICE, CREW & PPE LOCKERS

Police and Crew lockers are designed to accommodate uniforms and bulkier items; including a top shelf for storing hats and boots.

In the case of the Police Locker these are specifically designed to handle Airwaves and CS Canisters and Body Armour.



LINK51

LINK POLICE STANDARD LOCKERS

Standard Police Lockers for functional, spacious and secure storage.

- Hard wearing all steel lockers that have been built to last
- Fixed and sturdy top shelf, heavy duty hanging rail and coat hook for easy clothes storage

Code	Height	Width	Depth	Each
B1581PGU--00P0	1800mm	450mm	600mm	£155.62
B1881PGU--00P0	1800mm	600mm	600mm	£176.04

CF GU HY PD RD YD

Please add two letter suffix in place of dashes when ordering specific colour



LINK51

LINK POLICE LOCKERS WITH LOCKABLE CUBE

Police Lockers for functional, spacious and secure storage with a lockable cube.

- Separate lockable compartment
- Covered with antibacterial coating to help protect against harmful bacteria
- Conforms to BS4680

Code	Height	Width	Depth	Each
B1581PGU--00P2	1800mm	450mm	600mm	£193.56
B1881PGU--00P2	1800mm	600mm	600mm	£209.61

CF GU HY PD RD YD

Please add two letter suffix in place of dashes when ordering specific colour



LINK51

POLICE LOCKERS CS CANISTER HOLDER

Police Lockers for functional, spacious and secure storage with CS Canister Holder.

- Internal holder for CS canister
- Tough top shelf with hanging rail beneath
- Antibacterial coated to help protect against bacteria

Code	Height	Width	Depth	Each
B1581PGU--00P1	1800mm	450mm	600mm	£164.52
B1881PGU--00P1	1800mm	600mm	600mm	£186.12

CF GU HY PD RD YD

Please add two letter suffix in place of dashes when ordering specific colour



LINK51

LINK POLICE LOCKERS AIRWAVES & CS CANISTER HOLDER

Police Lockers are spacious and allow for secure storage with airwaves and CS Canister Holder as well as body armour

- Separate compartment for Airwaves and CS canister
- Internal upper shelf and hanging rail
- Top and lower air vents/visibility grids

Code	Height	Width	Depth	Each
B1581PGU--00P3	1800mm	450mm	600mm	£201.57
B1881PGU--00P3	1800mm	600mm	600mm	£218.27

CF GU HY PD RD YD

Please add two letter suffix in place of dashes when ordering specific colour

GARMENT LOCKERS

LOCKERS



LINK CREW LOCKER

Extra wide locker for storing personal clothing and work wear.

- Extra wide size for easy storage
- One top shelf two separate hanging compartments one bottom shelf
- Coated in an antibacterial covering

Code	Height	Width	Depth	Each
B1881PGU--00C0	1800mm	600mm	600mm	£192.77



Please add two letter suffix in place of dashes when ordering specific colour

FROM ONLY
£192.77



PROBE

PROBE CREW LOCKERS

Extra wide locker for storing personal clothing and work wear.

- Supplied with 2 Point locking Key lock

Code	Type	Height	Width	Depth	Each
HCAP2418SG--2PLK	Flat top	1780mm	610mm	460mm	£230.31
HCAP2418STSG--2PLK	Sloping top	1930mm	610mm	460mm	£241.22



Please add two letter suffix in place of dashes when ordering specific colour

FROM ONLY
£230.31



FOR MORE LOCK
OPTIONS
See page 74

PROBE

PPE LOCKERS

PPE steel lockers in a range of sizes and options to suit all requirements

- Supplied with either cam locks or hasp & staple locks as standard - other lock types are also available
- Coated with an antibacterial protection - for maximum hygiene
- Lockers are 305mm in width

Probe PPE Lockers				Probe PPE Lockers With Sloping Tops			
Depth	Compartments	Height	Code	Each	Height	Code	Each
305mm	1	1780mm	PPE7012121SGBLC	£102.67	1930mm	PPE7012121STSGBLC	£113.59
305mm	2	1780mm	PPE7012122SGBLC	£149.21	1930mm	PPE7012122STSGBLC	£160.17
305mm	3	1780mm	PPE7012123SGBLC	£179.75	1930mm	PPE7012123STSGBLC	£190.71
305mm	4	1780mm	PPE7012124SGBLC	£209.25	1930mm	PPE7012124STSGBLC	£220.21
305mm	5	1780mm	PPE7012125SGBLC	£239.48	1930mm	PPE7012125STSGBLC	£250.44
460mm	1	1780mm	PPE7012181SGBLC	£118.52	1930mm	PPE7012181STSGBLC	£129.47
460mm	2	1780mm	PPE7012182SGBLC	£161.51	1930mm	PPE7012182STSGBLC	£172.47
460mm	3	1780mm	PPE7012183SGBLC	£193.70	1930mm	PPE7012183STSGBLC	£204.65
460mm	4	1780mm	PPE7012184SGBLC	£224.44	1930mm	PPE7012184STSGBLC	£235.40
460mm	5	1780mm	PPE7012185SGBLC	£252.29	1930mm	PPE7012185STSGBLC	£263.25




CASE STUDY

When items to be stored in lockers have a very specific purpose a bespoke solution is often required. A prime example of this can be found in the problem faced by West Yorkshire Police in the storage of police support equipment (PSU).

The solution combined lockers with units that were purpose designed to accommodate personal issue PSU equipment. The mesh cages are located directly underneath the full height lockers which themselves provide both changing and shelf storage.

Separate female and male changing areas have now been fitted with individual locker and PSU cages that carry up to date personal issue equipment as specified by the Home Office. Both lockers and cages are accessible via keys assigned to individual officers.

The majority of the facility also benefits from wooden bench seating to complement the locker installation and deliver a comfortable changing environment.



LOCKERS

LOCKER ACCESSORIES

PROBE WASHERS, NUTS & BOLTS

Washers, Nuts & Bolts for Probe lockers.

Code	Type	Each
NB100	Nesting Nuts and Bolts - Pack of 100	£10.20
PNNB	Plastic Nesting Nut and Bolt sets, Incl Rubber Sealing Washers - Pack of 100	£15.72

LINK LOCKER MASTER KEYS

Master Key For Link Lockers

- Please note these will be delivered separately (for security reasons)

E270ER	£10.00
--------	--------

PROBE LOCKER MASTER KEYS

Master Key For Probe Lockers.

- Please note these will be delivered separately (for security reasons)

CMK	£10.00
-----	--------



STANDARD LOCK OPTIONS

No cost option. Just specify lock choice at time of order.

PROBE



Lockers are supplied with a micro sprung 10 disc lock.

Supplied with 2 keys. A master key is available.

LINK51



Lockers are fitted with a deadlock as standard.

Supplied with 2 keys. A master key is available.



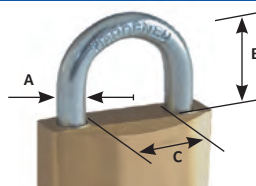
A Hasp & Staple padlock fitting (padlock not included) can be fitted as an alternative to a disc lock at no extra cost.



A Hasp & Staple padlock fitting (padlock not included) can be fitted as an alternative to a deadlock at no extra cost.

PADLOCK SPECIFICATION

We recommend the use of padlocks with the following dimensions:



PROBE

	Minimum	Maximum
Shackle Diameter (A)	6mm	7.5mm
Top Dimension (B)	19mm	25mm
Shackle Internal (C)	19mm	25mm

LINK51

	Minimum	Maximum
Shackle Diameter (A)	6mm	7.5mm
Top Dimension (B)	19mm	25mm
Shackle Internal (C)	19mm	25mm

LOCKER LOCK OPTIONS

PROBE TABBOX LAPBOX



When considering a lock type, you'll need to consider security, convenience, on-site management and ultimately what is best for your environment. Our range of optional locks will cover all requirements. Ring us for details and pricing.

A COIN/TOKEN RETURN LOCK

Ideal when lockers have 'shared' users. The key is released when coin (£/€) or token is inserted. Key is captive again when the door is reopened and the coin/token is returned to the user.

B COIN/TOKEN RETAIN LOCK

Generates revenue from 'shared' user lockers. The key is released when coin (£/€) or token is inserted. Key is captive again when the door is reopened. Coin/token is retained in the box.

C COMBINATION LOCK

The Probe 4 digit code combination lock has 10,000 possible combinations, making losing keys a thing of the past. Suitable for multi user applications. Master override key sold separately.

D DIGITAL COMBINATION LOCK

Simple-to-use, battery-operated keyless lock. Can be programmed for dedicated single-user or multi-user 'open access' mode. Personal entry code can be set and changed, whilst a master key ensures supervisor access. Can be used vertically or horizontally.

E FOUR TUMBLER COMBINATION LOCK

Ideal for facilities where keys are not desirable. The lock can be reset whenever it is open. This allows the locker to be used by several people at different times throughout.

F TRANSPONDER LOCK

A keyless locking system where the user bracelet is paired to an electronic lock. If the bracelet is lost, a new one is easily reprogrammed. This solution is perfect for gyms, sport centres and many other leisure facilities.



LINK51

CONTACT US TO DISCUSS YOUR REQUIREMENTS



LOCKER ROOM DESIGN TIPS

FEATURES OF THE LOCKER ROOM

The size, location, fixtures & fittings of the area or room designated for the lockers will affect the positioning and layout of the lockers. Take into account the following:

- **Is the room or area large enough** to accommodate the number (and size) of lockers required, whilst still leaving enough space for users to have easy access?
Note: ensure that the space is not confined, making the lockers awkward or uncomfortable to use, and the room potentially hazardous in an emergency evacuation situation (in response to a fire alarm, for example).
- **Is the room or area accessible** to groups of people who may all arrive at one time? Are any adjacent corridors, stairs or lifts easy to get to and move through? Is the room readily accessible for delivery and installation of the lockers?



- Take into account the **position of doors and windows** and their effect on the locker layout.
Note: the position of fixtures and fittings which could either obstruct the lockers or be obstructed by them. For example: ceiling pillars, low ceilings, alcoves, beams, skirting boards, radiators & heating pipes, light switches, sockets and other power outlets, lighting fixtures, ventilators and air-conditioning units, any access to service points.
- **Check the condition of the floor** - What is it made of? Is the surface suitable and in good condition? Is it level: lockers should always be located on a level, even floor. If there is significant slope, consider locating the lockers on support frames with adjustable feet.



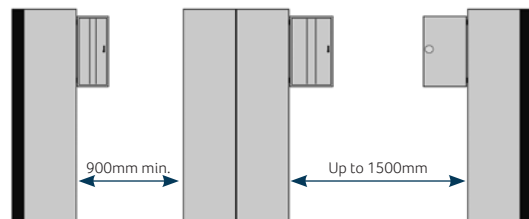
- **How are the floors cleaned?** Even in a generally 'dry' changing area, the floor may be washed or mopped down from time to time. Where floors may be left damp for some time and on a regular basis, consider raising the lockers on a support frame which has a protective finish against corrosion.
- **Assess the lighting** - ill-lit locker rooms can appear oppressive and unwelcoming. Carefully assess the positioning of lockers and their effect on lighting - avoid creating areas of dark or shadow in the room, particularly in corners. If there is natural light, make the best use of it.
How is the artificial light provided? Will it conflict with the locker layout? If so, can the lighting be altered or the locker layout changed?



LOCKER RUN SPACING


Lockers standing on the floor should be positioned so that there is a clear space or aisle at least 900mm wide - but preferably 1000mm - between the locker fronts and the opposing fixture - this could be a parallel run of lockers, or a corridor wall. Always allow clearance for wide-open doors - this varies according to the locker width.

Where space is available, the width of the aisle can be increased up to 1500mm where facing lockers are likely to be used simultaneously.



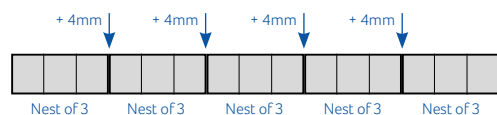
Lockers standing on support frames fitted with a seat should have a minimum aisle width of 900-1000mm between seats, but a spacing of 1200mm is desirable if facing lockers are to be used simultaneously.

Where the siting of lockers against a wall is impeded by the presence of skirting boards, floor coving or central heating pipes, stands can be used to raise the lockers clear of the obstruction. The rear leg of the stand can be inset to avoid the obstruction.



OVERALL DIMENSION

When planning a locker room layout, allowance should also be made for the incremental increase in the overall length of locker runs, where nested units are butted together. 2mm is added to the overall length at each point where two nested units join together (refer to example illustrated, below).



LOCKERS

LOCKER SOLUTIONS FOR EDUCATION

We can help you deliver the right solution to your locker requirements across all age groups.

We ensure your facility can accommodate the peak flow of pupils as the move between classes room, that seating and benching are able to cater for several people at a time and that their possessions are keep secure.

We also can offer various complementary products for use around various departments, such as tablet/laptop charging lockers in IT, hazardous substance cupboards in science labs and janitorial cupboards for caretakers.



Charging facilities for tablets or laptops



Secure storage for First Aid supplies



In primary schools replacing hooks and pegs with lockers can reduce risks such as trip hazards, children losing clothing and blocked emergency exits. To better suit these younger children range of half height and three quarter lockers are the best option. These lockers stand at a slightly shorter height than regular full size models and can be supplied with easy access magnetic locks.



As pupils move into secondary and higher education the amount of items required to be carried increases the usage of lockers. To meet these more arduous demands our range of laminate lockers deliver durability in a wide range of configurations colours and finishes.



In higher education there has been a tremendous investment in on-campus amenities, to provide a range of fitness activities and facilities for students. Designing user friendly, secure facilities enhances the students environment and experience.



For where space is at a premium, using weatherproof plastic lockers and moving them outside could be the solution. These lockers are also great for wet areas changing rooms offering a practical and colourful solution.



Integrated or stand alone seating and benching can enhance the changing room facility. We can offer solutions in a range of different seat heights to meet different age groups.

LOCKER SOLUTIONS FOR INDUSTRY


We can help you create a fully-fitted changing area complete with personal storage staff lockers and bench seating for your workforce. Our work wear lockers are particularly useful in the food and drink industry, providing the perfect place for staff to store their personal items, overalls and uniforms at the beginning and end of every shift.



Dispensing and collection of clean and dirty work wear is an important issue for the food and drink industry. Garment lockers help manage this by reducing the risk of cross contamination between items, helping to maintain a hygienic working environment to BRC Guideline #7.



These large capacity lockers are used by forklift drivers who need the extra capacity for bulky outdoor clothing and feature extra louvres for added ventilation.



Storage behind the bench maximises storage space.

LOCKER SOLUTIONS FOR LEISURE AND RETAIL

Designing locker rooms that are inviting yet functional can help create a better experience for health club members and retail colleagues.

While the high usage at peak times will require the specification of hard wearing, robust materials to ensure a long working lifetime and minimum maintenance.

The use of integrated or stand alone seating and benching, available in a wide range of colours, are aesthetically pleasing and will match the quality interior perfectly.



For wet area locker changing areas plastic lockers could be the solution. As well as being rust proof they easily cleaned to help in your hygiene process.



As well as providing secure storage for employees personal items, provision for dispensing/collecting specialist clothing should be considered.



Laminate door lockers offer a hard wearing robust solution in a wide range of colours and finishes, helping to deliver a warm and welcoming solution.


LOCKERS

LOCKER SOLUTIONS FOR EMERGENCY SERVICES

Well-designed lockers and storage areas for emergency personnel are important as quick access to changing facilities and the correct equipment can make an impact on the effectiveness of the service.

With specialised uniforms and equipment, emergency services require unique storage solutions.

Storing this equipment efficiently and securely has required us to work closely with various police forces and fire services to match their exacting requirements.



Police personnel have various specialised pieces of equipment which need to be stored along side their standard uniforms and outer ware. Lockers have the facility to accommodate Airwave radios and CS cannisters safely and securely.



Colour coded lockers match the 5 watch system at this station, ensuring fire fighters easily identify their locker quickly.



PSU equipment can be stored under the seating and lockers to fully optimise the changing room area.

LOCKER SOLUTIONS FOR COMMERCIAL & OFFICE

Hot desking policies are becoming increasingly popular in UK offices and forward thinking workplaces. Our lockers are a great way to facilitate the implementation of a hot desk policy as they give your employee a secure space to store their personal and company belongings when not using a work surface.

With a wide range of materials and finishes our lockers will complement the workplace, integrating seamlessly into the workplace.



Lockers with high gloss finish offer a high end aesthetically pleasing solution making a practical storage solution look at home whether in the office or reception area.



The locker specification called for a dramatic monochrome colour palette with accent colours accentuating the minimalist decor.



Foyers and breakout areas can all be utilised to create attractive storage, maximising valuable office space.



Everyday cupboards for the workplace.
See pages 80-81

Cupboards with Linbins for secure small parts storage.
See pages 84-86



Industrial cupboards offer practical solutions to specific storage requirements.
See pages 89-92

Heavy duty cupboards for more arduous working environments.
See pages 93-94



Practical solution to enable employees to work comfortably while standing.
See page 95

Practical and attractive range of cupboards and cabinets suitable for storing tools, hazardous substances, first aid kits, janitorial materials, personal belongings, garments, stationery and much more.

EVERYDAY CUPBOARDS

Standard Cupboards	80
Multi Compartment & Utility Cupboards	81
Plastic Cupboards	82
Stainless Steel Cupboards	83

CUPBOARDS WITH LINBINS

Cupboards with Lintrays	84
Cupboards with Linbins	85
Louvre Panel Cupboards with Linbins	86

VISION & PERFORATED CUPBOARDS

Vision, Mesh & Perforated Cupboards	88
-------------------------------------	----

INDUSTRIAL CUPBOARDS

Hazardous & COSHH Cupboards	89
Acid & Toxic Cupboards & Bins	90
Flammable Liquids Cupboards	91
Specialist Cupboards	92

HEAVY DUTY CUPBOARDS

Hazardous, Acid & COSHH Cupboards	93
Security, Medical & Toxic Cupboards	94

WORKSTATION CUPBOARDS

Workstations	95
--------------	----

ENGINEER CUPBOARDS

Tool Cupboards, Cabinets & Trunks	96
High Density Storage Cabinets	97

SECURITY CABINETS & SAFES

Security Cabinets	98
Key Cabinets	98

EVERYDAY CUPBOARDS

EVERYDAY CUPBOARDS

We have an extensive collection of storage cupboards suitable for a range of commercial and office environments.

These cupboards are all made in UK in a range of heights and widths, and available as mobile or wall mounted options.

We have also added a choice of plastic cupboards which are proving to be increasingly popular as a domestic solution.



Ergonomic lock protects cupboard from key scratching and features a 10 disc lock with 3000 serial combinations. Supplied with 2 keys.

Please contact us to order a Master Key.



Additional optional Security Hasp for padlock fitting available. Factory fitted.

PROBE



FULL HEIGHT STANDARD CUPBOARDS

Standard metal cupboard with 3 adjustable shelves.

- Doors feature 2 point locking and full height stiffeners
- Silver grey body with choice of door colours

Code	Height	Width	Depth	Each
STD703618CSG--	1780mm	915mm	460mm	£300.33

BL RD GN YW WH BK SG

Please add two letter suffix in place of dashes for colour when ordering



HALF HEIGHT STANDARD CUPBOARDS

Low metal cupboard with 1 adjustable shelf with 65kg shelf loading.

- Steel body phosphated and powder coated silver grey
- Full height door stiffeners

Code	Height	Width	Depth	Each
LC403618COMSG--	1015mm	915mm	460mm	£229.06

BL RD GN YW WH BK SG

Please add two letter suffix in place of dashes for colour when ordering

STANDARD CUPBOARD ACCESSORIES

Additional cupboard shelf for Probe standard cupboards.

Code	Width	Depth	Each
CS3618COM	900mm	460mm	£15.17

COLOURS AVAILABLE

Body

Doors



PROBE STANDARD CUPBOARDS AVAILABLE IN WHITE BODIES

Contact us for further information



OPEN FRONTED CUPBOARDS

Open Fronted Cupboard with 4 full width shelves

- Silver grey body
- Durable powder coat finish

Code	Height	Width	Depth	Each
OP703618COMSG	1780mm	915mm	460mm	£262.51



EVERYDAY CUPBOARDS



SHELF LOAD
65kg

MULTI COMPARTMENT CUPBOARDS

Cupboards feature 1 or 2 fixed vertical partitions with shelves creating 8 or 12 compartments.

- Shelves are adjustable and carry 65kg UDL
- 2 point locking
- Silver grey body with choice of door colours

Code	Compartments	Height	Width	Depth	Each
8C703618CSG--	8	1780mm	915mm	460mm	£370.16
12C703618CSG--	12	1780mm	915mm	460mm	£422.48

FROM ONLY
£370.16

BL RD GN YW WH BK SG

Please add two letter suffix in place of dashes for colour when ordering

PROBE



SHELF LOAD
65kg

JANITOR CUPBOARD

Janitors cupboard with 4 half width adjustable shelves 1 with hanging rail.

- Cupboard is 1780H x 915W x 460Dmm
- Silver grey body with choice of door colours

Code	Each
CW703618COMSG--	£336.61

BL RD GN YW BK SG WH

Please add two letter suffix in place of dashes for colour when ordering



SHELF LOAD
65kg

WARDROBE CUPBOARDS

Wardrobe cupboard with 1 fixed shelf with full width hanging rail.

- Cupboard is 1780H x 915W x 460Dmm
- Silver grey body with choice of door colours

Code	Each
WAR703618CSG--	£215.58

BL RD GN YW BK SG WH

Please add two letter suffix in place of dashes for colour when ordering



SHELF LOAD
65kg

SLIM WARDROBE CUPBOARDS

Slim wardrobe cupboard with 1 shelf plus full width hanging rail ideal for where space is at a premium.

- Cupboard is 1780H x 610W x 460Dmm
- Silver grey body with choice of door colours

Code	Each
SLW702418CSG--	£215.58

BL RD GN YW BK SG WH

Please add two letter suffix in place of dashes for colour when ordering

EVERYDAY CUPBOARDS



FROM ONLY
£171.19



FROM ONLY
£326.89

WALL MOUNTED STANDARD CUPBOARDS

Wall mounted cupboards are best for saving floor space or keeping items out of reach.

- Wall cupboards are pre-drilled for mounting - fixings not supplied
- No-snap handles with 2-point locking
- Strengthened doors

Code	Height	Width	Depth	Each
CG855725Z-XX	570mm	850mm	255mm	£171.19

B R G Y L U

Please add letter suffix in place of the dash for colour when ordering

MOBILE STANDARD CUPBOARDS

These general cupboards bring a combination of storage, mobility and security to the workplace.

- Mounted on 4 castors
- Weld and rivet construction provides all-round robustness
- No-snap handles with 2-point locking

Code	Height	Width	Depth	Each
CG109046M-XX	1040mm	900mm	460mm	£326.89
CG109061M-XX	1040mm	900mm	610mm	£458.62

B R G Y L U

Please add letter suffix in place of the dash for colour when ordering



Half Height

FROM ONLY
£91.02



Full Height Utility

PLASTIC CUPBOARDS

Available in 3 styles these plastic cupboards are used for lighter-weight applications in garages, workshops, janitorial and cleaning storerooms.

- Made from robust, high quality plastic
- Anti-wear steel hinges provide a snap closure
- Hygienic & easy to clean



Full height utility features cut away shelves to allow for tall items to be stored

Code	Type	Height	Width	Each
CA085C	Half Height	900mm	370mm	£91.02
CA1654	Full Height	1690mm	370mm	£148.08
CA165U	Full Height Utility	1690mm	370mm	£148.96



Full Height

Need personal storage for an outside area?

Then our range of weather proof plastic lockers is the answer to your need.
We also have a range of cycle shelters to complete your facility.



SEE PAGE 56

STAINLESS STEEL CUPBOARDS

Elegant and practical dull polish finish style for a discreet workplace storage solution. A particular favourite in food and medical environments where hygiene is of utmost importance.

Welded and riveted construction using 0.9mm grade 304 stainless steel for strength.

There is a choice of a low or full height cupboard and extra shelves are available.

STAINLESS STEEL CUPBOARDS

These Stainless Steel cupboards are designed and manufactured for clean environment use. Excellent in food, pharmaceutical and medical operations. Especially effective where damp and corrosion is a factor.

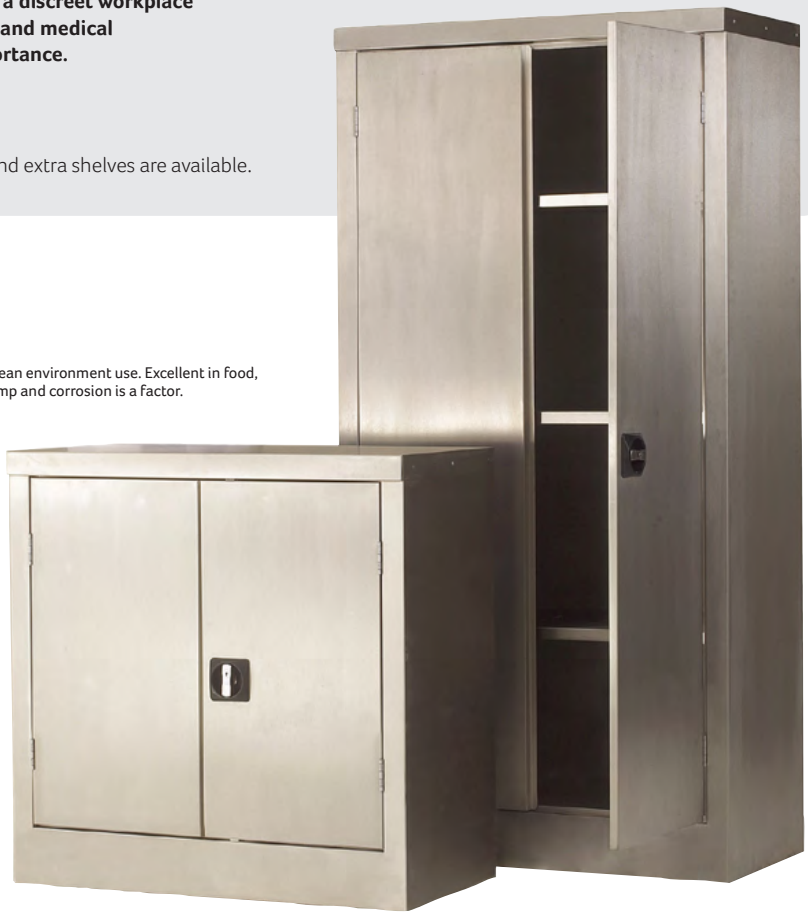
- No-sag handles with 2-point locking
- Adjustable stainless Steel shelves
- Strengthened doors

Code	Height	Width	Depth	Each
CL9046ZSXX	900mm	460mm	460mm	£554.94
CL909046ZSXX	900mm	900mm	460mm	£700.53
CL129046ZSXX	1200mm	900mm	460mm	£848.46
CL189046ZSXX	1800mm	900mm	460mm	£1,067.08
CL181246ZSXX	1800mm	1200mm	460mm	£1,399.59

EXTRA STAINLESS STEEL CUPBOARD SHELF

Comes complete with 4 shelf clips.

Code	Width	Depth	Each
CLES9046ZSXX	900mm	460mm	£90.59
CLES1246ZSXX	1200mm	460mm	£102.71



FROM ONLY
£735.10

STAINLESS STEEL FLOOR CHESTS

Stainless Steel Floor Chest

- Riveted structure with angled lid to discourage article placement
- Hasp and staple lock
- Padlock not supplied

Code	Height	Width	Depth	Each
CV516134ZSXX	510mm	610mm	340mm	£735.10
CV611146ZSXX	610mm	1170mm	460mm	£982.02

Stainless Steel Workbenches

We have a range of complementary stainless steel workbenches, ideal for food preparation, hospitals and other hygiene sensitive environments



SEE PAGE 133

CUPBOARDS & LINBINS

CUPBOARDS WITH LINBINS

Tough steel UK made cupboards with a choice of blue or grey doors complete with Linbins or Lintrays to provide a secure and clean environment in the workshop, warehouse, storeroom or office for small parts storage.

Shelves have a load of 70kg and extra shelves are available.

Remember other door and bin colours are possible. Please phone to discuss your requirements.



LINBINS



FROM ONLY
£322.49



FROM ONLY
£327.49



SHELF LOAD
65kg

HALF HEIGHT CABINETS WITH 20 BLUE LINTRAYS

One pack of VTOPK3 Lintrays (20 trays) measuring H115mm x W188mm x D400mm each.

- H1015mm x W915mm x D460mm

Code	Linbin Colours	No. Shelves	Each
VECPK7BL		4	£322.49



SHELF LOAD
65kg

HALF HEIGHT CABINETS WITH 16 SIZE 7 LINBINS

16 x Size 7 Linbins measuring H180mm x W210mm x D375mm each

- H1015mm x W915mm x D460mm

Code	Linbin Colours	No. Shelves	Each
VECPKDBLK		3	£327.49
VECPKDBLKB		3	£334.49
VECPKDBL		3	£341.49
VECPKDGR		3	£341.49



FROM ONLY
£320.99



SHELF LOAD
65kg

HALF HEIGHT CABINETS WITH 8 X SIZE 7 AND 4 X SIZE 8 LINBINS

8 x Size 7 Linbins measuring H180mm x W210mm x D375mm each and 4 x Size 8 Linbins measuring H180mm x W420mm x D375mm each

- H1015mm x W915mm x D460mm

Code	Linbin Colours	No. Shelves	Each
VECPKEBLK		3	£320.99
VECPKEBLKYE		3	£327.99
VECPKEBL		3	£334.49
VECPKEBLYE		3	£334.49
VECPKEGR		3	£334.49

Need more Lintrays?



Designed for shelving cabinets and storage systems Lintrays are popular in the electronic and automotive industries. They feature end stops at the rear of the tray to allow cantilevering to aid picking. Index cards at the back of trays as well as the front make stock identification quick and accurate.

SEE PAGE 104

CUPBOARDS & LINBINS



FROM ONLY
£446.99



SHELF LOAD
65kg

FULL HEIGHT CABINETS WITH 28 X SIZE 7 LINBINS

28 x Size 7 Linbins measuring H180mm x W 210mm x D375mm each

- H1780mm x W915mm x D460mm

Code	Linbin Colours	No. Shelves	Each
VECPKABLK		6	£446.99
VECPKABL		6	£467.49
VECPKAGR		6	£467.49

Please see page 80 for empty cupboards

LINBINS



FROM ONLY
£427.49



SHELF LOAD
65kg

FULL HEIGHT CABINETS WITH 14 SIZE 8 LINBINS

14 x Size 8 Linbins measuring H180mm x W420mm x D375mm each

- H1780mm x W915mm x D460mm

Code	Linbin Colours	No. Shelves	Each
VECPKCBK		6	£427.49
VECPKCBLYBLK		6	£440.99
VECPKCBL		6	£447.49
VECPKCGR		6	£447.49

Please see page 80 for empty cupboards



FROM ONLY
£440.49



SHELF LOAD
65kg

FULL HEIGHT CABINETS WITH 20 X SIZE 7 & 4 X SIZE 8 LINBINS

20 x Size 7 Linbins measuring H180mm x W210mm x D375mm each and 4 x Size 8 Linbins measuring H180mm x W420mm x D375mm each

- H1780mm x W915mm x D460mm

Code	Linbin Colours	No. Shelves	Each
VECPKBBLK		6	£440.49
VECPKBBLKBL		6	£460.99
VECPKBBL		6	£460.99
VECPKBBLYE		6	£460.99
VECPKBGR		6	£460.99

Please see page 80 for empty cupboards

Optimise your small parts storage



Help organise and protect valuable items by storing them in Linbin plastic containers. Available in 9 sizes and 5 colours these tough polypropylene containers can be stacked on shelves or hung off louvre panels. Dividers are available to provide smaller picking spaces.

SEE PAGE 101

CUPBOARDS & LINBINS

LOUVRE PANEL CUPBOARDS WITH LINBINS

This is a toughened steely grey cupboard complete with a rear fitted louvre panel along with shelves to provide a further solution for the storage of small parts.

Very popular in the automotive industry and when the small parts are valuable and need some additional security. Re-enforced doors and 3-point locking add a greater level of security.



HALF HEIGHT CUPBOARDS WITH COLOURED LINBINS

- H984mm x W915mm x D505mm

Code	No. Shelves	Each
VECPKH1COLGU	1	£497.92
VECPKH2COLGU	0	£439.94
VECPKH3COLGU	1	£506.23
VECPKH4COLGU	0	£497.23

HALF HEIGHT CUPBOARDS WITH GREY LINBINS

- H984mm x W915mm x D505mm

Code	No. Shelves	Each
VECPKH1GRGU	1	£497.92
VECPKH2GRGU	0	£439.94
VECPKH3GRGU	1	£506.23
VECPKH4GRGU	0	£497.23



VECPKH1COLGU

Cupboard contains the following Linbins in a range of mixed colours or all grey.

- Size 2 x 14 - 75H x 105W x 135Dmm
- Size 3 x 7 - 75H x 105W x 190Dmm
- Size 4 x 5 - 130H x 140W x 210Dmm
- Size 7 x 4 - 180H x 210W x 375Dmm
- Size 8 x 2 - 180H x 420W x 375Dmm



VECPKH2COLGU

Cupboard contains the following Linbins in a range of mixed colours or all grey.

- Size 2 x 14 - 75H x 105W x 135Dmm
- Size 3 x 14 - 75H x 105W x 190Dmm
- Size 4 x 10 - 130H x 140W x 210Dmm
- Size 6 x 4 - 180H x 210W x 280Dmm



VECPKH3COLGU

Cupboard contains the following Linbins in a range of mixed colours or all grey.

- Size 2 x 14 - 75H x 105W x 135Dmm
- Size 3 x 7 - 75H x 105W x 190Dmm
- Size 4 x 5 - 130H x 140W x 210Dmm
- Size 6 x 4 - 180H x 210W x 280Dmm
- Size 7 x 4 - 180H x 210W x 375Dmm



VECPKH4COLGU

Cupboard contains the following Linbins in a range of mixed colours or all grey.

- Size 2 x 14 - 75H x 105W x 135Dmm
- Size 3 x 14 - 75H x 105W x 190Dmm
- Size 4 x 5 - 130H x 140W x 210Dmm
- Size 6 x 4 - 180H x 210W x 280Dmm
- Size 7 x 4 - 180H x 210W x 375Dmm

LINBINS



LINK51

EMPTY HALF HEIGHT LOUVRE PANEL CUPBOARDS

- H984mm x W915mm x D505mm

Code	No. Shelves	Each
CH961LGUGU29S00	0	£319.00
CH961LGUGU29S11	1	£328.00

EMPTY FULL HEIGHT LOUVRE PANEL CUPBOARDS

- H1820mm x W915mm x D505mm

Code	No. Shelves	Each
C1961LGUGU29S11	1	£478.00
C1961LGUGU29S12	2	£499.00



CUPBOARDS & LINBINS



VECPKT1COLGU

Cupboard contains the following Linbins in a range of mixed colours or all grey.

- Size 2 x 14 - 75H x 105W x 135Dmm
- Size 3 x 28 - 75H x 105W x 190Dmm
- Size 4 x 15 - 130H x 140W x 210Dmm
- Size 6 x 4 - 180H x 210W x 280Dmm
- Size 7 x 4 - 180H x 210W x 375Dmm
- Size 8 x 2 - 180H x 420W x 375Dmm



VECPKT2COLGU

Cupboard contains the following Linbins in a range of mixed colours or all grey.

- Size 3 x 14 - 75H x 105W x 190Dmm
- Size 4 x 20 - 130H x 140W x 210Dmm
- Size 6 x 8 - 180H x 210W x 280Dmm
- Size 7 x 8 - 180H x 210W x 375Dmm



VECPKT3COLGU

Cupboard contains the following Linbins in a range of mixed colours or all grey.

- Size 2 x 14 - 75H x 105W x 135Dmm
- Size 3 x 28 - 75H x 105W x 190Dmm
- Size 4 x 15 - 130H x 140W x 210Dmm
- Size 6 x 4 - 180H x 210W x 280Dmm
- Size 8 x 4 - 180H x 420W x 375Dmm



VECPKT4COLGU

Cupboard contains the following Linbins in a range of mixed colours or all grey.

- Size 2 x 14 - 75H x 105W x 135Dmm
- Size 3 x 28 - 75H x 105W x 190Dmm
- Size 4 x 20 - 130H x 140W x 210Dmm
- Size 7 x 4 - 180H x 210W x 375Dmm
- Size 8 x 2 - 180H x 420W x 375Dmm

LINBINS



VECPKT5COLGU

Cupboard contains the following Linbins in a range of mixed colours or all grey.

- Size 3 x 14 - 75H x 105W x 190Dmm
- Size 4 x 20 - 130H x 140W x 210Dmm
- Size 6 x 8 - 180H x 210W x 280Dmm
- Size 7 x 4 - 180H x 210W x 375Dmm
- Size 8 x 2 - 180H x 420W x 375Dmm

FULL HEIGHT LOUVRE PANEL CUPBOARDS WITH COLOURED LINBINS

- H1820mm x W915mm x D505mm

Code	No. Shelves	Each
VECPKT1COLGU	2	£772.23
VECPKT2COLGU	2	£714.94
VECPKT3COLGU	1	£695.56
VECPKT4COLGU	1	£662.77
VECPKT5COLGU	1	£710.13

FULL HEIGHT LOUVRE PANEL CUPBOARDS WITH GREY LINBINS

- H1820mm x W915mm x D505mm

Code	No. Shelves	Each
VECPKT1GRGU	2	£772.23
VECPKT2GRGU	2	£714.94
VECPKT3GRGU	1	£695.56
VECPKT4GRGU	1	£662.77
VECPKT5GRGU	1	£710.13

VISION & PERFORATED CUPBOARDS

VISION, PERFORATED & MESH DOOR CUPBOARDS

Whilst some use a vision door to give more style to the traditional metal cupboard, others use it from an aspect of security and control.

Perforated cupboards are used when increased ventilation is required while keeping security high for inspection – often found in schools.



VISION DOOR CUPBOARDS

Secure locks and strengthened doors means security is not compromised with these Perspex door cupboards.

- Adjustable shelves
- Powder coated with anti-bacterial paint
- Flush "no snag" handles

Code	Type	Height	Width	Depth	Each
CV578525Z-XX	Low Height	570mm	850mm	255mm	£265.88
CV904646Z-XX	Half Height	900mm	460mm	460mm	£248.53
CV909046Z-XX	Half Height	900mm	900mm	460mm	£380.98
CV129046Z-XX	Three Quarter Height	1200mm	900mm	460mm	£439.65
CV189046Z-XX	Full Height	1800mm	900mm	460mm	£531.95



Please add letter suffix in place of the dash for colour when ordering




MESH DOOR CUPBOARDS

Mesh Door cabinets complete with adjustable shelves.

- Strong welded construction with mesh door panels for visibility and ventilation whilst maintaining security
- Doors painted in Blue as standard, please call for other colours
- 3 point locking for higher security levels

Code	Height	Width	Depth	Each
VCBM11	915mm	457mm	457mm	£191.90
VCBM60	915mm	915mm	457mm	£296.87
VCBM29	1830mm	457mm	457mm	£300.87
VCBM65	1220mm	915mm	457mm	£333.33
VCBM70	1830mm	915mm	457mm	£394.30
VCBM71	1830mm	915mm	457mm	£470.73

FROM ONLY
£191.90



PERFORATED DOOR CUPBOARDS

Perforated cupboards are design to allow airflow and visibility of storage whilst maintaining security.

- Perforated reinforced doors for visual security
- Flush "no snag" handles
- Powder coated with anti-bacterial paint

Code	Type	Height	Width	Depth	Each
C6909046P-XX	Half Height	900mm	900mm	460mm	£271.69
C6909061P-XX	Half Height	900mm	900mm	610mm	£326.40
C6129046P-XX	Three Quarter Height	1200mm	900mm	460mm	£325.17
C6186046P-XX	Full Height	1800mm	600mm	460mm	£322.74
C6189046P-XX	Full Height	1800mm	900mm	460mm	£340.23
C6189061P-XX	Full Height	1800mm	900mm	610mm	£453.96
C6181246P-XX	Full Height	1800mm	1200mm	460mm	£450.90
C6181261P-XX	Full Height	1800mm	1200mm	610mm	£533.75
C6109046M-XX	Mobile	1040mm	900mm	460mm	£390.37
C6109061M-XX	Mobile	1040mm	900mm	610mm	£487.83
CGES4646ZLXX	Extra Shelf		460mm	460mm	£16.43
CGES6046ZLXX	Extra Shelf		600mm	460mm	£18.30
CGES9046ZLXX	Extra Shelf		900mm	460mm	£20.74
CGES9060ZLXX	Extra Shelf		900mm	610mm	£29.28
CGES1246ZLXX	Extra Shelf		1200mm	460mm	£29.28
CGES1260ZLXX	Extra Shelf		1200mm	610mm	£42.69

FROM ONLY
£271.69



Please add letter suffix in place of the dash for colour when ordering

INDUSTRIAL CUPBOARDS

HAZARDOUS SUBSTANCE STORAGE CUPBOARDS

It is essential that employers and employees comply with their legal obligations under the Control of Substances Hazardous to Health (COSHH) and Dangerous Substances and Explosive Atmospheres Regulations 2002 (DSEAR) workplace safety regulations.



Our range of Hazardous Storage Cabinets provide for the secure storage and segregation of flammable, corrosive, toxic and hazardous chemicals as defined in the COSHH guidelines. Available as high and low cupboards, and as flat top and sloping bins.

All units comply with HFL/ LPG Reg 1972 Sec 5. HSE The Storage of Flammable Containers HS(G)51

Adjustable shelves carry 85kg UDL

Removable 75mm sealed sump base tray. 11.25 litres capacity

High visibility 270 degree labelling conforming to BS5609

Removable 75mm sealed sump base tray. 5.5 litres capacity

HAZARDOUS STORAGE CUPBOARDS

Cupboards designed to store hazardous liquids safely.

- Doors in high visibility yellow
- Silver grey body

Code	Type	Height	Width	Depth	Each
HAZ-DSGYW	Small	890mm	460mm	460mm	£190.86
HAZ-CSGYW	Low	1015mm	915mm	460mm	£360.67
HAZ-ASGYW	Full Height	1780mm	915mm	460mm	£443.72
HAZ-BSGYW	8 Compartment	1780mm	915mm	460mm	£513.71
CS3618HAZSG	Extra Shelf		915mm	460mm	£17.82
CZ109046MYXX	Mobile	1040mm	900mm	460mm	£334.67
CZ849046MYXX	Mobile	840mm	900mm	460mm	£307.07
CZES9046ZYXX	Mobile Extra Shelf		900mm	460mm	£32.47
CZ855725ZYXX	Wall Mounted	570mm	850mm	255mm	£182.32

PROBE

COSHH CUPBOARDS

This range of cupboards for the separate storage of hazardous substances as demanded by the CoSHH regulations.

- Robust all steel construction
- Doors and body in silver grey

Code	Type	Height	Width	Depth	Each
GEN-NSGSG	Small	890mm	460mm	460mm	£196.32
GEN-OSGSG	Low	1015mm	915mm	460mm	£371.80
GEN-QSGSG	Full Height	1780mm	915mm	460mm	£458.29
GEN-PSGSG	8 Compartment	1780mm	915mm	460mm	£531.68
CS3618GENSG	Extra Shelf		915mm	460mm	£17.82
CZ849046MKXX	Mobile	840mm	900mm	460mm	£307.06
CZ109046MKXX	Mobile	1040mm	900mm	460mm	£334.67
CZ855725ZKXX	Wall Mounted	570mm	850mm	255mm	£182.32



High visibility 270 degree self write labels for you to personalise your particular hazard

FROM ONLY
£196.32

Adjustable shelves carry 85kg UDL

Removable 75mm sealed sump base tray. 5.5 litres capacity

Removable 75mm sealed sump base tray. 11.25 litres capacity

INDUSTRIAL CUPBOARDS



Durable epoxy polyester coating giving a surface resistant to most acids and alkalis

Removable 75mm sealed sump base tray. 11.25 litres capacity

PROBE

ACID & ALKALI STORAGE CUPBOARDS

- Robust all steel construction
- Doors and body in white

FROM ONLY
£201.05

Code	Type	Height	Width	Depth	Each
AA-UWHWH	Small	890mm	460mm	460mm	£233.83
AA-TWHWH	Low Floor	1015mm	915mm	460mm	£471.87
AA-RWHWH	Full Height Floor	1780mm	915mm	460mm	£589.50
AA-SWHWH	8 Compartment Floor	1780mm	915mm	460mm	£693.40
CS3618AASG	Extra Shelf		915mm	460mm	£17.82
CA109046MWXX	Mobile	1040mm	900mm	460mm	£342.17
CA849046MWXX	Mobile	840mm	900mm	460mm	£323.44
CA855725ZWXX	Wall Mounted	570mm	850mm	460mm	£201.05

High visibility 270 degree labelling complying to BS5499-1

Adjustable shelves carry 85kg UDL

PROBE

TOXIC & PESTICIDE STORAGE CUPBOARDS

Robust all steel construction

- Doors in high visibility red
- Silver grey body

Code	Type	Height	Width	Depth	Each
TOX-ESGRD	Small Floor	890mm	460mm	460mm	£201.78
TOX-FSGRD	Low Floor	1015mm	915mm	460mm	£382.92
TOX-HSGRD	Full Height Floor	1780mm	915mm	460mm	£472.88
TOX-GSGRD	8 Compartment Floor	1780mm	915mm	460mm	£579.15
CS3618TOXSG	Extra Shelf		915mm	460mm	£17.82

High visibility 270 degree labelling complying to BS5609

FROM ONLY
£201.78

Removable 75mm sealed sump base tray. 5.5 litres capacity

Adjustable shelves carry 85kg UDL

Removable 75mm sealed sump base tray. 11.25 litres capacity



FROM ONLY
£165.13

OILY RAG BINS

Designed for disposing of oil covered wipes and rags reducing risk of spontaneous combustion.

- Strong 16swg steel construction
- Hinged lid with tubular lift handle
- Available with or without removable steel liner

Code	Type	Height	Width	Depth	Each
VORB01	No liner	680mm	410mm	410mm	£165.13
VORB02	No liner	830mm	600mm	450mm	£195.85
VORB03	With liner	680mm	410mm	410mm	£203.16
VORB04	With liner	830mm	600mm	450mm	£247.00



FROM ONLY
£244.82

FLAT TOP BINS

Flat top bin designed to segregate your flammable waste with a welded seam sump to collect spillages and drain plug permits convenient removal.

- Strong 14swg steel construction
- Hinged with restraining arm, hasp and staple
- Welded seams

Code	Type	Height	Width	Depth	Each
VFTB01-	Small	500mm	600mm	350mm	£244.82
VFTB02-	Medium	600mm	600mm	600mm	£297.51
VFTB03-	Large	600mm	1200mm	600mm	£400.84

GY R Y

Please add letter suffix in place of dashes for colour when ordering



FROM ONLY
£426.58

SLOPING TOP BINS

Sloping top bin designed to segregate your flammable waste with a welded seam sump to collect spillages and drain plug permits convenient removal.

- Strong 14swg steel construction
- Hinged with restraining arm, hasp and staple
- Welded seams

Code	Height	Width	Depth	Each
VSTB04-	900/500mm	900mm	750mm	£426.58
VSTB05-	900/500mm	1200mm	750mm	£496.90

GY R Y

Please add letter suffix in place of dashes for colour when ordering

INDUSTRIAL CUPBOARDS



FLAMMABLE LIQUIDS STORAGE CUPBOARDS

If stored incorrectly, flammable liquids, pesticides and agrochemicals can leak or spill causing damage and pollution. These cupboards promote safe storage, handling and disposal practice.

- Adjustable spill-retaining shelves for superior spill management
- Integral liquid-tight sump encourages the correct handling of spills through the use of absorbents
- Reaction to Fire Classification EN 13501-1

Code	Type	Height	Width	Depth	Each
CFL703530ZRX	Low	700mm	350mm	300mm	£146.19
CFL709046ZRX	Low	700mm	900mm	460mm	£207.12
CFL904646ZRX	Half Height	900mm	460mm	460mm	£174.83
CFL909046ZRX	Half Height	900mm	900mm	460mm	£225.83
CFL189046ZRX	Full Height	1800mm	900mm	460mm	£345.11
CFL181246ZRX	Full Height	1800mm	1200mm	460mm	£409.31
CFL109046MRX	Mobile	1040mm	900mm	460mm	£361.82
CFL849046MRX	Mobile	840mm	900mm	460mm	£344.58



FLAMMABLE LIQUIDS STORAGE CUPBOARD SHELVES

Supplied with clips.

Code	Width	Depth	Each
CFLES3530ZRX	350mm	300mm	£19.98
CFLES4646ZRX	460mm	460mm	£24.97
CFLES9046ZRX	900mm	460mm	£32.45
CFLES1246ZRX	1200mm	460mm	£37.46



FLAMMABLE LIQUIDS STORAGE CUPBOARD STANDS

Stands raise cupboards by 543mm with an adjustable foot for uneven surfaces.

Code	Width	Depth	Each
CFLST3530ZRX	350mm	300mm	£76.18
CFLST4646ZRX	460mm	460mm	£76.18
CFLST9046ZRX	900mm	460mm	£86.15



FLAMBANK HAZARDOUS STORAGE

Fully complies with all regulations for the safe storage of chemicals and flammables. Popular for external fixed applications where security is also an issue.

- Built to specification for 30 minute fire resistant
- Finished in bright red with relevant hazard warning signs fitted as standard
- Fully welded and tested sump base to prevent leakage

Code	Type	Height	Width	Depth	Each
FB1	Van Box	475mm	985mm	540mm	£352.73
FB2	Site Box	665mm	1275mm	675mm	£610.91
FB21	Site Box	665mm	760mm	675mm	£516.36
FBC2	Flambank	1275mm	760mm	675mm	£907.27
FBC4	Flambank	1275mm	1275mm	675mm	£1,045.45
FBC5	Flambank	1275mm	1585mm	675mm	£1,345.45
FBC8	Flambank	1220mm	2380mm	1000mm	£3,154.55

FROM ONLY
£352.73



FLAMSTOR HAZARDOUS STORAGE CABINETS

Heavy-duty construction to withstand harsh treatment, built to a 30 minute fire resistant. Complies with all regulations for storing of harmful chemicals and flammables.

- Fully welded and tested sump base to prevent leakage
- High and low level ventilation
- Comes with 1 adjustable shelf

Code	Height	Width	Depth	Each
FSC1	950mm	500mm	530mm	£390.91
FSC2	1250mm	800mm	580mm	£772.73
FSC3	1550mm	1200mm	580mm	£1,254.55

FROM ONLY
£390.91

INDUSTRIAL CUPBOARDS

SPECIALIST CUPBOARDS

Often factories like to show a clear location for PPE equipment and clothing. PPE storage cupboards are often located on a shop floor near to a machine to store and make available the appropriate apparel.



This alleviates personal locker spaces and ensures a greater safety is achieved. Likewise clearly marked medical cupboards ensures speed of reaction and easy maintenance of supplies to medical cupboards.

PPE Lockers

We also offer a complementary range of PPE lockers for the workplace.



SEE PAGE 73

High visibility 270 degree labelling complying to BS5499-1

Reinforced doors for extra strength



Adjustable shelves carry 85kg UDL

PROBE



MEDICAL CUPBOARDS

Range of types and sizes to ensure quick yet secure access to first aid equipment.

- Robust all steel construction
- Doors in white
- White body and doors

Code	Type	Height	Width	Depth	Each
MED-VWHWH	Cube	460mm	460mm	460mm	£105.00
MED-UWHWH	Small	890mm	460mm	460mm	£164.71
MED-TWHWH	Low	1015mm	915mm	460mm	£342.06
MED-XWHWH	Slim	1780mm	610mm	460mm	£313.61
MED-WWHWH	Personal Locker	1780mm	460mm	460mm	£189.35
MED-RWHWH	Full Height	1780mm	915mm	460mm	£427.76
MED-SWHWH	8 Compartment	1780mm	915mm	460mm	£586.19
CF849046MWXX	Mobile	840mm	900mm	460mm	£336.57
CF109046ZWXX	Mobile	1040mm	900mm	460mm	£341.07
CS3618MEDSG	Extra Shelf		915mm	460mm	£17.83

FROM ONLY
£105.00

PROBE



PPE STORAGE CUPBOARDS

Personal Protection Equipment is mandatory in many working environments (PPE at Work Regulations 1992 Part 5). Controlling and storing your safety equipment will be more effective in a specially designed Probe PPE Cabinet.

- Robust all steel construction
- Doors in blue
- Silver grey body

Code	Type	Height	Width	Depth	Each
PPE-LSGBL	Small	890mm	460mm	460mm	£166.82
PPE-KSGBL	Low	1015mm	915mm	460mm	£330.94
PPE-MSGBL	Slim	1780mm	610mm	460mm	£332.70
PPE-JSGBL	Full Height	1780mm	915mm	460mm	£417.44
PPE-ISGBL	Wardrobe	1780mm	915mm	460mm	£461.47
CS3618PPESG	Extra Shelf		915mm	460mm	£17.82



WALL MOUNTED MEDICAL CUPBOARDS

Available in a range of types and sizes to ensure quick yet secure access to vital first aid equipment.

- Robust all steel construction
- Doors in white
- White body and doors

Code	Type	Height	Width	Depth	Each
CFW713816WCX	2 shelves	710mm	380mm	160mm	£88.61
CFW713816WBX	Perspex panel - 1 shelf	710mm	380mm	160mm	£98.84
CFW713816WAX	Perspex panel - 2 shelves	710mm	380mm	160mm	£100.46

FROM ONLY
£88.61

HEAVY DUTY CUPBOARDS

HEAVY DUTY CUPBOARDS

Whilst there are standard requirements for Hazardous Storage there are certain industries and organisations that require regulations are not just strictly adhered to but they are maintaining the highest standards they can within the workplace.

It is vital that employers and employees comply with the control of hazardous substances in all working environments. This range of cupboards enables the separate storage of hazardous substances as demanded by the CoSHH regulations with integral sumps, adjustable spill-retaining shelves, seven lever locks and welded steel structures.

HEAVY DUTY HAZARDOUS STORAGE CUPBOARDS

Constructed from welded 1.5mm steel for strength combined with a superior anti-picking locking mechanism, to ensure security. Tested and certified to Fire Classification EN 13501-1.

- Integral liquid-tight sump encourages the correct handling of spills through the use of absorbents
- Adjustable spill-retaining galvanised shelves for superior spill management
- New regulation labels enclosed to be fitted by customer to suit regulations

Code	Type	Height	Width	Depth	Each
CSH904646ZYX	Half Height	900mm	460mm	460mm	£499.92
CSH129046ZYX	Three Quarter Height	1200mm	900mm	460mm	£696.86
CSH121246ZYX	Three Quarter Height	1200mm	1200mm	460mm	£1,064.23
CSH189046ZYX	Full Height	1800mm	900mm	460mm	£1,071.81
CSH181246ZYX	Full Height	1800mm	1200mm	460mm	£1,310.40
CSES4646ZYXX	Extra Shelf		460mm	460mm	£29.28
CSES9046ZYXX	Extra Shelf		900mm	460mm	£45.13
CSES1246ZYXX	Extra Shelf		1200mm	460mm	£63.43

FROM ONLY
£449.92

Full length heavy duty hinges

Powder coated with anti-bacterial additive

Seven lever safe lock for security

1.5mm steel



FROM ONLY
£507.16

HEAVY DUTY ACID & ALKALI CUPBOARDS

Use of caustic materials in the workplace can present many hazardous, particularly if acids and alkalis are stored incorrectly or with other chemicals. These storage cabinets enable secure and identifiable storage in the workplace.

- Integral liquid tight sump encourages the correct handling of spills through the use of absorbents
- Welded all steel structure for extra strength
- Seven lever safe lock for high security

Code	Type	Height	Width	Depth	Each
CSA904646ZWXX	Half Height	900mm	460mm	460mm	£507.16
CSA129046ZWXX	Three Quarter Height	1200mm	900mm	460mm	£706.96
CSA121246ZWXX	Three Quarter Height	1200mm	1200mm	460mm	£1,079.65
CSA189046ZWXX	Full Height	1800mm	900mm	460mm	£1,087.34
CSA181246ZWXX	Full Height	1800mm	1200mm	460mm	£1,329.38
CSES4646ZWXX	Extra Shelf		460mm	460mm	£29.28
CSES9046ZWXX	Extra Shelf		900mm	460mm	£45.13
CSES1246ZWXX	Extra Shelf		1200mm	460mm	£63.43



FROM ONLY
£499.92

HEAVY DUTY COSHH CUPBOARDS

This range of cupboards and cabinets enables the separate storage of hazardous substances as demanded by the CoSHH regulations. They are constructed from welded 1.5mm steel for strength combined with a superior anti-picking locking mechanism, to ensure security.

- Welded all steel structure for extra strength
- Seven lever safe lock for high security
- Full length heavy duty hinges with concealed fixings to prevent forced entry

Code	Type	Height	Width	Depth	Each
CSC904646ZKXX	Half Height	900mm	460mm	460mm	£499.92
CSC129046ZKXX	Three Quarter Height	1200mm	900mm	460mm	£696.86
CSC121246ZKXX	Three Quarter Height	1200mm	1200mm	460mm	£1,064.23
CSC189046ZKXX	Full Height	1800mm	900mm	460mm	£1,071.81
CSC181246ZKXX	Full Height	1800mm	1200mm	460mm	£1,310.40
CSES4646ZLXX	Extra Shelf		460mm	460mm	£29.28
CSES9046ZLXX	Extra Shelf		900mm	460mm	£45.13
CSES1246ZLXX	Extra Shelf		1200mm	460mm	£63.43

HEAVY DUTY CUPBOARDS

HEAVY DUTY SECURITY CUPBOARDS

Our range of Security Cupboards provide an extra level of security for the storage of high value equipment and materials. They are constructed from welded heavy gauge steel for strength combined with a superior anti-pick locking mechanism.

- Welded all steel structure for extra strength
- Seven lever safe lock for high security
- Full length heavy duty hinges with concealed fixings to prevent forced entry

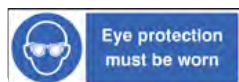
Code	Type	Height	Width	Depth	Each
CS904646Z-XX	Half Height	900mm	460mm	460mm	£483.01
CS121246Z-XX	Three Quarter Height	1200mm	1200mm	460mm	£1,028.23
CS129046Z-XX	Three Quarter Height	1200mm	900mm	460mm	£673.30
CS181246Z-XX	Full Height	1800mm	1200mm	460mm	£1,266.08
CS189046Z-XX	Full Height	1800mm	900mm	460mm	£1,035.56
CSES4646ZLXX	Extra Shelf		460mm	460mm	£29.28
CSES9046ZLXX	Extra Shelf		900mm	460mm	£45.13
CSES1246ZLXX	Extra Shelf		1200mm	460mm	£63.43

B R L G Y U

Please add letter suffix in place of dash for colour when ordering

Need Safety Signs?

Please see our range of workplace and warehouse safety signs.



SEE PAGE 188



HEAVY DUTY MEDICAL CUPBOARDS

First Aid Security Cupboards manufactured from high quality steel with instantly recognisable identification symbols and a clean white powder coated finish. They are designed to meet a wide range of first aid requirements. These storage cabinets enable secure and identifiable storage in the workplace.

- Welded all steel structure for extra strength
- Seven lever safe lock for high security
- Full length heavy duty hinges with concealed fixings to prevent forced entry

Code	Type	Height	Width	Depth	Each
CSF904646ZWX	Half Height	900mm	460mm	460mm	£507.16
CSF129046ZWX	Three Quarter Height	1200mm	900mm	460mm	£706.96
CSF121246ZWX	Three Quarter Height	1200mm	1200mm	460mm	£1,079.65
CSF189046ZWX	Full Height	1800mm	900mm	460mm	£1,087.34
CSF181246ZWX	Full Height	1800mm	1200mm	460mm	£1,329.38



HEAVY DUTY TOXIC & PESTICIDE CUPBOARDS

This range of cupboards and cabinets enables the secure storage of hazardous substances as demanded by the CoSHH regulations.

- Integral liquid tight sump encourages the correct handling of spills through the use of absorbents
- Welded all steel structure for extra strength
- Seven lever safe lock for high security

Code	Type	Height	Width	Depth	Each
CSP904646ZRX	Half Height	900mm	460mm	460mm	£507.16
CSP129046ZRX	Three Quarter Height	1200mm	900mm	460mm	£706.96
CSP121246ZRX	Three Quarter Height	1200mm	1200mm	460mm	£1,079.65
CSP189046ZRX	Full Height	1800mm	900mm	460mm	£1,087.34
CSP181246ZRX	Full Height	1800mm	1200mm	460mm	£1,329.38
CSES9046ZRX	Extra Shelf		900mm	460mm	£45.13
CSES1246ZRX	Extra Shelf		1200mm	460mm	£63.43
CSES4646ZRX	Extra Shelf		460mm	460mm	£29.28

WORKSTATION CUPBOARDS

WORKSTATIONS

Used in a wide range of environments such as warehouses, factory floors, workshops and garages these workstations offer a compact design and higher work surface, enabling employees to use them comfortably whilst standing.



Various designs available offering open front and lockable drawers and doors. Strong robust construction with adjustable shelves, 2 point locking and reinforced doors.

All workstations are H1210 x W915 x D460mm.



STANDARD LOCKABLE WORKSTATION

1060mm high Workstations designed to meet the needs of convenient spaces to work, while standing. Supplied with 2 adjustable shelves

- Drawers NOT INCLUDED. Order separately
- Choice of door colours with silver grey body
- Reinforced doors for extra strength
- Two point locking for added security

VSTDWSSG-- £314.07

BL RD GN YW SG WH

Please add two letter suffix in place of dashes for colour when ordering

STANDARD OPEN FRONT WORKSTATION

A convenient standing work space at 1060mm high with an open front for quick or shared access to built-in storage.

- Supplied with 2 adjustable shelves
- Drawers NOT INCLUDED. Order separately
- Available with lockable doors

VOPWSSG £284.69



WORKSTATION CUPBOARD LOCKABLE DRAWER

Lockable drawers designed to fit Standard, Medical and PPE Workstations.

VWSDRAW £29.38



PPE WORKSTATIONS

A specially designed PPE Workstation to cater for the mandatory storage provision of personal safety equipment. Supplied with 2 adjustable shelves

- Drawers NOT INCLUDED. Order separately
- Blue doors with silver grey body
- Reinforced doors for extra strength
- Two point locking for added security

VPPWS £345.94



MEDICAL WORKSTATION

A highly visible and practical Medical Workstation designed to meet the storage needs of a variety of first aid equipment. Supplied with 2 adjustable shelves

- Drawers NOT INCLUDED. Order separately
- White doors and body
- Reinforced doors for extra strength
- Two point locking for added security

VMEDWS £345.94

ENGINEER CUPBOARDS

TOOL CUPBOARDS, CABINETS & TRUNKS

Our extensive range of tool cupboards provides plenty of storage for different types and shapes of tools. Ideal for workshops and engineering environments.

ARMORGARD TUFFBANK is a tough, sturdy range of storage boxes are built to a very high standard, boasting many anti-jemmy features. With a range of sizes to choose from TUFFSTOR is very popular for use inside vehicles. Castors can be fitted to make units mobile this will increase the height by 250mm.




SHELF LOAD
45kg


TOOL CUPBOARDS

Made for the heaviest uses with a reinforced base. 2000mm high cabinets are available on request.

- Welded 18-20swg steel construction
- Fully adjustable shelves
- Drawers on precision-glide runners
- Containers not included



Tool Panel



Louvre Panel



VRTCAB8 - Containers not included

Code	Type	Each
VRTCAB1	4 X Adjustable Shelves	£471.93
VRTCAB2	2 X Adjustable Shelves - Half Rear Tool Panel	£552.01
VRTCAB3	2 X Adjustable Shelves - Half Rear Louvre Panel	£552.01
VRTCAB4	Half Rear Tool Panel - Half Rear Louvre Panel	£552.01
VRTCAB5	Full Rear Tool Panel	£563.61
VRTCAB6	Full Rear Louvre Panel	£556.87
VRTCAB7	3 X Adjustable Shelves - 4 X 95mm Deep Drawer	£869.76
VRTCAB8	2 X Adjustable Shelves - 4 X 95mm Deep Drawer - Half Louvre Panel	£906.70
VRTCAB10	8 X 95mm Deep Drawer - Half Rear Tool Panel	£1,210.69



VRTCAB3



VRTCAB4



VRTCAB5



VRTCAB6



VRTCAB7



VRTCAB10



TUFFBANK

Built to a very high specification featuring the unique Internal anti-jemmy system, which is guaranteed to baffle thieves. Extremely strong, sturdy and secure but also very cost effective, defeating thieves time and time again.

- Heavy duty construction with 3mm lid
- Ultra robust 5 Lever deadlocks with anti-drill plates on both sides and anti-cut rollers in deadbolt
- Strong Chubb type keys supplied

Code	Type	Height	Width	Depth	Each
TB12	Truck Box	455mm	1275mm	510mm	£318.18
TB2	Site Box	665mm	1275mm	675mm	£463.64
TB21	Site Box	665mm	760mm	675mm	£381.82
TB3	Site Box	970mm	1275mm	675mm	£654.55
TB6	Truck Box	665mm	1970mm	675mm	£818.18
TB4	Site Chest	1275mm	1275mm	675mm	£936.36
TB5	Site Chest	1275mm	1585mm	675mm	£1,154.55
TB1	Van Box	475mm	985mm	540mm	£218.18

FROM ONLY
£218.18



FROM ONLY
£334.55

TUFFSTOR CABINET

Cabinet style security boxes with adjustable shelving. Designed to keep tools, equipment and fixings more organised and accessible. Also ideal for inside a vehicle where they occupy less floor space than traditional security boxes.

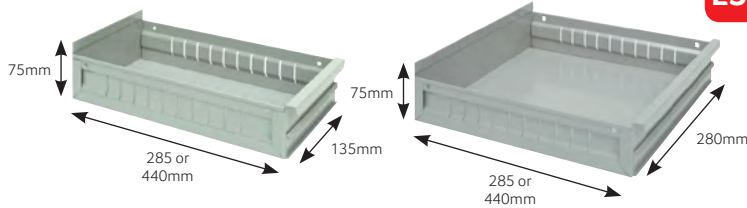
- Heavy duty door with 5 lever deadlocks
- Fully adjustable shelves fitted on all sizes
- Fork lift skids on all sizes

Code	Height	Width	Depth	Each
TSC1	950mm	500mm	530mm	£334.55
TSC2	1250mm	800mm	580mm	£640.00
TSC3	1550mm	1200mm	580mm	£1,116.36

HIGH DENSITY STORAGE CABINETS

Offering strong storage cabinets for a high density of components.

The use of drawer dividers means the cabinets can be arranged to suit product and rate of use. Tilting mechanism means that each drawer can be viewed and accessed easily.



FROM ONLY
£568.⁰³



Drawer cantilever from the back allowing easy access to items

HALF HEIGHT HIGH DENSITY CABINETS

Low height parts storage system with or without lockable doors for security.

- Drawer dividers available for further stock separation (not available for 205 x 180mm size drawers).
- Steel drawers have a rear retaining lip to hold drawer in unit while contents are viewed/accessed.

Code	Type	Compartments	Height	Width	Depth	Drawer Size	Each
VDCD21	Without doors	30	1070mm	895mm	305mm	W280mm x H75mm x D285mm	£568.03
VDCD22	Without doors	30	1070mm	895mm	460mm	W280mm x H75mm x D440mm	£611.97
VDCD06	Without doors	60	1070mm	895mm	305mm	W135mm x H75mm x D285mm	£882.42
VDCD07	Without doors	60	1070mm	895mm	460mm	W135mm x H75mm x D440mm	£915.06
VDCD21D	With doors	30	1070mm	895mm	305mm	W280mm x H75mm x D285mm	£697.99
VDCD22D	With doors	30	1070mm	895mm	460mm	W280mm x H75mm x D440mm	£744.57
VDCD06D	With doors	60	1070mm	895mm	305mm	W135mm x H75mm x D285mm	£1,010.21
VDCD07D	With doors	60	1070mm	895mm	460mm	W135mm x H75mm x D440mm	£1,044.91



Available with or without doors

FULL HEIGHT HIGH DENSITY CABINETS

Full height parts storage system with or without lockable doors for security.

- Drawer dividers available for further stock separation (not available for 205 x 180mm size drawers).
- Steel drawers have a rear retaining lip to hold drawer in unit while contents are viewed/accessed.

Code	Type	Compartments	Height	Width	Depth	Drawer Size	Each
VDCD23	Without doors	45	1600mm	895mm	305mm	W280mm x H75mm x D285mm	£723.30
VDCD24	Without doors	45	1600mm	895mm	460mm	W280mm x H75mm x D440mm	£784.39
VDCD09	Without doors	90	1600mm	895mm	305mm	W135mm x H75mm x D285mm	£1,321.09
VDCD10	Without doors	90	1600mm	895mm	460mm	W135mm x H75mm x D440mm	£1,368.78
VDCD23D	With doors	45	1600mm	895mm	305mm	W280mm x H75mm x D285mm	£857.48
VDCD24D	With doors	45	1600mm	895mm	460mm	W280mm x H75mm x D440mm	£915.37
VDCD09D	With doors	90	1600mm	895mm	305mm	W135mm x H75mm x D285mm	£1,460.21
VDCD10D	With doors	90	1600mm	895mm	460mm	W135mm x H75mm x D440mm	£1,511.24

Small Parts Storage

Need free standing or desk top small parts storage units?

Our STORAGE CONTAINER section features a wide range of products to meet your needs.



SEE PAGE 99

SECURITY CABINETS & SAFES

SECURITY CABINETS

If you're looking for a safe secure cabinet, chances are you have cash or valuables that you're looking to keep out of the hands of the opportunist thief. The cupboards below meet European Standards EN-14450 with a cash rating of £2k.



KEY LOCKING SECURITY CABINETS

Ideal for storing large or bulky items. Available in 5 sizes for flexibility. Light Grey in colour (RAL7035).

- £2,000 cash rating (10x valuables)
- Independently tested and certified to EN 14450 S1 by VdS test house
- 3mm steel body with 3 way locking

Code	Height	Width	Depth	Each
VSFSC-050-KEY	430mm	446mm	364mm	£445.24
VSFSC-065-KEY	550mm	446mm	364mm	£475.70
VSFSC-110-KEY	790mm	496mm	364mm	£632.63
VSFSC-155-KEY	1150mm	496mm	364mm	£790.48
VSFSC-215-KEY	1510mm	496mm	364mm	£873.25

ELECTRONIC LOCKING SECURITY CABINETS

Ideal for storing large or bulky items. Available in 5 sizes for flexibility. Light Grey in colour (RAL7035).

- £2,000 cash rating (10x valuables)
- Independently tested and certified to EN 14450 S1 by VdS test house
- 3mm steel body with 3 way locking

Code	Height	Width	Depth	Each
VSFSC-050-ZE	430mm	446mm	364mm	£652.94
VSFSC-065-ZE	550mm	446mm	364mm	£683.40
VSFSC-110-ZE	790mm	496mm	364mm	£840.33
VSFSC-155-ZE	1150mm	496mm	364mm	£998.18
VSFSC-215-ZE	1510mm	496mm	364mm	£1,080.95

INSTALLATION - SECURITY CABINETS

ZINSTSFSC050-215	£192.31
------------------	---------

FIRE RESISTANT FILING CABINET

High quality cabinet offering 60 minutes protection from fire at 950°C. Designed for the safekeeping of paper files.

- 1406H x 528W x 575Dmm
- Adjustable hanging rails accept foolscap, A4 or and A5 hanging folders
- Independently tested in Sweden (SP60 test)
- Flush handles to prevent injury

Code	Each
VFCFF4DFCK	£1,422.50



KEY CABINETS

Key cabinets are useful both in the workplace and at home. The Key Access Unit is ideal for sharing keys e.g. sheds, holiday homes, care-worker access and are installed in a discreet location.



BUDGET KEY CABINETS

- This quality range of key cabinets offers a simple and affordable solution to your key storage requirements.
- This quality range of key cabinets offers a simple and affordable solution to your key storage requirements
- Sturdy 1.5mm steel cabinets with tough powder coated light grey finish
- Fixed coloured and numbered hook bars with matching key tabs

FROM ONLY
£38.46

Code	Height	Width	Depth	Each
VK020	255mm	180mm	80mm	£38.46
VK030	300mm	210mm	80mm	£46.16
VK048	350mm	300mm	80mm	£91.54
VK100	550mm	380mm	80mm	£143.08



STANDARD KEY CABINETS

Loose keys are lost keys - Control them with a key management system.

- 1.5mm steel cabinet with flush closing rim to resist forced entry
- Adjustable colour coded and numbered hook bars allow the layout to be customised
- Ingenious key tabs are designed to hang so that the number is always visible

FROM ONLY
£63.85

Code	Height	Width	Depth	Each
VKC020	260mm	185mm	80mm	£63.85
VKC030	305mm	215mm	80mm	£80.00
VKC048	355mm	300mm	80mm	£136.93
VKC100	550mm	380mm	80mm	£220.01



FROM ONLY
£48.62

KEY ACCESS UNIT

Suitable for a wide variety of applications including: Care Homes, home care worker access, domestic use spare key, afterschool access, neighbour access, hospitals and colleges, car park attendants & building sites, holiday homes and caravan parks.

- Solid Zinc body to resist against hammering or sawing
- Weather resistant a suitable for outdoor use
- 4-digit programmable combination offering 10,000 possible codes

Code	Height	Width	Depth	Each
V5415D	135mm	105mm	46mm	£48.62



Open fronted small parts storage and components containers.
See pages 100-101

Free standing static & mobile louvre panels with LINBINS.
See pages 106-107



Shelving with a range of different sized LINBINS.
See pages 110-111

Steel bin cabinets for high density storage of small items.
See page 114



Range of industrial containers in a wide range of sizes.
See pages 116-124

Range of industrial, commercial and office storage containers and bins to suit a variety of environments and working practices.

LINBINS

LINBIN Container Range	100
Economy Recycled Range	102
Anti-Bacterial Clear Range	102
Neon LINBIN Container Range	103
Lintrays	104

LOUVRE PANELS AND LINBINS

Wall Panels & Linbins	105
Louvre Panels and LINBINS	106
Louvre Trolleys and LINBINS	108

SHELVING AND LINBINS

Stockrax & Wire Shelving with LINBINS	110
---------------------------------------	-----

SMALL PARTS STORAGE

Anti-static Small Parts	112
Clear Plastic Bin Cabinets	113
Steel Bin Cabinets	114
Tilt Bins	115

STORAGE CONTAINERS

Gratnells Small Parts Storage	116
Euro Picking Containers	117
Euro Containers	118
Stack & Nest Containers	120
Attached Lid Containers	121

EVERYDAY CONTAINERS

Domestic & Light Industrial Containers	122
--	-----

DOLLIES & PALLETS

Plastic Dollies	123
Plastic Pallets	124

THE ORIGINAL LINBINS

LINBIN PLASTIC CONTAINERS

THE BRAND that stands for quality and value

We are the manufacturers of the Original **LINBIN**, and they are produced by our technicians in Leicester, UK. If it says **LINBIN** on the side then you're assured of quality.

We offer next day delivery on all **LINBINS** in all colours and sizes and we are able to produce bespoke colours and additives for specialist use.

Our **LINBINS** are compatible with a wide range of storage systems to make the most of your space.

Did you know?

- There is a 100% recycled **LINBIN** range
- The **CLEAR LINBIN** now has an anti-bacterial additive as standard
- We have a new **NEON LINBINS** range ideal for homes and schools

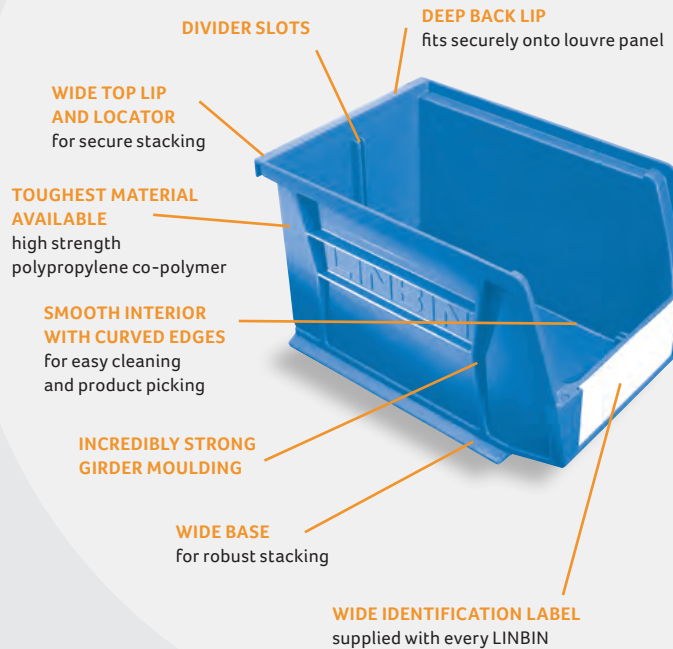


**NEXT DAY
DELIVERY**
ON ALL LINBINS

LINBINS Size Chart


Linbin Size	Height	Width	Depth	Load Capacity – Fixed To Louvre Panel	Load Capacity – Stacked	LBU
2	135mm	105mm	75mm	4.5kg	9kg	1
3	190mm	105mm	75mm	4.5kg	13.5kg	1
4	210mm	140mm	130mm	13.5kg	27kg	2
5	280mm	140mm	130mm	13.5kg	27kg	2
6	280mm	210mm	180mm	22.5kg	27kg	4
7	375mm	210mm	180mm	22.5kg	36kg	4
8	375mm	420mm	180mm	27kg	54kg	8
9	455mm	210mm	230mm	27kg	68kg	5
10	455mm	420mm	295mm	45kg	68kg	12

LINBINS™



LINBIN Dividers

Dividers create even more picking space for multiple items while still using the same space.



Order Code	Pack Qty	For Linbin Size	RRP
VDKP2	20	Size 2	£9.79
VDKP3	20	Size 3	£11.63
VDKP4	20	Size 4	£17.13
VDKP5	10	Size 5	£11.51
VDKP6	10	Size 6	£18.38
VDKP7	5	Size 7	£10.23
VDKP8	5	Size 8	£10.23
VDKP10	3	Size 10	£14.77

**CALL FOR LARGE
QUANTITY ORDERS**

- Available for all **LINBINS** with the exception of Size 9
- Size 8 and 10 take 3 dividers

FROM ONLY
49p EACH

INDUSTRIAL COLOURED LINBINS

CALL FOR LARGE
QUANTITY ORDERS

NEXT DAY
DELIVERY
ON ALL LINBINS

FROM ONLY
97p EACH



STORAGE CONTAINERS & PICKING BINS

THE ORIGINAL open fronted small parts storage and components bin. Available in standard grey and 4 primary colours for effective colour coding.

- Made from premium quality polypropylene
- Can be used as an all-purpose plastic container
- Strong enough to stack: reinforced ribbing gives it strength and rigidity
- 9 sizes in 5 colours
- A full width lip gives increased strength and stability when used on a louvre panel
- Each box of bins comes complete with labels
- Dividers available to provide smaller picking spaces



LINBINS™



Order Code	Size	Height	Width	Depth	Pack Qty	LBUC	RRP
VPK02--	Size 2	75mm	105mm	135mm	20	1	£19.39
VPK03--	Size 3	75mm	105mm	190mm	20	1	£25.11
VPK04--	Size 4	130mm	140mm	210mm	10	2	£25.38
VPK05--	Size 5	130mm	140mm	280mm	10	2	£35.86
VPK06--	Size 6	180mm	210mm	280mm	10	4	£58.45
VPK07--	Size 7	180mm	210mm	375mm	10	4	£60.15
VPK08--	Size 8	180mm	420mm	375mm	5	8	£49.73
VPK09--	Size 9	230mm	210mm	455mm	5	5	£61.52
VPK10--	Size 10	295mm	420mm	455mm	3	12	£51.63

RD BL GN YE GR

Please add a suffix in place of dashes for colour when ordering. Note: packs are in quantities stated -- one colour per pack.

ECONOMY RECYCLED LINBINS

STORAGE CONTAINERS & PICKING BINS

Our MOST ECONOMICAL small parts bin.

Our black recycled LINBINS are made of 100% recycled product. Quality is not compromised and you can expect the same functionality from this economical range, working perfectly individually, stacked, hung from louvre panels, on shelving, or in any cupboard.

CALL FOR LARGE QUANTITY ORDERS



FROM ONLY
82p EACH



Order Code	Size	Height	Width	Depth	Pack Qty	LBU	RRP
VPK02BLK	Size 2	75mm	105mm	135mm	20	1	£16.38
VPK03BLK	Size 3	75mm	105mm	190mm	20	1	£19.91
VPK04BLK	Size 4	130mm	140mm	210mm	10	2	£20.52
VPK05BLK	Size 5	130mm	140mm	280mm	10	2	£29.32
VPK06BLK	Size 6	180mm	210mm	280mm	10	4	£42.66
VPK07BLK	Size 7	180mm	210mm	375mm	10	4	£47.88
VPK08BLK	Size 8	180mm	420mm	375mm	5	8	£37.78
VPK09BLK	Size 9	230mm	210mm	455mm	5	5	£50.16
VPK10BLK	Size 10	295mm	420mm	455mm	3	12	£40.94

- Manufactured from recycled tough polypropylene for long life
- Stacking bins with reinforced ribs to avoid distortion or weakness
- Full width lip means they can be hung from louvre panels
- Labels supplied at no extra charge
- Trolleys, freestanding panels, wall mounted panels, cabinet and shelf kits are all available as part of the LINBIN range

LINBINS

**NEXT DAY
DELIVERY**
ON ALL LINBINS

Anti-bacterial Clear LINBINS

Our antibacterial clear LINBINS are designed for specialist use in hygiene sensitive zones. The antibacterial additive minimises the spread of germs and diseases.

Made from the same quality materials and with the same capacities as our classic LINBINS, you are assured of a tough, durable storage solution.

- A favourite in schools, hospitals, and surgeries
- Also popular with mobile health units and ambulances
- Often used in kitchens and areas where food is present
- Often sold with shelving and cupboards which also have been coated with antibacterial additive

PERFECT FOR:

- ✓ HOSPITALS
- ✓ DENTISTS
- ✓ AMBULANCE UNITS
- ✓ MOBILE MEDICAL CENTRES
- ✓ SMALL STOCK ROOMS



Order Code	Size	Height	Width	Depth	Pack Qty	LBU	RRP
VPK02CLH	Size 2	75mm	105mm	135mm	20	1	£24.53
VPK04CLH	Size 4	130mm	140mm	210mm	10	2	£32.69
VPK06CLH	Size 6	180mm	210mm	280mm	10	4	£78.65
VPK08CLH	Size 8	180mm	420mm	375mm	5	8	£68.59

NEON RANGE LINBINS

LINBINS™

STORAGE CONTAINERS & PICKING BINS

Contemporary BRIGHT COLOURS for the home, school or funky office!

- Available in 5 Neon colours
- Currently available in 4 popular sizes
- Still can be purchased with louvre panels, shelving and cupboards
- Labels supplied at no extra charge



NEW

The new **NEON** range brings a modern look **LINBIN** for home, school and office. Also great for front of house retail or any branded area. Incorporating the quality you would expect from the **LINBIN** brand.



Order Code	Size	Height	Width	Depth	Pack Qty	LBU	RRP
VPK05--	Size 5	130mm	140mm	280mm	10	2	£37.57
VPK06--	Size 6	180mm	210mm	280mm	10	4	£61.24
VPK07--	Size 7	180mm	210mm	375mm	10	4	£63.02
VPK08--	Size 8	180mm	420mm	375mm	5	8	£52.10

LINBINS™

LM OR PK CY PR

Please add a suffix in place of dashes for colour when ordering. Note: packs are in quantities stated – one colour per pack.

Stylish Black & White Louvre Panels

To complement the new vibrant colours. You might want to think about moving away from that Industrial blue and grey louvre panel and go for black or white instead. This will really make your louvre panels and bins stand out from the crowd. You could use these in your kitchen, office, garage or retail store. Please note: These panels will be painted to order.

FULL RANGE OF
LOUVRE
PANELS
SEE PAGE 107




LINTRAYS

LINTRAYS are particularly designed for shelving cabinets and storage systems. This product is popular in the electronic and automotive industries. The LINTRAY comes with features that ensures greater productivity with quick stock access and improved work safety.

- End stops fit to the back of the trays and keep the tray at the optimum angle for picking
- Index cards at the back of the trays, as well as the front, to make stock picking quick and accurate
- 500mm trays can be divided to provide up to 9 individual compartments
- Each pack of LINTRAYS comes with 40 labels

LINBINS™



Order Code	Height	Width	Depth	Pack Qty	RRP
VTOPK1	80mm	94mm	400mm	20	£56.89
VTOPK2	80mm	188mm	400mm	10	£42.36
VTOPK3	115mm	188mm	400mm	10	£60.17
VTOPK4	80mm	94mm	500mm	20	£65.26
VTOPK5	80mm	188mm	500mm	10	£46.36
VTOPK6	115mm	188mm	500mm	10	£62.67

LINTRAY Dividers

Dividers designed to fit LINTRAYS for further segmenting.

- 400mm deep trays have provision for 6 dividers giving up to 7 separate storage compartments
- 500mm trays can be divided to provide up to 9 individual compartments.



LINTRAY End Stops

The end stops of the LINTRAYS hold the tray at a convenient angle for order picking. Wire end stops prevent the tray moving beyond the shelf edge.



Order Code	To Fit Lintray	Pack Qty	RRP
VTPART1	VTOPK1 / VTOPK4	20	£7.10
VTPART2	VTOPK2 / VTOPK5	10	£5.46
VTPART3	VTOPK3 / VTOPK6	10	£6.82


Order Code	To Fit Lintray	Pack Qty	RRP
VESW1	VTOPK1 / VTOPK4	20	£38.22
VESW2	VTOPK2 / VTOPK3 / VTOPK5 / VTOPK6	10	£19.11

WALL PANELS AND LINBINS









LINBINS

Make the most of your wall space. Design an ergonomic solution. Wall mounted louvre panels provide a valuable and versatile storage unit for the home and the workplace. Panels are made from pressed steel and finished in grey epoxy powder coating as standard.


- Available in three sizes: Small (450mm), Medium (900mm), Large (1400mm)
- Bins available in Blue, Red, Grey and Black











SMALL

Order Code	No. of Linbins	In sizes	Colour	Height	Width	RRP
VWPKA--	16	2	   	450mm	500mm	£31.71
VWPKB--	16	3	   	450mm	500mm	£37.01

Please add suffix when ordering: Red (RD), Black (BLK), Blue (BL), Grey (GR)



MEDIUM

Order Code	No. of Linbins	In sizes	Colour	Height	Width	RRP
VWPKC--	25	4, 2	   	900mm	500mm	£64.68
VWPKD--	25	5, 3	   	900mm	500mm	£80.25

Please add suffix when ordering: Blue (BL), Black (BLK), Grey (GR), Red & Blue (COL)

LARGE

Order Code	No. of Linbins	In sizes	Colour	Height	Width	RRP
VWPKF--	27	4, 5	   	1400mm	500mm	£124.41

Please add suffix when ordering: Blue (BL), Black (BLK), Grey (GR), Red & Blue (COL)



STORAGE CONTAINERS & PICKING BINS

MAKE YOUR LOUVRE+LINBIN STORAGE SOLUTION


What you need to know

- Each LINBIN size will require a certain amount of space on a louvre panel. This is called the LINBIN Unit (LBU).
- The number of LINBINS each panel can accommodate is called the LINBIN Unit Capacity (LBUC).
- Adding together the LINBIN Unit values should match the LINBIN Unit Capacity to utilise the full space available.

Example

On a louvre panel with a LBUC of 16 (Code: VLP1) you can fit:
 8 Size 2 or Size 3 LINBINS as they have an LBU of 1 = 8 LBU
 2 Size 6 LINBINS as they have an LBU of 4 = 8 LBU

Example: VLP 1 Panel = total 16 LBUC:



4 x Size 2
(total 4 LBU)

4 x Size 3
(total 4 LBU)

2 x Size 6
(total 8 LBU)

8 x LBU 1 = 8

2 x LBU 4 = 8

Total LBU 16

LINBINS™

Wall mounted louvre panels provide a valuable and versatile storage unit.

Fixing holes are positioned so they can be interlinked for a continuous run. They are often used for bench ends, sides of desks and even backs of doors.


- Made from pressed steel for durability
- Epoxy powder coated paint gives a smart appearance
- Suitable for walls, desks, workbenches and doors

See our
**LOUVRE
 PANEL KITS**
 that come with a
 selection of LINBINS
 for a complete small
 parts storage
 solution



MAKE YOUR LOUVRE+LINBIN STORAGE SOLUTION

1 Choose your louvre panel



Coloured Steel Louvre Panels

Code	LBUC	Height	Width	Pack Qty	RRP
VLP1 +colour	16	450mm	500mm	1	£15.21
VLP2 +colour	32	900mm	500mm	1	£22.04
VLP3 +colour	52	1400mm	500mm	1	£27.29
VLP4 +colour	68	1800mm	500mm	1	£43.56

Colours available:

BLK WH BL GR

Standard Steel Louvre Panels

Code	LBUC	Height	Width	Pack Qty	RRP
2LP0018X2	18	457mm	228mm	2	£19.08
2LP0036X2	36	914mm	228mm	2	£24.38
2LP0066X2	66	1676mm	228mm	2	£40.81
3LP0018X2	27	457mm	332mm	2	£25.97
3LP0036X2	54	914mm	332mm	2	£29.68
3LP0066X2	99	1676mm	332mm	2	£59.36
4LP0018X2	36	457mm	436mm	2	£25.44
4LP0036X2	72	914mm	436mm	2	£41.87
4LP0066X2	132	1676mm	436mm	2	£94.34

Colours available:

GR

2 Choose LINBINS for your storage



LINBINS Information Chart

Code	*LBU	Size	Height	Width	Depth	Pack Qty	Max load on the panel
VPK02	1	2	75mm	105mm	135mm	20	4.5kg
VPK03	1	3	75mm	105mm	190mm	20	4.5kg
VPK04	2	4	130mm	140mm	210mm	10	13.5kg
VPK05	2	5	130mm	140mm	280mm	10	13.5kg
VPK06	4	6	180mm	210mm	280mm	10	22.5kg
VPK07	4	7	180mm	210mm	375mm	10	22.5kg
VPK08	8	8	180mm	420mm	375mm	5	27kg
VPK09	5	9	230mm	210mm	455mm	5	27kg
VPK10	12	10	295mm	420mm	455mm	3	45.5kg

Colours available:

BL RD GN YE BLK GR CL LM OR PK CY PR

* LINBIN Unit Capacity

HANGERS

Also known as Spigots

- Hang products that don't fit easily on a shelf
- The ideal solution to hanging awkward shaped products or items on a louvre panel
- Use with LINBINS for hanging products like scissors and small tools on a louvre panel



WIRED SPIGOTS



WELDED SPIGOTS

Order Code	Length	Capacity	Diameter	RRP
WRS2	125mm	9kg	N/A	£1.50
WRS1	125mm	4kg	N/A	£1.50
WLS4	300mm	9kg	12.7mm	£3.50
WLS3	150mm	3kg	12.7mm	£3.00
WLS2	300mm	10kg	16mm	£3.50
WLS1	150mm	5kg	16mm	£3.00

LOUVRE TROLLEYS AND LINBINS

Easy to use for

- Moving stock to and from production lines
- Mobile picking areas
- Additional capacity alongside a workbench
- Temporary storage locations

Essential product details

- Freestanding for easy and flexibility of use
- Strong and durable all steel panel and base
- Finished with grey epoxy powder coated painted panels and powder coated blue stands
- Comes with 2 braked castors as standard
- Available as a double sided unit
- Different number of LINBIN combinations of size and colour

A heavy duty framed trolley completed with 2 braked rubber castors as standard.



FROM ONLY
£401.61



LOUVRE PANEL TROLLEY WITH 72 LINBINS

Code	Number of Linbins	Linbin Sizes		Each
VTRPKABLK	72	2, 3, 4, 8		£521.31
VTRPKABL	72	2, 3, 4, 8		£546.51
VTRPKAGR	72	2, 3, 4, 8		£546.51
VTRPKACOL	72	2, 3, 4, 8		£546.51



LINBINS™

LOUVRE PANEL TROLLEY WITH 80 LINBINS

Code	Number of Linbins	Linbin Sizes	Colour	Each
VTRPKBBLK	80	2, 4		£461.46
VTRPKBBL	80	2, 4		£474.06
VTRPKBGR	80	2, 4		£474.06
VTRPKBCOL	80	2, 4		£474.06



EMPTY TROLLEYS

Code	Height	Width	Depth	LBUC	Panel Size	Each
VTRP1000	1100mm	1060mm	600mm	136	Panel Size H900mm x W1012mm	£401.61
VTRP1400	1600mm	1560mm	600mm	344	Panel Size H1400mm x W1512mm	£479.31

**CALL US FOR
SPECIFIC LINBINS
SIZES AND COLOURS**

FREESTANDING LOUVRE PANELS



Free standing louvre panels are available in single or double sided units. An initial unit can be extended by simply bolting on an additional 'add bay' panel.

- LINBINS of varying sizes and colours can be added
- Freestanding for easy and flexibility of use
- Strong and durable quality with grey epoxy powder coated paint
- Fixing holes means they can be quickly and easily interlinked for a continuous run
- Grey louvre panel and blue feet

LINBINS™



VSTRPKABL



VSTRPKABLK



VSTRPKACOL



VSTRPKAGR



SINGLE SIDED FREESTANDING LOUVRE PANELS WITH LINBINS

Order Code	Height	Width	Depth	No. of Linbins	Linbin sizes	Panel Size	Colour	RRP
VSTRPKABLK	1900mm	1065mm	540mm	40	2, 5, 6, 8	Panel Size H1800mm x W1012mm		£316.04
VSTRPKABL	1900mm	1065mm	540mm	40	2, 5, 6, 8	Panel Size H1800mm x W1012mm		£337.04
VSTRPKACOL	1900mm	1065mm	540mm	40	2, 5, 6, 8	Panel Size H1800mm x W1012mm		£337.04
VSTRPKAGR	1900mm	1065mm	540mm	40	2, 5, 6, 8	Panel Size H1800mm x W1012mm		£337.04

Build our own

STARTER BAYS

Order Code	Type	Height	Width	Depth	LBUC	Panel Size	RRP
VSSR1410I	Single	1500mm	1100mm	540mm	135	Panel Size H1400mm x W1012mm	£218.91
VSSR1810I	Single	1900mm	1100mm	540mm	153	Panel Size H1800mm x W1012mm	£233.61
VDSR1410I	Double	1500mm	1100mm	770mm	270	Panel Size H1400mm x W1012mm	£284.54
VDSR1810I	Double	1900mm	1100mm	770mm	306	Panel Size H1800mm x W1012mm	£306.56

ADD BAYS

Order Code	Type	Height	Width	Depth	LBUC	Panel Size	RRP
VSSR1410A	Single	1500mm	1065mm	540mm	135	Panel Size H1400mm x W1012mm	£166.94
VSSR1810A	Single	1900mm	1065mm	540mm	153	Panel Size H1800mm x W1012mm	£181.64
VDSR1410A	Double	1500mm	1065mm	770mm	270	Panel Size H1400mm x W1012mm	£217.34
VDSR1810A	Double	1900mm	1065mm	770mm	306	Panel Size H1800mm x W1012mm	£239.39

ECONOMY SHELVING AND LINBINS

Quick and easy to install for small item storage

A boltless shelving system that is easily built by tapping together with a mallet. This cost effective shelving solution comes complete with recycled LINBINS. It is ideal for storerooms, offices, retail areas, garages and in schools.

Key Details

- 15mm chipboard shelves
- 150kg UDL per shelf (uniformly distributed load)
- Comes with Size 5 LINBINS (H130mm x W140mm x D280mm)

**ECONOMY
RECYCLED
LINBINS**
SEE PAGE 102



RECYCLED LINBIN



36 LINBINS



72 LINBINS

FROM ONLY
£151.68



Order Code	Height	Width	Depth	RRP
VBLK1BLK	1830mm	900mm	300mm	£289.36
VBLK2BLK	915mm	900mm	300mm	£151.68

INDUSTRIAL SHELVING AND LINBINS

STANDARD DUTY SHELVING AND LINBINS

Our Standard Duty adjustable shelving is built and designed in our factories in the UK. Easy to build boltless assembly with Grey Industrial Linbins - simply tapped together with a mallet. It's strong too; each shelf can take up to 360kg UDL (uniformly distributed load). Open all sides gives unrestricted access.

Key Details

- 18mm FSC certified chipboard shelves for additional strength
- Steel feet for floor fixing and protection
- Up to 360kg UDL per shelf (uniformly distributed load)
- Comes with Size 7 LINBINS (H180mm x W210mm x D375mm)

LINBINS™



GREY INDUSTRIAL LINBIN



40 LINBINS



50 LINBINS



70 LINBINS

FROM ONLY
£421.44



Order Code	Height	Width	Depth	No. of Linbins	RRP
VSLK1GR	1980mm	900mm	450mm	40	£421.44
VSLK2GR	1980mm	1200mm	450mm	50	£453.05
VSLK3GR	1980mm	1500mm	450mm	70	£533.27

CHROME SHELVING AND LINBINS

CHROME SHELVING UNIT COMPLETE WITH LINBINS

An easy to assemble smart chrome shelving with coloured LINBINS for small parts storage. Different colour LINBINS are also available.

This type of shelving has become very popular in food areas of restaurants and hotels, for the home in the kitchen and utility room. As well as being used in hospitals, stockrooms, front and back of house in retail.

Key Details

- Chrome Shelving Kit complete with LINBINS
- Easy to assemble boltless chrome shelving
- H1625mm x W915mm x D355mm
- LINBIN colour variations available

FROM ONLY
£184.²⁶



CHROME SHELVING WITH 8 X SIZE 7 & 4 X SIZE 8 LINBINS

Order Code	No. of Linbins	In Sizes	Colour	RRP
VCLK1BL	12	7, 8	Blue	£207.36
VCLK1BLK	12	7, 8	Black	£191.61
VCLK1COLA	12	7, 8	Yellow/Black	£199.49
VCLK1COLB	12	7, 8	Blue/Black	£207.36
VCLK1GR	12	7, 8	Grey	£207.36



CHROME SHELVING WITH 16 X SIZE 7 LINBINS

Order Code	No. of Linbins	In Sizes	Colour	RRP
VCLK2BL	16	7	Blue	£215.24
VCLK2BLK	16	7	Black	£199.49
VCLK2COL	16	7	Blue/Black	£207.36
VCLK2GR	16	7	Grey	£215.24



CHROME SHELVING WITH 8 X SIZE 8 LINBINS

Order Code	No. of Linbins	In Sizes	Colour	RRP
VCLK3BL	8	8	Blue	£199.49
VCLK3BLK	8	8	Black	£184.26
VCLK3COL	8	8	Yellow/Black	£192.14
VCLK3GR	8	8	Grey	£199.49



DO MORE WITH CHROME SHELVING



Available with sloping shelves



Add castors or add LINBINS for mobile storage solutions

CALL US FOR FURTHER INFORMATION




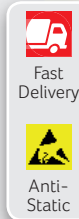
Range available to suit larger items

STORAGE CONTAINERS & PICKING BINS

SMALL PARTS STORAGE

ESD PROTECTED SMALL PARTS STORAGE

While we move and work, we continuously generate static electricity. If we touch a conductive object while being electrically charged, we cause the charge to be discharged into the object, creating an electric shock. This phenomenon is known as an ESD (Electro Static Discharge). If this is discharged into component boards or device connectors it can cause damage and reduced product reliability. Maintaining an unbroken protective ESD protective chain is essential to product quality so ESD protected small parts storage is vital.



FROM ONLY
£126.00



FROM ONLY
£165.00

ESD STORAGE TRAYS

Safeguard your components and products from harmful ESD related problems with these useful small parts containers & cabinets

- Suitable for all standard shelves with a depth of 300-600mm
- Corrugated base eases the picking of the smallest items
- Bins stack securely

Code	Height	Width	Depth	Quantity	Each
V3010-4ESD	82mm	92mm	300mm	30	£183.00
V4010-4ESD	82mm	92mm	400mm	30	£201.00
V5010-4ESD	82mm	92mm	500mm	30	£264.00
V3020-4ESD	82mm	186mm	300mm	15	£126.00
V4020-4ESD	82mm	186mm	400mm	15	£139.50
V5020-4ESD	82mm	186mm	500mm	15	£180.00
V6020-4ESD	82mm	186mm	600mm	15	£207.00
V4015-4ESD	100mm	132mm	400mm	20	£184.00
V5015-4ESD	100mm	132mm	500mm	20	£224.00
V6015-4ESD	100mm	132mm	600mm	15	£198.00

ESD STACKING BINS

Stacking bins can be used on louvre panel and rail systems

- There open front design gives great access to items
- Corrugated base eases the picking of the smallest items

Code	Height	Width	Depth	Quantity	Each
V1015-4ESD	75mm	105mm	165mm	60	£165.60
V1520-4ESD	105mm	149mm	192mm	45	£270.00
V1525-4ESD	130mm	149mm	250mm	30	£255.00
V1930-4ESD	156mm	186mm	300mm	24	£391.20
V1940-4ESD	156mm	186mm	400mm	24	£477.60
V1950-4ESD	182mm	186mm	510mm	12	£396.00
V3050-4ESD	182mm	310mm	500mm	6	£219.00

ESD TRAY DIVIDERS

Cross dividers to fit all ESD Storage Trays

- Made from semi-conductive polypropylene

Code	Type	Quantity	Each
VD-10-4ESD	For use with V3010-4ESD / V4010-4ESD & V5010-4ESD	100	£59.00
VD-15-4ESD	For use with V4015-4ESD / V5015-4ESD & V6015-4ESD	100	£91.00
VD-20-4ESD	For use with V3020-4ESD / V4020-4ESD / V5020-4ESD & V6020-4ESD	100	£113.00

ESD CABINETS

These cabinets combine a stylish design with practical accessories to provide a flexible and efficient ESD protected small parts storage

- Can be wall hung or mounted on turntables or worktops
- All ESD cabinets have dimensions of W310mm x D180mm

Code	Type	Height	Each
V294-4ESD	12 Drawers	290mm	£68.00
V291-4ESD	24 Drawers	290mm	£75.00
V554-4ESD	24 Drawers	550mm	£101.00
V551-4ESD	48 Drawers	550mm	£118.00



SMALL PARTS STORAGE

CLEAR PLASTIC BIN CABINETS

A very cost effective way of storing small components. Made in high quality 'impact proof' polypropylene. Having the versatility to be hung on a wall, mounted on a turntable or on a stand or trolley.



STORAGE CONTAINERS & PICKING BINS


290mm Height



550mm Height



FROM ONLY
£32.30



FROM ONLY
£218.00

STANDARD CLEAR PLASTIC BIN CABINETS

These versatile cabinets can be used as free standing units, hung on walls or mounted on a space saving turntable, stands or trolley.

- Grey frame and galvanized steel shelves; with crystal clear drawers
- Handles recessed for protection in transport
- All cabinets have the same width and depth dimensions: W310mm x D180mm

Code	Type	Height	Internal Drawer Dimensions (mm)	Each
V296-3	4 Drawer	290mm	H59 x W277 x D175	£32.30
V297-3	6 Drawer	290mm	H81 x W138 x D175	£32.30
V292-3	12 Drawer	290mm	H37 x W138 x D175	£32.30
V294-3	12 Drawer	290mm	H59 x W92 x D175	£32.30
V290C-3	16 Mixed Drawer	290mm	*Mixed compartment	£32.30
V291-3	24 Drawer	290mm	H37 x W69 x D175	£32.30
V290-3	30 Drawer	290mm	H37 x W55 x D175	£32.30
V556-3	8 Drawer	550mm	H59 x W277 x D175	£57.00
V557-3	12 Drawer	550mm	H81 x W138 x D175	£52.00
V552-3	24 Drawer	550mm	H37 x W138 x D175	£57.00
V554-3	24 Drawer	550mm	H59 x W92 x D175	£57.00
V550C-3	32 Mixed Drawer	550mm	*Mixed compartment	£57.00
V551-3	48 Drawer	550mm	H37 x W69 x D175	£57.00
V550-3	60 Drawer	550mm	H37 x W55 x D175	£57.00

*Mixed compartments for 290mm height cabinets - 12 no. H37 x W59 x D175mm, 3 no. H59 x W92 x D175mm, 1 no. H59 x W277 x D175mm
 *Mixed compartments for 550mm height cabinets - 24 no. H37 x W59 x D175mm, 6 no. H59 x W92 x D175mm, 2 no. H59 x W277 x D175mm

CLEAR PLASTIC BIN CABINET DRAWER DIVIDERS

Clear plastic cross dividers for drawers.

Code	Height	Width	Quantity	Type	Each
VV-00	32mm	47mm	200	For use with: H37 x W55 x D175 Drawers	£38.00
VV-01	32mm	61mm	150	For use with: H37 x W69 x D175 Drawers	£28.50
VV-02	32mm	128mm	100	For use with: H37 x W138 x D175 Drawers	£24.00
VV-04	55mm	82mm	100	For use with: H59 x W92 x D175 Drawers	£24.00
VV-06	55mm	266mm	50	For use with: H59 x W277 x D175 Drawers	£29.50
VV-07	74mm	128mm	50	For use with: H81 x W138 x D175 Drawers	£22.00

CLEAR PLASTIC BIN CABINET TURNTABLES

Needing only 0.25 square metres of floorspace, this free-turning assembly holds twelve 550 Series Visible Storage Cabinets in three layers. Each layer contains four cabinets. Stores up to 4320 different items.

- 400kg Load
- Ball bearing base
- Easy assembly. No tools required

Code	Type	Height	Width	Depth	Each
V12-550	Empty	1730mm	500mm	500mm	£218.00



FROM ONLY
£260.00

CLEAR PLASTIC BIN CABINET STANDS

Stylish design steel framed stand

- Can be used with any combination of 550mm cabinets
- Single stand holds four cabinets, double holds eight
- Epoxy Powder coated steel frame

Code	Type	Height	Width	Depth	Each
VB5550L	Single Stand	1585mm	760mm	420mm	£260.00
VB5550T	Double Stand	1585mm	760mm	600mm	£275.00
VBT550	Double Trolley	1700mm	760mm	600mm	£329.00

Please note: Cabinets ordered separately

SMALL PARTS STORAGE

STEEL BIN CABINETS

Storage bin cabinets provide flexible and practical storage for workshops, stores, manufacturing facilities and warehouses. Cabinets can be hung on the wall with screws, stacked on top of each other or mounted on turntables.

These steel bin cabinets include a frame, bins, labels and protective shields. Backstops hold the bins when fully extended. The sturdy steel frame has a durable powder-coat finish.



FROM ONLY
£97.00



STEEL BIN CABINETS

300 & 400mm depth bin cabinets with 8 or 16 bins within a steel frame.

- Cabinets can be used as free standing units, hung on walls or mounted on a space saving turntable
- Epoxy powder coated steel cabinet

Code	Type	Height	Width	Depth	External Bin Size (mm)	Each
V0830--	8 Bins	395mm	400mm	300mm	H82 x W186 x D300	£97.00
V0840--	8 Bins	395mm	400mm	400mm	H82 x W186 x D400	£108.00
V1630--	16 Bins	395mm	400mm	300mm	H82 x W92 x D300	£110.00
V1640--	16 Bins	395mm	400mm	400mm	H82 x W92 x D400	£127.00



Please replace last dash with a single number suffix for colour when ordering, e.g V0830-3



STEEL BIN CABINET DRAWER DIVIDERS

Cross dividers subdivide and segregate drawers. 300mm Range hold up to 4 per bin and 400mm Range hold up to 6 per bin.

Code	Quantity	Height	Width	Each
VD-10	100	70mm	75mm	£41.00
VD-20	50	70mm	167mm	£38.00



STEEL BIN CABINET RETAINING BARS

Retaining bars for storage bin cabinets

- Set of 4
- Allows storage bin cabinet to be used in vehicles
- Supplied flat packed

Code	Height	Width	Each
V-A400	80mm	400mm	£12.50



FROM ONLY
£452.00

STEEL BIN CABINET TURNTABLES

Compact 1680mm high steel bin cabinet turntables for use in service, workshop, production and storage areas. Units hold 16 cabinets of 400mm depth.

- Ball bearing base and dividers for 4 layers with each layer containing 4 cabinets
- Turntable KIT's: Include 8 x 8 drawer and 8 x 16 drawer cabinets
- 800kg Load

Code	Type	Width	Depth	Each
V16-300	Empty Turntable for 300mm Steel Bin Cabinets	700mm	700mm	£452.00
V16-400	Empty Turntable for 400mm Steel Bin Cabinets	800mm	800mm	£490.00

Need a Workbench?

Range of workbenches offering both style and practicality with a variety of worktop styles and sizes.

Also available with lockable under hung drawers and cabinets.



SEE PAGE 125

SMALL PARTS STORAGE

TILT BINS

Allows for easy access and fast picking and of course quick replenishment. They can be used on desks, counters, shelving and workbenches. The bins come with identification cards and the bins tilt in excess of 40 degrees.



FROM ONLY
£13.52



TILT BIN CABINETS

The ultimate visible storage method. Tilt bins allow stock to be seen, easily accessed and quickly replenished. Tilt Bins are robust and scratch resistant and easily removed for transport and cleaning. Each unit is housed in a 600mm wide outer casing module.

- Stackable for use on desks, counters, shelving or workbenches
- The tilt bins have fixing holes for wall mounting
- Identification cards for the individual tilt bins are included

Code	Type	Height	Width	Depth	*Capacity	Each
VSTVB9	Size 9 - 9 sections	75mm	601mm	51mm	0.1L	£13.52
VSTVB6	Size 6 - 6 sections	110mm	601mm	75mm	0.36L	£16.37
VSTVB5	Size 5 - 5 sections	160mm	601mm	110mm	1.05L	£23.75
VSTVB4	Size 4 - 4 sections	208mm	601mm	137mm	2.11L	£33.33
VSTVB3	Size 3 - 3 sections	243mm	601mm	163mm	4.15L	£45.68
VSTVB2	Size 2 - 2 sections	354mm	601mm	246mm	14L	£103.99

*Capacity is for individual bins



FROM ONLY
£761.49

DOUBLE SIDED TILT BIN CABINET TROLLEYS

Simple to assemble steel trolley with a maximum load capacity of 80kg each side. Trolley includes:

- 4 x Size 6 Bins (24 compartments)
- 2 x Size 5 Bins (10 compartments)
- 2 x Size 4 Bins (8 compartments)
- 2 x Size 3 Bins (6 compartments)
- 2 x Size 2 Bins (4 compartments)

Code	Height	Width	Depth	Each
VTVB1	1380mm	620mm	600mm	£761.49

RETAINING BARS FOR TILT BINS

Our retaining bars are manufactured from strong metal rods and keep boxes securely closed, especially good for when transporting product.

- Ideal for vans or mobile trolleys
- Easily fitted to any casing set

Code	Type	Each
VRTB326	For Size 3 - 6 Bins	£2.89
VRTB009	For Size 9 Bins	£2.89

Mobile Linbin Storage

Need to move a selection of stored items around the workplace?

With different size Linbins available these trolleys offer flexible, efficient storage.



SEE PAGE 108

SMALL PARTS STORAGE

GRATNELLS SMALL PARTS STORAGE

Gratnells is a brand associated with quality and known for supplying the education market place. However, its versatile product can be used in many more situations. Their famous trays teamed up with frames and trolleys provide flexible solutions for moving and storing equipment. Used by the medical profession, in laboratories they ensure practical, safe and durable storage at all times.

GRATNELLS TRAYS

Designed for every storage need, offering practicality, reliability and durability. These storage trays have many uses including in offices, garages, schools and domestic. Available in 5 colours; Black, Clear, Royal Blue, Kiwi Jelly and Silver.

- Designed to cope with heavy use year after year
- Clear lids and trays allows easy stock identification

Code	Type	Height	Width	Depth	Quantity	Each
F1--	Shallow Tray	75mm	312mm	427mm	6	£18.99
F2--	Deep Tray	150mm	312mm	427mm	3	£17.99
F25--	Extra Deep Tray	225mm	312mm	430mm	3	£18.99
F3--	Jumbo Tray	300mm	312mm	430mm	3	£29.99



Please add suffix BK, CL, RB, KJ or S in place of dashes for colour when ordering.
Note: S (Silver) is only available in F1 - Shallow and F2 - Deep trays.



FROM ONLY
£17.99

GRATNELLS TROLLEYS & TRAY SETS

Adjustable trolleys are the flexible answer for moving equipment around any environment. Simply slide any four heights of trays into the trolleys and you are ready to go.

- The best choice for organising prep rooms and workshops
- Market leading steel framed trolley tray storage units
- Complete mobile storage units

Code	Type	Height	Width	Depth	Each
1025S--	6 Shallow Silver Trays	850mm	370mm	420mm	£155.99
2025R--	10 Shallow Silver Trays	725mm	710mm	420mm	£249.99



Please add suffix BK, SL or KJ in place of dashes for colour when ordering

FROM ONLY
£155.99



GRATNELLS FRAMES & TRAY SETS

Steel frame kits hold different depths of strong sturdy trays ensuring safe handling of laboratory material and equipment. Using our standard runner and tray system a wide range of storage combinations can be created.

- Totally integrated system - ensures practical, safe and durable storage at all times
- Square steel tube frame with slots at 25mm intervals for fully adjustable system
- Steel frame with hard wearing epoxy coating, and polypropylene trays

Code	Type	Height	Width	Depth	Each
3325NTM--	18 Shallow Trays	725mm	1055mm	420mm	£279.99
2625GBK	18 Shallow and 2 Deep Black Trays	1850mm	710mm	420mm	£419.99
3625ABK	18 Shallow and 9 Deep Black Trays	1850mm	1055mm	420mm	£514.99
3625BBK	18 Shallow, 3 Deep and 3 Jumbo Black Trays	1850mm	1055mm	420mm	£504.99
2625F1SETBK	34 Shallow Black Trays	1850mm	710mm	420mm	£439.99
3625F1SETBK	51 Shallow Black Trays	1850mm	1055mm	420mm	£579.99



BK, CL or KJ into the product code where dashes are shown. Please note: 3325NTM steel frame is without metal top set.



FROM ONLY
£279.99



SMALL PARTS STORAGE

EURO PICKING CONTAINERS

These innovative open end stackable euro sized containers means you can still pick even when they are stacked. Available as fully open or with doors these containers can be transported around the working environment with the use of a dolly. See below for ready made kits with open ended containers or with drop down clear doors for ease of visibility and a dolly for easy mobility when needed. If transport of product is not key then simply make up a picking wall to suit your requirement.



OPEN END PICKING CONTAINERS

Open-end only stackable euro sized containers for easy access and picking of contents, even when containers are stacked. These strong containers are very practical and a great alternative to shelving, plus they can be easily manoeuvred with the use of transport dollies.

- Easy filling and emptying even when stacked
- Strong and durable
- Euro sizes for simple palletization

Code	Type	Capacity	Height	Width	Depth	Quantity	Each
BK-OP43/32	Without Doors	30 Litres	320mm	300mm	400mm	5	£64.61
BK-OP64/22	Without Doors	44.2 Litres	220mm	400mm	600mm	5	£68.90
BK-OP64/27	Without Doors	54.4 Litres	270mm	400mm	600mm	5	£76.88
BK-OP64/32	Without Doors	64.5 Litres	320mm	400mm	600mm	5	£78.14
BK-WD64/22	With Doors	44.2 Litres	220mm	400mm	600mm	5	£87.98
BK-WD64/27	With Doors	54.4 Litres	270mm	400mm	600mm	5	£97.10
BK-WD64/32	With Doors	64.5 Litres	320mm	400mm	600mm	5	£97.94

FROM ONLY
£64.⁶¹



MOBILE OPEN END PICKING CONTAINERS

Euro picking container trolley with 4 x stacked open end only (short end) picking containers.

- Trolley can be reconfigured with additional open end picking Euro containers. Includes 1 x drop on lid for top seated container
- Without drop doors
- 4 x rubber swivel wheels (noise reduction)

Code	Type	Height	Width	Depth	Capacity	Each
OPTR64/32-4DE-	Without Doors	1420mm	410mm	610mm	4 x 64.5 Litres	£92.30
WDTR64/32-4DE-	With Doors	1420mm	410mm	610mm	4 x 64.5 Litres	£108.14



Please add one letter suffix in place of dash for colour when ordering

FROM ONLY
£92.³⁰



OPEN END PICKING CONTAINER WALL

Open end only pick walls are ready-made combinations of open-end (without doors) picking, stackable Euro containers. Pick walls are versatile and easy to reconfigure allowing you to adjust and expand as you need changes.

- Lightweight containers
- Large pick openings
- Easy to reconfigure

Code	Type	Height	Width	Depth	Capacity	Each
PWBK-OP64/32-20	Without Doors	1560mm	1600mm	600mm	20 x 64.5 Litres	£299.23
PWBK-WD64/32-20	With Doors	1560mm	1600mm	600mm	20 x 64.5 Litres	£378.43

FROM ONLY
£299.²³



STORAGE CONTAINERS

EURO CONTAINERS

A Euro container is a versatile plastic box, stacking container, for storage and product movement from Goods In, through manufacturing, storage and right through to despatch at the far end.

- Uniform in dimensions
- Available in a variety of sizes
- Lids means they can be secured and covered making them easy to stack



SOLID EURO CONTAINERS WITHOUT LIDS

Modular inter-stacking containers with vertical sides for maximum internal volume.

- Designed specifically for stacking, popular distribution choice due to their tough construction
- Built in labelling areas
- Smooth, sealed surfaces and straight sides (to maximise capacity and aid stacking)

Code	Capacity	Height	Width	Depth	Each
21005-	5L	118mm	200mm	300mm	£7.40
21006G	6L	74mm	300mm	400mm	£10.58
21008G	8L	50mm	400mm	600mm	£10.04
21010-	10L	118mm	300mm	400mm	£10.59
21013-	12L	75mm	400mm	600mm	£11.13
21027-	15L	175mm	300mm	400mm	£12.33
21020-	20L	235mm	300mm	400mm	£12.40
2A021-	21L	120mm	400mm	600mm	£11.44
20028G	28L	150mm	400mm	600mm	£13.70
21030G	30L	319mm	300mm	400mm	£15.71

Code	Capacity	Height	Width	Depth	Each
21033-	34L	175mm	400mm	600mm	£16.41
2A045G	45L	235mm	400mm	600mm	£16.83
2A049G	45L	235mm	400mm	600mm	£16.76
21054G	54L	280mm	400mm	600mm	£21.93
21060-	60L	319mm	400mm	600mm	£21.93
20085G	75L	400mm	400mm	600mm	£30.26
21090G	87L	235mm	600mm	800mm	£32.81
21135G	125L	319mm	600mm	800mm	£37.13
21162G	162L	412mm	600mm	800mm	£41.32



Please add one letter suffix in place of dash for colour when ordering *Blue containers available on selected range, please call for more info

ECONOMY SOLID EURO CONTAINERS WITHOUT LIDS

Economy modular inter-stacking containers with vertical sides for maximum internal volume. Designed specifically for stacking, popular distribution choice due to their tough construction.

- Recycled pure-grade polypropylene
- Built in labelling areas
- Integrated shell handles

Code	Capacity	Height	Width	Depth	Each
2A021ECO	21L	120mm	400mm	600mm	£9.44
21033ECO	34L	175mm	400mm	600mm	£10.61
2A045ECO	45L	235mm	400mm	600mm	£12.49



EURO CONTAINER LIDS IN PACKS

Pack of 5 drop on lids for Euro stacking containers.

- Protects container contents from dust and dirt
- Lightweight
- Durable

Code	Depth	Height	Width	Each
BK-DE43	400mm	30mm	300mm	£27.25
BK-DE64	600mm	30mm	400mm	£31.27



SINGLE EURO CONTAINER LIDS

Lids for Euro Stacking container range.

- Made of strong and durable polypropylene

Code	Depth	Width	Each
61020-	400mm	300mm	£6.79
61060ECO	600mm	400mm	£5.39
61060-	600mm	400mm	£10.78
61087	800mm	600mm	£17.11



Please add one letter suffix in place of dash for colour when ordering. Note: 61087 only available in Grey, 61060ECO in Recycled Black



STORAGE CONTAINERS

SOLID EURO CONTAINERS WITH INTEGRAL LIDS

Euro stacking containers with integral lid constructed from food safe and industrial grade polypropylene. These boxes are extremely durable and built to last.

- Inter-stackable with handles on the two short sides
- Solid bases and solid sides
- Robust integral lid

Code	Capacity	Height	Width	Depth	Each
20C10	10L	129mm	300mm	400mm	£19.23
21C27	15L	105mm	300mm	400mm	£20.33
21C20	20L	246mm	300mm	400mm	£21.16
20C28	28L	161mm	400mm	600mm	£28.05
21C30	30L	330mm	300mm	400mm	£25.62
21C33	33L	164mm	400mm	600mm	£31.81
21C45	45L	246mm	400mm	600mm	£37.06
21C54	54L	291mm	400mm	600mm	£38.68
20C85	75L	423mm	400mm	600mm	£50.68

FROM ONLY
£19.23



VENTILATED EURO CONTAINERS

Ventilated Euro containers are ideal for use in fridges & freezers; ventilated models promote air flow, speed cooling & help maintain a consistent temperature.

- All models inter-stack to form a compact storage unit
- Built in labelling areas
- Constructed from food safe and industrial grade polypropylene

Code	Capacity	Height	Width	Depth	Each
21009	10L	118mm	300mm	400mm	£10.40
21014	12L	75mm	400mm	600mm	£10.36
21026	20L	235mm	300mm	400mm	£12.76
2A022	21L	120mm	400mm	600mm	£10.80
2A022ECO	21L	120mm	400mm	600mm	£9.22
20029	28L	150mm	400mm	600mm	£14.95
2A044	45L	235mm	400mm	600mm	£16.55
21055	52L	280mm	400mm	600mm	£21.68
21064	60L	319mm	400mm	600mm	£21.99
20086	75L	400mm	400mm	600mm	£27.02
21091	87L	235mm	600mm	800mm	£32.29
21136	125L	319mm	600mm	800mm	£37.90
21164	162L	412mm	600mm	800mm	£40.74

FROM ONLY
£9.22



CLEAR EURO CONTAINERS IN PACKS

Clear Euro stacking container cases with secure closing translucent hinged lids. Ideal for fast identification of contents, especially when cases are stacked. Available in 3 sizes.

- Euro dimensions for easy palletisation
- Can be easily transported on dollies
- Pack of 5 containers

Code	Capacity	Height	Width	Depth	Each
BK-LL43/22/C	24 Litres	235mm	300mm	400mm	£70.82
BK-LL64/22/C	46 Litres	235mm	400mm	600mm	£95.30
BK-LL64/32/C	66 Litres	335mm	400mm	600mm	£104.06

FROM ONLY
£70.82



EURO CONTAINER DIVIDERS

Packs of divider strips which snap to size required.

- Interlock to divide and segregate container in smaller sections
- Supplied in strips of 1100mm lengths

Code	Height	Quantity	Each
OT801504	150mm	20	£159.99
OT801904	190mm	20	£169.99
OT800804	88mm	30	£149.99
OT800404	45mm	60	£219.99

FROM ONLY
£149.99



STORAGE CONTAINERS

STACK & NEST CONTAINERS

Often seen in supermarkets as the nesting and ventilated containers are ideal for transporting food. They are easily cleaned and allow for accurate temperature control.



SOLID STACK & NEST CONTAINERS

Ideal for use in demanding environments, 180 degree stack-nest containers are strong & tough. Bi-colour models clearly identify stacking & nesting positions to prevent accidentally crushing contents by stacking in the wrong orientation.

- Used in high throughput distribution areas where colour distinction helps speed up the process
- Handles incorporated into design of box
- Strong and durable design that is built to last

Code	Capacity	Height	Width	Depth	Each
11018GG	18L	117mm	400mm	600mm	£11.98
11032--	32L	177mm	400mm	600mm	£19.22
11051--	50L	300mm	400mm	600mm	£21.94
11065GG	70L	400mm	400mm	600mm	£26.05



Please add two letter suffix in place of dashes for colour when ordering



FROM ONLY
£11.98

VENTILATED STACK & NEST CONTAINERS

Ventilated containers easy to clean and allow more accurate temperature control and minimised cooling times. Manufactured in a high density polyethylene, are resistant to the damaging effects of oil, most chemicals, solvents, water and steam for an extended service life.

- 70% height saving when nested
- Approved for direct food contact
- Will withstand temperatures from 0°F to 120°F

Code	Capacity	Height	Width	Depth	Each
11020	18L	117mm	400mm	600mm	£11.93
11034	32L	177mm	400mm	600mm	£18.90
11053	50L	300mm	400mm	600mm	£25.47
11066	70L	400mm	400mm	600mm	£25.47



FROM ONLY
£11.93

MAXINEST STACK & NEST CONTAINERS WITH SWING BAR

Market leading bale arm stack and nest produce trays for retail grocery logistics & Point of Sale display. Inter-stack with each other for safe distribution of products.

- Available as dual height option for use in a number of different applications
- Compatible with 600x400mm Dollies, stacking 2-up (side by side)
- Ideal for use in refrigerated conditions

Code	Height	Width	Depth	Capacity	Each
DH641002	106mm	400mm	600mm	10 & 16L	£9.89
SN431802	108mm	300mm	400mm	15L	£8.28
DH6410602	167mm	400mm	600mm	21 & 26L	£10.58
SN641902	199mm	400mm	600mm	35L	£10.87
SN641907	199mm	400mm	600mm	35L	£10.87
SN642202	225mm	400mm	600mm	38L	£16.55
SN642402	253mm	400mm	600mm	46L	£12.92
SN642602	267mm	400mm	600mm	46L	£15.07

Available in Economy Recycled plastic:

Code	Height	Width	Depth	Capacity	Each
SN641902ECO	199mm	400mm	600mm	35L	£9.25
SN642402ECO	253mm	400mm	600mm	46L	£9.25



FROM ONLY
£8.289

STORAGE CONTAINERS

ATTACHED LID CONTAINERS

Originally used for moving along conveyor belts and being used in any distribution network. A really versatile container increasingly popular in the house moving industry for delicate household items and increasingly sold within the domestic market.



Stackable, robust and re-usable meaning cost savings in transport and helps reduce carbon footprint.



FROM ONLY
£9.50



FROM ONLY
£14.18

TOTEXBOX GREEN ATTACHED LID CONTAINERS

Totexbox Green Attached Lid Containers stack securely for efficient distribution. Strong and durable polypropylene distribution containers with integral hinged lids, stackable up to 6 high. Reinforced bases mean they are ideal for conveyor use.

- Reusable, reduce carbon footprint and nest to save return transport costs
- Boxes stack with lids closed and nest when lids are open
- Suitable for use between -20°C and +80°C

Code	Capacity	Height	Width	Depth	Each
10005	4L	130mm	200mm	300mm	£9.50
10010	6L	200mm	200mm	300mm	£10.49
10020	20L	252mm	300mm	400mm	£15.07
10025	25L	320mm	300mm	400mm	£15.69
10040	40L	250mm	400mm	600mm	£18.88
10A5B	54L	320mm	400mm	600mm	£19.54
10A6B	64L	365mm	400mm	600mm	£21.77
10083	80L	368mm	460mm	710mm	£23.45

ECONOMY ATTACHED LID CONTAINERS

Economy Black Ecototes provide a secure distribution solution with a robust structure and integral hinged lids. These are a slightly cheaper alternative to our standard containers made from virgin material as these are manufactured from recycled plastic.

- Not suitable for food transportation
- Strong and durable design that is built to last
- Slot for labels incorporated into design of the box

Code	Capacity	Height	Width	Depth	Each
10A5BREGRIND	54L	320mm	400mm	600mm	£14.18
10A6BREGRIND	64L	365mm	400mm	600mm	£15.02
10A83REGRIND	80L	368mm	460mm	710mm	£20.15

KAIMAN FOOD GRADE ATTACHED LID CONTAINERS

Manufactured from heavy-duty, food-grade polypropylene for both content protection and regular, intensive use. 160L Containers are red in colour.

- Stack securely for efficient distribution and nestable to save return transport costs
- Reusable, reduce carbon footprint
- Suitable for hygienic areas, clean rooms and commercial catering environments

FROM ONLY
£13.16



Code	Capacity	Height	Width	Depth	Each
AT432204	18L	222mm	300mm	400mm	£13.16
AT432604	22L	264mm	300mm	400mm	£15.10
AT642604	48L	264mm	400mm	600mm	£18.62
AT644004	70L	400mm	400mm	600mm	£22.29

Please note: AT337104 is only available in Black

ATTACHED LID CONTAINERS WITH COLOURED LIDS

Attached Lid Containers with Coloured Lids offer the ability to clearly segregate stock improving picking efficiency.

- Reusable, reduce carbon footprint and nest to save return transport costs
- Strong and durable polypropylene distribution containers with integral hinged lids
- Protect contents from dirt & moisture

FROM ONLY
£18.88



Code	Capacity	Height	Width	Depth	Each
10040G-	40L	250mm	400mm	600mm	£18.88
10A5BG-	54L	320mm	400mm	600mm	£19.54



Please add one letter suffix in place of dash for colour when ordering

STORAGE CONTAINERS

EVERYDAY CONTAINERS

These boxes are designed for everyday use. Suitable for storing toys, clothing, papers and indeed almost anything. Choose between clear containers or look at the multi-colour option.



FROM ONLY
£87.20



COLOURED ATTACHED LID CONTAINERS

55 Litre Coloured Attached Lid Containers. These popular containers can both stack and nest when empty, saving valuable storage space when not in use. The Euro 600 x 400mm footprint dimensions mean these containers can fit uniformly on to Euro or UK standard pallets.

- Available in 6 colours, ideal for colour coding. Clear plastic containers allow for easy identification of contents
- Made from virgin, food grade polypropylene
- Stacks and nests, saving valuable storage space when empty

Code	Capacity	Height	Width	Depth	Quantity	Each
PLAS55LE-	55 Litres	306mm	400mm	600mm	5	£87.20

B R O G Y P C

Please add one letter suffix in place of dash for colour when ordering



FROM ONLY
£18.99

GRATNELLS BOXES WITH LIDS

Designed for every storage need, and offers practicality, reliability and durability. Trays available in four heights in packs of 6 including lids. These storage trays have many uses including in offices, garages, schools and the home.

- Designed to cope with heavy use year after year
- Clear lids and trays allows easy stock identification
- All trays have a five year guarantee

Code	Type	Height	Width	Depth	Quantity	Each
F1KITCL	Shallow Tray	75mm	312mm	427mm	6	£18.99
F2KITCL	Deep Tray	150mm	312mm	427mm	6	£39.99
F25KITCL	Extra Deep Tray	225mm	312mm	430mm	6	£39.99
F3KITCL	Jumbo Tray	300mm	312mm	430mm	6	£49.99

FROM ONLY
£29.99



COLOURED STORAGE CONTAINERS

Designed for convenience and functionality. Containers are made from coloured plastic.

- Bright and simple storage
- Great for domestic use
- Nest when not in use

Code	Capacity	Height	Width	Depth	Quantity	Each
WM30P10--	30L	250mm	350mm	450mm	10	£29.99

BL GN SL RD YE PL

Please add two letter suffix in place of dashes for colour when ordering



FROM ONLY
£16.99



CLEAR STORAGE CONTAINERS

Designed for convenience and functionality. Multiple storage capacities range from 10L up to 110L allowing for all items large or small to be stored.

- Made from clear view plastic so that the items in the box can be easily identified
- The storage box will nest when not in use and stack with lids on
- Snap shut lid

Code	Capacity	Height	Width	Depth	Quantity	Each
WM10P10	10L	170mm	250mm	360mm	10	£27.99
WM24P5	24L	250mm	330mm	420mm	5	£19.99
WM35P5	35L	260mm	400mm	260mm	5	£16.99
WM45P5	45L	260mm	400mm	600mm	5	£29.99
WM60P5	60L	340mm	400mm	600mm	5	£49.99
WM80P3	80L	420mm	400mm	600mm	3	£44.99
WM110P3	110L	420mm	400mm	800mm	3	£34.99

DOLLIES

Providing help to move those containers around. We have a selection of options from the standard dolly to the dolly/pallet hybrid. Useful in areas where from time to time you need to move products of up to 500kg and you do not want to keep a pump truck.



FROM ONLY
£53.⁸⁴



STANDARD DOLLY

Red standard dolly carries 600x400 Euro Stacking, ALC, Maxinest & Solid Stack & Nest containers.

- Easily transport your containers
- 4 Swivel Nylon braked castors 100mm diameter

Code	Height	Width	Depth	Capacity	Each
DOJ90501	173mm	400mm	600mm	180kg	£53.84

FROM ONLY
£77.⁷⁶



LARGE EURO CONTAINER DOLLY

Euro Container Dolly with 2 x free moving castors and 2 x fixed castors. Suitable for Euro stacking containers up to 800x600mm footprint in size.

- Easy filling and emptying even when stacked
- To transport Euro containers with ease

Code	Height	Width	Depth	Capacity	Each
BK-86Dolly	200mm	600mm	800mm	450kg	£77.76



UNIVERSAL DOLLY

Carries two stacks of 600x400mm containers from any range.

- Easily transport your containers
- 4 swivel Nylon braked castors 100mm Diameter
- Handle compatible with universal dolly, allowing transportation of your containers quickly and efficiently.

Code	Type	Height	Width	Depth	Capacity	Each
DO795904	Dolly	171mm	600mm	800mm	500kg	£89.57
HO008604	Handle					£31.43



DOLLY/PALLET HYBRID

The Pally is a Half Euro size plastic pallet that, with the push of a single pedal, transforms into a dolly system on wheels. The Pally has a weight capacity of up to 500kg, with two fixed castors and two swivel castors to give it optimum manoeuvrability.

- Eliminates the need for pump truck and forklift usage line side, which saves time and increases health and safety
- Ideal replacement for roll cages when used as a system with the Attached Lid Containers and Half Euro Lid
- Same usable footprint as a roll cage, eliminating the metal sides, which means you can fit an extra row on a truck

Code	Height	Width	Depth	Capacity	Each
LHPS14	196mm	800mm	600mm	500kg	£173.99

For further movement solutions...



SEE PAGE 146



SEE PAGE 150



SEE PAGE 153

PALLETS

PLASTIC PALLETS

Increasingly popular as they are durable and more hygienic than the standard wooden pallet. Solid sided plastic pallets can be an alternative to steel cages as they clean easily, do not rust and keep product more secure.



UNIVERSAL PALLETS

Universal plastic pallets are strong, durable & hygienic. Unlike timber pallets, there are no metal shards or splinters to damage contents or injure personnel. Standard euro pallet size ideal for euro stacking containers.

- Standard euro pallet size
- Double entry for safe, easy use with lifting equipment
- Pallet dimensions: W600 x D800mm

Code	Type	Height	Weight	Load Capacities	Each
PA262804	3 Runners & Load Retaining Pop-ups	165mm	7kg	Static - 1000kg, Mobile - 500kg	£39.72



NESTABLE PALLETS

Plastic pallets are strong, durable & hygienic. Unlike timber pallets, there are no metal shards or splinters to damage contents or injure personnel. Standard euro pallet size ideal for euro stacking containers.

- Double entry for safe, easy use with lifting equipment
- Nestable - 17 Pallets nest per metre
- Pallet dimensions: W1000 x D1200mm

Code	Type	Height	Weight	Load Capacities	Each
3F003	9 Feet with Retaining Lip	147mm	7.3kg	Static - 1500kg, Mobile - 650kg	£56.70
3F503	Perimeter Runners with Retaining Lip	172mm	11.9kg	Static - 1500kg, Mobile - 650kg	£107.29
CPP110PE	9 Feet	155mm	6.5kg	Static - 1600kg, Mobile - 1000kg	£22.92
CPP790PE	9 Feet with Retaining Lip	147mm	7.3kg	Static - 1600kg, Mobile - 700kg	£20.49



27250



27600



27602



27601



PLASTIC PALLET BOXES

Solid Sided Plastic Pallet Boxes are strong, durable & hygienic. Ideal for a host of applications where cleanliness & hygiene are important. Commonly chosen as alternative to steel stillages as they can be easily cleaned and won't rust.

- Containers can be stacked up to 10 high
- Easy to clean when required
- Manufactured from high density polypropylene

Code	Type	Height	Width	Depth	Capacity	Weight	Each
27250	2 Runners Solid	662mm	600mm	1000mm	250L	13.5kg	£166.16
27600	2 Runners Solid	750mm	1000mm	1200mm	543L	34kg	£247.73
27602	6 Feet Solid	750mm	1000mm	1200mm	543L	33kg	£244.72
27601	2 Runners Ventilated	750mm	1000mm	1200mm	543L	33kg	£244.72



MAESTRO PALLETS

Maestro pallets are strong, tough & extremely hygienic. Ideal for use in storage & handling of food, pharmaceuticals or other products where cleanliness & hygiene are paramount.

- Smooth surfaces on and under pallet deck/runners promote hygiene
- Corners allow secure stretch wrapping
- Load Capacities: Static - 5000kg, Mobile - 1500kg, Racked - 1200kg

Code	Type	Height	Width	Depth	Weight	Each
3L300	3 Runners	158mm	800mm	1200mm	19kg	£161.99
3M300	3 Runners	165mm	1000mm	1200mm	23.5kg	£163.99
3M302	3 Runners with Retaining Lip	165mm	1000mm	1200mm	23.5kg	£164.49



HEAVY COLLAPSIBLE PLASTIC PALLET BOXES

Ideal for bulk distribution, Folding large containers fold flat when empty saving valuable space on return journey.

- Drop-doors allow easy access - even when stacked
- Unit load 500kg x 5 high

Code	Type	Height	Width	Depth	Capacity	Weight	Each
FL097520	3 Runners & 2 Drop Down Doors	975mm	1000mm	1200mm	780L	63.9kg	£302.99
LI09759D	Lid	-	1010mm	1210mm	-	5kg	£38.86



Stockrax self assembly workbenches.
See pages 126-127

Everyday general use medium duty workbenches.
See page 128



Electro Static Dissipative benches for use in static sensitive areas.
See page 130



Height adjustable workbenches for a flexible working height.
See page 132



Euroslide modular bench and drawer system.
See page 134

Standard and heavy duty workbenches for use in production, manufacturing and warehousing across a wide range of industrial sectors.

SELF ASSEMBLY WORKBENCHES

Stockrax Workbenches & Workstations 126

EVERYDAY WORKBENCHES

Medium Duty Workbenches 128

HEAVY DUTY WORKBENCHES

Fully Welded Workbenches 129

ANTI-STATIC WORKBENCHES

Anti-static Workbenches 130

PACKING BENCHES

Packing Workbenches 131

HEIGHT ADJUSTABLE WORKBENCHES

Bolted or cranked handle operation 132

STAINLESS STEEL WORKBENCHES

Stainless Steel Workstations 133

EUROSLIDE WORKBENCHES

Modular Bench and Drawer System 134

HEAVY DUTY WORKBENCHES

Modular Heavy Duty Workbenches 135

WORKBENCHES

SELF-ASSEMBLY WORKBENCHES

A range of medium duty general purpose workbenches with a choice of worktop material. Ideal for production, assembly, maintenance and despatch areas.

- Flexible and hard wearing workspace solution
- Simple tap together assembly
- 18mm chipboard or wipe clean melamine faced worktop
- Choice of 4 upright colours



STOCKRAX WORKBENCH WITH T-BAR

T-bar construction allows seating on either side.

- Metal footplates supplied
- Bench height 928mm

FROM ONLY
£98.80



STOCKRAX WORKBENCH WITH FULL LOWER SHELF

Full depth lower shelf for extra storage.

- Metal footplates supplied
- Bench height 928mm

FROM ONLY
£144.55

Code	Worktop	Width	Depth	Each
JABC7518--GU	Chipboard	1800mm	750mm	£98.80
JABC9018--GU	Chipboard	1800mm	900mm	£105.94
JABC7524--GU	Chipboard	2400mm	750mm	£115.05
JABC9024--GU	Chipboard	2400mm	900mm	£120.42
JABC7518M--GU	Melamine	1800mm	750mm	£127.44
JABC9018M--GU	Melamine	1800mm	900mm	£157.72
JABC7524M--GU	Melamine	2400mm	750mm	£174.24
JABC9024M--GU	Melamine	2400mm	900mm	£166.13

GB GU GX RD

Please add suffix GB, GU, GX or RD in place of double dash for colour when ordering

Code	Worktop	Width	Depth	Each
JABB7518--GU	Chipboard	1800mm	750mm	£144.55
JABB9018--GU	Chipboard	1800mm	900mm	£159.99
JABB7524--GU	Chipboard	2400mm	750mm	£167.95
JABB9024--GU	Chipboard	2400mm	900mm	£185.74
JABB7518M--GU	Melamine	1800mm	750mm	£187.14
JABB9018M--GU	Melamine	1800mm	900mm	£200.73
JABB7524M--GU	Melamine	2400mm	750mm	£236.23
JABB9024M--GU	Melamine	2400mm	900mm	£254.68

GB GU GX RD

Please add suffix GB, GU, GX or RD in place of double dash for colour when ordering



STOCKRAX WORKBENCH WITH HALF LOWER SHELF

Half depth lower shelf allows user to be seated.

- Metal footplates supplied
- Bench height 928mm

FROM ONLY
£117.91



STOCKRAX WORKBENCH WITH TWO HALF LOWER SHELVES

Two half depth lower shelves allow user to be seated.

- Metal footplates supplied
- Bench height 928mm

FROM ONLY
£157.49

Code	Worktop	Width	Depth	Each
JABD7518--GU	Chipboard	1800mm	750mm	£117.91
JABD9018--GU	Chipboard	1800mm	900mm	£126.80
JABD7524--GU	Chipboard	2400mm	750mm	£140.14
JABD9024--GU	Chipboard	2400mm	900mm	£147.57

GB GU GX RD

Please add suffix GB, GU, GX or RD in place of double dash for colour when ordering

Code	Worktop	Width	Depth	Each
JABE7518--GU	Chipboard	1800mm	750mm	£157.49
JABE9018--GU	Chipboard	1800mm	900mm	£170.31
JABE7524--GU	Chipboard	2400mm	750mm	£185.75
JABE9024--GU	Chipboard	2400mm	900mm	£199.93

GB GU GX RD

Please add suffix GB, GU, GX or RD in place of double dash for colour when ordering



WORKSTATIONS WITH LOUVRE PANEL

A range of simple and economical workstations.

- Chipboard worktop
- Height to top shelf 1980mm
- Accessories not included

Code	Width	Depth	Each
JAWC7515--GU	1500mm	750mm	£198.78

GB GU GX RD

*Please add suffix GB, GU, GX or RD in place of double dash for colour when ordering

LINK51



FROM ONLY
£218.33



LOAD UP TO
210kg

STANDARD WORKSTATIONS

A range of simple and economical workstations.

- Chipboard worktop
- Height to top shelf 1980mm

Code	Width	Depth	Each
JAWA7518--GU	1800mm	750mm	£218.33
JAWA9018--GU	1800mm	900mm	£229.76
JAWA7524--GU	2400mm	750mm	£241.70
JAWA9024--GU	2400mm	900mm	£268.50

GB GU GX RD

Please add suffix GB, GU, GX or RD in place of double dash for colour when ordering



FROM ONLY
£252.22



LOAD UP TO
210kg

WORKSTATIONS WITH FULL LOWER SHELF

A range of simple and economic workstations.

- Chipboard worktop
- Height to top shelf 1980mm

Code	Width	Depth	Each
JAWB7518--GU	1800mm	750mm	£252.22
JAWB9018--GU	1800mm	900mm	£267.67
JAWB7524--GU	2400mm	750mm	£298.38
JAWB9024--GU	2400mm	900mm	£316.14

GB GU GX RD

Please add suffix GB, GU, GX or RD in place of double dash for colour when ordering



FROM ONLY
£198.78



LOAD UP TO
210kg

STOCKRAX ADD-ON BENCH

Add-on bench useful for extra working area or storage.

- Metal footplates supplied
- Bench height 928mm

Code	Worktop	Width	Depth	Each
JAT6045--GU	Chipboard	600mm	450mm	£59.96
JAT6060--GU	Chipboard	600mm	600mm	£72.38
JAT6090--GU	Chipboard	900mm	600mm	£83.54
JAT9045--GU	Chipboard	900mm	450mm	£78.12

GB GU GX RD

Please add suffix GB, GU, GX or RD in place of double dash for colour when ordering



FROM ONLY
£59.96

Need Linbins?



Organise your workspace by adding plastic containers. Containers can be stacked or hung off the rear louvre panels ensuring a clean and tidy workspace.

SEE PAGE 101

WORKBENCHES

EVERYDAY WORKBENCHES

A range of medium duty workbenches with a choice of worktop material and a range of practical accessories to make the most from your workspace.

- Choice of cantilever or square tube frame designs
- Flexible and hard wearing workspace solution

- Choice of laminate bonded to 18mm MDF with plastic edge or grey vinyl bonded to 18mm MDF with wooden edge
- Adjustable feet for work surface levelling



EVERYDAY SQUARE TUBE WORKBENCHES

Medium duty cantilever frame design, fully welded and manufactured from mild steel.

- Supplied ready assembled
- Epoxy powder coated
- Bench height 840mm

		Laminate Worktop		Vinyl Worktop	
Width	Depth	Code	Each	Code	Each
1200mm	750mm	VA426MT1	£300.94	VA426MT3	£344.60
1200mm	900mm	VA430MT1	£318.85	VA430MT3	£356.81
1500mm	750mm	VA526MT1	£336.73	VA526MT3	£364.09
1500mm	900mm	VA530MT1	£372.93	VA530MT3	£377.12
1800mm	750mm	VA626MT1	£376.51	VA626MT3	£380.31
1800mm	900mm	VA630MT1	£405.39	VA630MT3	£394.34



EVERYDAY CANTILEVER WORKBENCHES

Medium duty cantilever frame design, fully welded and manufactured from mild steel.

- Supplied ready assembled
- Epoxy powder coated
- Bench height 840mm

		Laminate Worktop		Vinyl Worktop	
Width	Depth	Code	Each	Code	Each
1200mm	750mm	VC426MT1	£358.25	VC426MT3	£401.96
1200mm	900mm	VC430MT1	£376.90	VC430MT3	£414.93
1500mm	750mm	VC526MT1	£403.06	VC526MT3	£430.49
1500mm	900mm	VC530MT1	£439.27	VC530MT3	£443.46
1800mm	750mm	VC626MT1	£443.96	VC626MT3	£447.78
1800mm	900mm	VC630MT1	£471.81	VC630MT3	£460.75



EVERYDAY BENCH DRAWERS & CUPBOARDS (A)

Lockable drawers and cupboards. Units easily fitted or changed at any time.

- Drawer and cupboards dimensions: W410mm x D430mm

Code	Type	Height	Each
VRA	Single Drawer	140mm	£104.15
VRE	2 Drawer	280mm	£159.16
VRH	3 Drawer	420mm	£208.78
VRK	4 Drawer	560mm	£318.33
VRC	Small Cupboard	420mm	£110.25
VRD	Large Cupboard	560mm	£112.70

Please state left or right positioning with order

EVERYDAY WORKBENCH LOUVRE PANELS (B)

Build your ideal bench combination from a choice of accessories to suit.

- Panels are 450mm height

Code	Type	Width	Each
VLPSS12	Louvre Panel Single	1200mm	£94.15
VLPSS15	Louvre Panel Single	1500mm	£99.79
VLPSS18	Louvre Panel Single	1800mm	£105.54
VMPSS12	Multi Panel Single	1200mm	£94.15
VMPSS15	Multi Panel Single	1500mm	£99.79
VMPSS18	Multi Panel Single	1800mm	£105.54

EVERYDAY ABOVE BENCH ACCESSORIES (C D E)

Build your ideal bench combination from a choice of accessories to suit.

- Note: You must have 2 x long rear support posts to attach the light and/or shelf to. Short accessory posts are needed only if you want to add a rear panel

Code	Type	Width	Depth	Each
VTSS4	Upper Shelf	1200mm	290mm	£74.58
VTSS5	Upper Shelf	1500mm	290mm	£77.99
VTSS6	Upper Shelf	1800mm	290mm	£82.61
VTLF4	Overhead Light	1200mm		£102.34
VTLF5	Overhead Light	1500mm		£113.22
VTLF6	Overhead Light	1800mm		£117.48
VSES	Short Posts	575mm		£50.03
VTES	Long Post	1260mm		£63.10

*Top overhead light frames come complete with a fluorescent single tube fitting and diffuser

HEAVY DUTY WORKBENCHES

Strong, fully welded, steel construction benches suitable for the toughest of applications, with a choice of worktop material and a range of accessories to provide the best combination for your requirements.

- Benches are 840mm high - other heights available
- Fully welded construction - no assembly needed



HEAVY DUTY WORKBENCHES - 450KG

Heavy Duty Workbenches made from 40mm x 40mm x 4mm section steel.

- Fully welded construction (no assembly needed)
- Bench height 840mm



Width	Depth	Laminate Worktop		Steel Worktop	
		Code	Each	Code	Each
1200mm	750mm	VM426HT3	£255.12	VM426HT1	£257.78
1200mm	900mm	VM430HT3	£271.81	VM430HT1	£269.37
1500mm	750mm	VM526HT3	£289.19	VM526HT1	£270.97
1500mm	900mm	VM530HT3	£321.61	VM530HT1	£280.79
1800mm	750mm	VM626HT3	£326.04	VM626HT1	£284.82
1800mm	900mm	VM630HT3	£356.99	VM630HT1	£303.55



EXTRA HEAVY DUTY WORKBENCHES - 750KG

Heavy Duty Workbenches made from 40mm x 40mm x 4mm section steel.

- Fully welded construction (no assembly needed)
- Bench height 840mm



Width	Depth	Laminate Worktop		Steel Worktop	
		Code	Each	Code	Each
1200mm	750mm	VH426HT3	£274.90	VH426HT1	£285.21
1200mm	900mm	VH430HT3	£290.36	VH430HT1	£297.24
1500mm	750mm	VH526HT3	£312.33	VH526HT1	£304.82
1500mm	900mm	VH530HT3	£346.76	VH530HT1	£318.18
1800mm	750mm	VH626HT3	£348.19	VH626HT1	£319.93
1800mm	900mm	VH630HT3	£373.72	VH630HT1	£335.54



HEAVY DUTY WORKBENCH KIT - 450KG

Complete kit comes with 2 drawers and 1 cupboard.

- 2mm steel worktop
- Bench dimensions are: H840mm x D750mm

Code	Worktop	Width	Each
VRTKT8	Steel	1500mm	£570.73



EXTRA HEAVY DUTY WORKBENCH KITS - 750KG

Workbench kit comes with 3 sided up-stand, base shelf a large cupboard and single drawer.

- 25 mm MDF worktop
- Bench dimensions are: H840mm x D750mm

Code	Worktop	Width	Each
VRTKT10	MDF	1500mm	£327.36
VRTKT11	MDF	1800mm	£617.73



A



B



C



D



E

All accessories for the workbenches are factory fitted so must be ordered with the workbench (no retro fitting)

HEAVY DUTY WORKBENCH SHELVES A

Double your storage area with a factory fitted steel under bench shelf.

Code	Width	Depth	Each
VMLS426S	1200mm	750mm	£62.84
VMLS430S	1200mm	900mm	£66.94
VMLS526S	1500mm	750mm	£68.48
VMLS530S	1500mm	900mm	£73.42
VMLS626S	1800mm	750mm	£74.16
VMLS630S	1800mm	900mm	£79.91

HEAVY DUTY WORKBENCH CUPBOARDS & DRAWERS B

Choose your selection of accessories to create a tailored bench.

- Cupboards & Drawers are W410mm x D430mm

Code	Type	Height	Each
VM11	Single Drawer Unit	140mm	£104.15
VM13	Double Drawer Unit	280mm	£159.16
VM14	Triple Drawer Unit	420mm	£208.79
VM1	Cupboard Right Fitting	600mm	£114.07
VM121	Cupboard Left Fitting	600mm	£114.07

*All accessories for the workbenches are factory fitted so must be ordered with the workbench (no retro fitting)

HEAVY DUTY WORKBENCH UPSTANDS C

Stops tools, equipment and components from falling off worktop.

- Factory fitted to the rear or 3 sides of the worktop

Code	Type	Height	Each
VR51	Rear	100mm	£26.54
VR53	Rear & Slides	100mm	£51.57

HEAVY DUTY WORKBENCH VICE PLATES D

An essential accessory when fitting vices and equipment to the benchtop.

- Vice plates are 230mm in width and 230mm in depth and can be fitted to any bench

Code	Height	Each
VVP	5mm	£15.64

HEAVY DUTY WORKBENCH CONSOLE TRUNKING E

Each console includes two 13amp double sockets (not wired).

- Can be fitted with or without accessory posts. (Wiring + Earth grounding not included).

Code	Width	Each
VRSD4	1200mm	£81.12
VRSD5	1500mm	£87.13
VRSD6	1800mm	£93.13

WORKBENCHES

ANTI-STATIC WORKBENCHES

A medium duty square framed workbench with static dissipative properties is designed for work areas where electrostatic discharge (ESD) could be an issue. Ideal for a wide range of industries and working environments where assembly or repairs of products containing electrical properties is required.



ANTISTATIC WORKBENCHES

A medium duty square framed workbench with static dissipative properties ideal for assembly or repairs in electrical and electronic industries.

- Standard bench height 840mm - available in 760mm and 920mm
- A range of anti static bench accessories available
- Available in Neostat worktop

Code	Width	Depth	Price
BQ841575LLXX	1500mm	750mm	£630.41
BQ841875LLXX	1800mm	750mm	£665.66



ANTI-STATIC WORKBENCH CUPBOARDS & DRAWERS

Specialist cupboards and drawers for anti-static workbenches.

- Cupboards & drawers W420mm x D420mm

Code	Type	Height	Each
BECU04041--X	Cupboard	435mm	£135.48
BEDR04021--X	Single Drawer	220mm	£151.21
BEDR04043--X	Triple Drawer	435mm	£287.12



Please add suffix BX, GX, RX or KX in place of double dash for colour when ordering



ANTI-STATIC WORKBENCH UPPER SHELVES

Upper shelves for anti-static workbenches.

Code	Type	Each
BEUS1800LXXX	Upper shelf 300mm Lamstat for W1800mm bench	£187.52
BEUS1200LXXX	Upper shelf 300mm Lamstat for W1200mm bench	£134.11

ANTISTATIC WORKBENCH ACCESSORIES

Workbench accessories suitable for Antistatic Workbenches.

Code	Type	Each
BESDWT18XXXX	Worktop Service Duct for W1800mm bench	£114.94
BESDWT15XXXX	Worktop Service Duct for W1500mm bench	£109.71
BESDWT122XXX	Worktop Service Duct for W1200mm bench	£107.10
BELO4818ZXXX	Louvred Back Panel with Pinboard for W1800mm bench	£159.39
BELO4815ZXXX	Louvred Back Panel with Pinboard for W1500mm bench	£142.95
BELO4812ZXXX	Louvred Back Panel with Pinboard for W1200mm bench	£129.03
BERS1200XLXX	Light/Tool Rail Support for W1200mm bench	£69.22
BERS1500XLXX	Light/Tool Rail Support for W1500mm bench	£74.45
BERS1800XLXX	Light/Tool Rail Support for W1800mm bench	£77.06
BELF1200XLXX	Fluorescent Light - W1200mm	£39.18
BEMONARMLSC	Flat Screen Arm Support	£59.30
BESP760SXXXX	Rear Support Posts H760mm	£66.23
BESP1180XXXX	Rear Support Posts H1180mm	£80.51



PACKING BENCHES

Modular packing benches can be used individually or coupled together to form a complete integrated assembly and packing area. Accessories can be added to create the ultimate productivity station for high volume packing and despatch zones.

- Available with a range of above and below bench accessories
- Posts are slotted to allow for height adjustment of accessories
- Add Linbins for a small parts storage solution
- Flexible and hard wearing workspace solution



FROM ONLY
£272.68

MDF WORKTOP PACKING BENCHES

A range of modular workstations designed for packing areas with height adjustable feet for easy levelling.

- Bench H840mm x D750mm

Code	Width	Each
BP841275MXXX	1200mm	£272.68
BP841575MXXX	1500mm	£348.48
BP841875MXXX	1800mm	£355.92



LAMINATE WORKTOP PACKING BENCHES

A range of modular workstations designed for packing areas with height adjustable feet for easy levelling.

- Bench H840mm x D750mm

Code	Width	Each
BP841275PXXX	1200mm	£298.16
BP841575PXXX	1500mm	£385.51
BP841875PXXX	1800mm	£392.90



FROM ONLY
£26.54

PACKING BENCH ACCESSORIES

Code	Item	Type	Each
BGSPARECONES		Spare Cones for Roll Holder	74.99
BGCUTKNIXXXX	A	Cutting Knife - W1530mm	£562.98
BGPAR12BXXXX	B	Below Bench Paper Roll Holder - to fit: 1200mm	£26.54
BGPAR15BXXXX	B	Below Bench Paper Roll Holder - to fit: 1500mm	£30.05
BGPAR18BXXXX	B	Below Bench Paper Roll Holder - to fit: 1800mm	£34.13
BGPAR12AXXXX	C	Above Bench Paper Roll Holder - to fit: 1200mm	£30.02
BGPAR15AXXXX	C	Above Bench Paper Roll Holder - to fit: 1500mm	£36.17
BGPAR18AXXXX	C	Above Bench Paper Roll Holder - to fit: 1500mm	£44.78

Industrial Matting



Our range of industrial matting helps reducing operator fatigue, are anti-slip and available in a range of materials.

SEE PAGE 163

WORKBENCHES

ERGONOMIC HEIGHT ADJUSTABLE WORKBENCHES

Range of height adjustable workbenches with a choice of loadings. Ergonomic design makes them safe and comfortable for operators working at various heights and doing different tasks, either sitting or standing.

- Choose from simple bolted or cranked handle operation
- Choice of worktop sizes and finishes



SQUARE FRAME BOLT ADJUSTABLE WORKBENCHES

Height adjustable 4 leg workbench using bolt system.

- Bench height 650 - 950mm

Code	Worktop	Width	Depth	Each
VBHB3-LA	Laminate	1200mm	900mm	£429.49
VBHB4-LA	Laminate	1500mm	600mm	£414.85
VBHB5-LA	Laminate	1500mm	750mm	£447.78
VBHB6-LA	Laminate	1500mm	900mm	£480.84
VBHB7-LA	Laminate	1800mm	600mm	£452.99
VBHB8-LA	Laminate	1800mm	750mm	£488.93
VBHB9-LA	Laminate	1800mm	900mm	£516.67
VBHB2-V	Vinyl	1200mm	750mm	£456.66
VBHB3-V	Vinyl	1200mm	900mm	£467.49
VBHB4-V	Vinyl	1500mm	600mm	£460.64
VBHB5-V	Vinyl	1500mm	750mm	£475.15
VBHB6-V	Vinyl	1500mm	900mm	£485.03
VBHB7-V	Vinyl	1800mm	600mm	£477.81
VBHB9-V	Vinyl	1800mm	900mm	£505.63



FROM ONLY
£358.08

EVERYDAY CANTILEVER HANDLE ADJUSTABLE WORKBENCHES

Crank handle operating height adjustable workstation suitable for general use.

- 20mm Laminate Worktop
- Bench height 730 - 950mm

Code	Width	Depth	Each
DA796060PLXX	600mm	600mm	£358.08
DA791260PLXX	1200mm	600mm	£413.31
DA791275PLXX	1200mm	750mm	£432.16
DA791860PLXX	1800mm	600mm	£474.62
DA791875PLXX	1800mm	750mm	£485.59



CANTILEVER HANDLE ADJUSTABLE WORKBENCHES

Height adjustable columns with retractable crank handle operating spindles and gears for smooth and precise adjustment.

- Bench height 770 - 1260mm

Code	Worktop	Width	Depth	Each
VAHB2-LA	Laminate	1200mm	750mm	£685.99
VAHB3-LA	Laminate	1200mm	900mm	£683.05
VAHB5-LA	Laminate	1500mm	750mm	£726.13
VAHB6-LA	Laminate	1500mm	900mm	£757.33
VAHB7-LA	Laminate	1800mm	600mm	£733.24
VAHB8-LA	Laminate	1800mm	750mm	£769.24
VAHB9-LA	Laminate	1800mm	900mm	£791.18
VAHB2-V	Vinyl	1200mm	750mm	£729.57
VAHB3-V	Vinyl	1200mm	900mm	£737.61
VAHB5-V	Vinyl	1500mm	750mm	£753.55
VAHB6-V	Vinyl	1500mm	900mm	£761.52
VAHB8-V	Vinyl	1800mm	750mm	£773.06
VAHB9-V	Vinyl	1800mm	900mm	£780.13

Need secure storage? Our range of cupboards and cabinets can help



Keep your expensive small components safe and organised prior to use by keeping items locked safely away in one of our range of cabinets and cupboards..

SEE PAGE 86

STAINLESS STEEL WORKBENCHES

Stainless steel workbenches are ideal for food preparation, hospitals and any environment where hygiene is essential. Removable and easy to clean worktops, shelves and other accessories help to avoid contamination concerns.

- Ideal for food preparation, production or other hygienic uses
- Perfect for your commercial kitchen, clean-room or food processing needs
- Stainless steel shelves, drawers and cupboards accessories available to tailor the benches to your needs



FROM ONLY
£577.67



STANDARD STAINLESS STEEL WORKBENCHES

- Made from 1.5mm thick steel
- Bench height 840mm

Code	Width	Depth	Each
BT841260XSXX	1200mm	600mm	£577.67
BT841275XSXX	1200mm	750mm	£622.70
BT841590XSXX	1500mm	600mm	£740.72
BT841575XSXX	1500mm	750mm	£725.18
BT841860XSXX	1800mm	600mm	£740.72
BT841875XSXX	1800mm	750mm	£785.76



STAINLESS STEEL WORKBENCHES WITH LOWER SHELF

- Made from 1.5mm thick steel
- Bench height 840mm
- Adjustable levelling feet for uneven surfaces

Code	Width	Depth	Each
BT841260JSXX	1200mm	600mm	£742.09
BT841275JSXX	1200mm	750mm	£794.35
BT841560JSXX	1500mm	600mm	£849.60
BT841575JSXX	1500mm	750mm	£922.76
BT841860JSXX	1800mm	600mm	£936.20
BT841875JSXX	1800mm	750mm	£997.42



STAINLESS STEEL WORKBENCH ACCESSORIES

Code	Type	Height	Width	Depth	Each
BRDRAWERXXXX	Stainless steel drawer	300mm	420mm	420mm	£321.02
BRUS123SXXXX	Single tier upper shelf	300mm	1200mm	300mm	£186.64
BRUS153SXXXX	Single tier upper shelf	300mm	1500mm	300mm	£218.00
BRUS183SXXXX	Single tier upper shelf	300mm	1800mm	300mm	£240.40
BRUS126DXXXX	Double tier upper shelf	600mm	1200mm	300mm	£283.70
BRUS155DXXXX	Double tier upper shelf	600mm	1500mm	300mm	£309.08
BRUS186DXXXX	Double tier upper shelf	600mm	1800mm	300mm	£347.91



Single Drawer



Upper Shelf

WORKBENCHES

EUROSLIDE WORKBENCHES

Euroslide workbenches offers both style and practicality with a variety of worktop styles and sizes, and an extensive range of matching drawer and cabinet accessories to create a coordinated, scalable workshop environment.

- Beech and laminate worktop available in 1200mm, 1500mm and 1800mm widths
- All steel construction
- Full range of above and below bench accessories available



EUROSLIDE WORKBENCHES

All steel construction. Choice of Solid Beech or Laminate worktops.

- Light grey framework
- Bench height 920mm

Width	Depth	Beech Worktop		Laminate Worktop	
		Code	Price	Code	Price
1200mm	750mm	BE921275BLXX	£388.50	BE921275PLXX	£407.40
1200mm	900mm	BE921290BLXX	£426.30	BE921290PLXX	£449.40
1500mm	750mm	BE921575BLXX	£494.55	BE921575PLXX	£561.75
1500mm	900mm	BE921590BLXX	£541.80	BE921590PLXX	£498.75
1800mm	750mm	BE921875BLXX	£542.85	BE921875PLXX	£681.45
1800mm	900mm	BE921890BLXX	£601.65	BE921890PLXX	£306.81



EUROSLIDE 600 UNDER WORKTOP DRAWERS AND CUPBOARDS

Euroslide cupboard and cabinets offer full extension precision ball race slides with anti-tilt feature.

- Cupboard doors are fitted with interior perforated panel to fit tool clips
- Load capacity of 100kg per drawer
- 600W x 600D mm
- Available in a choice of 4 colours



Please add letter suffix in place of dash when ordering specific colour



CUPBOARD

Code	Height	Compartments	Each
EUC18260651-	825mm	1 x 750mm	£175.55

2 DRAWERS & CUPBOARD

Code	Height	Compartments	Each
EUC18260652-	825mm	2 x 100mm, 1 x 500mm	£368.06



2 DRAWER CABINET

Code	Height	Compartments	Each
EUC276065DS-	825mm	2 x 100mm	£271.95



4 DRAWER CABINET

Code	Height	Compartments	Each
EUC1826065A-	825mm	1 x 150mm 3 x 200mm	£548.51



5 DRAWER CABINET

Code	Height	Compartments	Each
EUC18260655-	825mm	2 x 100mm 2 x 150mm 1 x 200mm	£609.00



5 DRAWER CABINET

Code	Height	Compartments	Each
EUC1826065C-	825mm	5 x 150mm	£620.26



6 DRAWER CABINET

Code	Height	Compartments	Each
EUC1826065E-	825mm	4 x 100mm 1 x 150mm 1 x 200mm	£686.01



7 DRAWER CABINET

Code	Height	Compartments	Each
EUC1826065V-	825mm	7 x 100mm	£745.50

WORKBENCHES



EUROSLIDE 900 UNDER WORKTOP DRAWERS AND CUPBOARDS

Euroslide cupboard and cabinets offer full extension precision ball race slides with anti-tilt feature.

- Cupboard doors are fitted with interior perforated panel to fit tool clips
- Load capacity of 100kg per drawer
- 900W x 900D mm
- Available in a choice of 4 colours



Please add letter suffix in place of dash when ordering specific colour



CUPBOARD

Code	Height	Compartments	Each
EUC18290651-	825mm	1 x 750mm	£227.63



2 DRAWERS & CUPBOARD

Code	Height	Compartments	Each
EUC18290653-	825mm	2 x 100mm 1 x 500mm	£410.17



4 DRAWER CABINETS

Code	Height	Compartments	Each
EUC1829065A-	825mm	1 x 150mm, 3 x 200mm	£569.47



5 DRAWER CABINET

Code	Height	Compartments	Each
EUC1829065C-	825mm	5 x 150mm	£652.66



5 DRAWER CABINET

Code	Height	Compartments	Each
EUC18290655-	825mm	2 x 100mm 2 x 150mm 1 x 200mm	£637.70

Cupboard Storage

Our range of storage cupboards offers secure storage for all environments.



SEE PAGE 96



6 DRAWER CABINETS

Code	Height	Compartments	Each
EUC1829065E-	825mm	4 x 100mm 1 x 150mm 1 x 200mm	£717.18



7 DRAWER CABINET

Code	Height	Compartments	Each
EUC1829065V-	825mm	7 x 100mm	£780.74



EUROSLIDE WORKBENCH ACCESSORIES

Code		Type	Each
BESDWT122XXX	A	Worktop Service Duct for W1200mm bench	£107.10
BESDWT15XXXX	A	Worktop Service Duct for W1500mm bench	£109.71
BESDWT18XXXX	A	Worktop Service Duct for W1800mm bench	£114.94
BESDP12XXXX	B	Post fitted service duct for - W1200mm bench	£117.55
BESDP15XXXX	B	Post fitted service duct for - W1500mm bench	£122.96
BESDP18XXXX	B	Post fitted service duct for - W1800mm bench	£131.12
BERS1200XLXX	C	Light/Tool Rail Support for W1200mm bench	£69.22
BERS1500XLXX	C	Light/Tool Rail Support for W1500mm bench	£74.45
BERS1800XLXX	C	Light/Tool Rail Support for W1800mm bench	£77.06
BELF1200XLXX	D	Fluorescent Light - W1200mm	£39.18
BESP760SXXXX	E	Rear Support Posts H760mm	£66.23
BESP1180XXXX	E	Rear Support Posts H1180mm	£80.51
BECP481213XX	F	Combi Panel for 1200mm Bench	£133.53
BECP481513XX	F	Combi Panel for 1500mm Bench	£145.18
BECP481813XX	F	Combi Panel for 1800mm Bench	£160.85
BEUS1200PXXX	G	Upper shelf laminated - W1200mm x D300mm for W1200mm bench	£92.49
BEUS1500PXXX	G	Upper shelf laminated - W1500mm x D300mm for W1500mm bench	£110.73
BEUS1800PXXX	G	Upper shelf laminated - W1800mm x D300mm for W1800mm bench	£131.80
BEUS1200BXXX	G	Upper shelf Beech - W1200mm x D300mm for W1200mm bench	£103.69
BEUS1500BXXX	G	Upper shelf Beech - W1500mm x D300mm for W1500mm bench	£125.52
BEUS1800BXXX	G	Upper shelf Beech - W1800mm x D300mm for W1800mm bench	£152.62

WORKBENCHES

MODULAR WORKBENCHES

The ideal workbench solution where additional space is easily created by bolting together starter and extension units. The framework is constructed from fabricated steel sections and can be assembled in a variety of combination to suit applications.

- Adjustable height from 840 to 940mm in 25mm increments
- Units accessible from both sides allowing for two people to work opposite each other
- Start with a 2m or 3m starter workbench 750mm or 900mm heights - phone for details
- First choose your starter bench style and size and then the appropriate add-on bench



LOAD
1000kg

STARTER BENCHES

Fabricated steel section framework with welded leg supports and bolt in multi-position cross rails.

- Adjustable height from 840 to 940mm in 25mm increments - 2000mm in width
- Laminate Worktop

Code	Width	Depth	Each
VIM1-LA	2000mm	700mm	£465.69
VIM2-LA	2000mm	1200mm	£543.61
VIM3-LA	2000mm	1400mm	£581.73
VIM4-LA	3000mm	700mm	£733.61
VIM5-LA	3000mm	1200mm	£801.96
VIM6-LA	3000mm	1400mm	£903.88

FROM ONLY
£465.69



LOAD
1000kg

MODULAR ADD-ON BENCHES

Fabricated steel section framework with welded leg supports and bolt in multi-position cross rails.

- Adjustable height from 840 to 940mm in 25mm increments - 2000mm in width
- Laminate worktop

Code	Width	Depth	Each
VIM7-LA	2000mm	700mm	£352.99
VIM8-LA	2000mm	1200mm	£423.15
VIM9-LA	2000mm	1400mm	£451.10

FROM ONLY
£352.99



LOAD
1000kg

STARTER BENCHES WITH LOWER SHELF

Fabricated steel section framework with welded leg supports and bolt in multi-position cross rails.

- Adjustable height from 840 to 940mm in 25mm increments - 3000mm in width
- 25mm laminate worktop - 18mm MDF lower shelf

Code	Width	Depth	Each
VIM1-LABS	2000mm	700mm	£545.43
VIM2-LABS	2000mm	1200mm	£663.75
VIM3-LABS	2000mm	1400mm	£707.18
VIM4-LABS	3000mm	700mm	£855.90
VIM5-LABS	3000mm	1200mm	£961.45
VIM6-LABS	2000mm	1400mm	£1,077.01

FROM ONLY
£545.43



LOAD
1000kg

MODULAR ADD-ON BENCHES WITH LOWER SHELF

Fabricated steel section framework with welded leg supports and bolt in multi-position cross rails.

- Adjustable height from 840 to 940mm in 25mm increments - 2000mm in width
- Laminate worktop - 18mm MDF lower shelf

Code	Width	Depth	Each
VIM7-LABS	2000mm	700mm	£432.73
VIM8-LABS	2000mm	1200mm	£543.31
VIM9-LABS	2000mm	1400mm	£576.57

FROM ONLY
£432.73



Plastic or steel Everyday kick steps for the workplace.

[See page 138](#)

Everyday stepladders providing a safe platform for the user.
[See page 139](#)



Range of steps with retracting castors.

[See page 140](#)

Fully mobile, these warehouse steps provide safe access to high shelves.

[See page 143](#)



Dock platform steps provide a stable area for the user to stand and move around.

[See page 144](#)

Ensure personnel access goods around the workplace, whether in the office, factory or warehouse, safely and correctly with our range of ladders and steps.

EVERYDAY STEPS & LADDERS

Kick Steps	138
Stepladders	139

MOBILE STEPS

Wheel Along Steps	140
Narrow Aisle Mobile Steps	141

WAREHOUSE STEPS

Narrow Aisle Warehouse Steps	142
Heavy Duty Warehouse Steps	143
Warehouse Steps with Dock Platform	144

EVERYDAY STEPS & LADDERS

STEP STOOLS

Kick and Step stools are used in a range of environments suitable for domestic and commercial use where there is a need for easy access to hard reach places.

Kick steps versatility can also allow the user to safely and easily sit and work at lower heights when needed.

The more traditional sturdy step is easily stored under the stairs or in a cupboard and represents a very flexible solution.



FROM ONLY
£33.80



LOAD
120kg

PLASTIC KICK STEPS

Manufactured in high quality durable plastic, this kick step is lightweight and easy to move making it ideal for supermarkets, offices, schools, warehouses etc. The unit incorporates 3 spring loaded castors that retract when weight is applied to the unit.

- Manufactured in high quality durable plastic
- This kick step is lightweight and easy to move
- The unit incorporates 3 spring loaded castors that retract when weight is applied

Code	Height	Top Diameter	Base Diameter	Each
KA007Z	420mm	300mm	440mm	£33.80

FROM ONLY
£44.31



LOAD
150kg

STEEL KICK STEPS

Lightweight steel kick step is great for accessing higher and hard to reach areas making it ideal use around the home or commercial premises. Suitable for professional and domestic use.

- Safe & Convenient to use
- Castors retract when steps are in use
- Available in Black, Blue, Grey & Red

Code	Height	Top Diameter	Base Diameter	Each
V2205-	425mm	280mm	410mm	£44.31

0 1 2 3

Please add single digit suffix in place of dash for colour when ordering



FROM ONLY
£51.50



LOAD
260kg

NON SLIP PLASTIC SAFETY STEPS

These plastic steps are extremely popular in warehouses, builders merchants and scaffolding companies where their incredible strength means they are perfectly capable to withstand the rigours of their workload.

- They are resistant to most chemicals and their smooth exteriors makes them easy to clean
- Able to take up to 260kg in weight
- Manufactured from 100% Food Grade Medium Density Polyethylene

Code	Type	Height	Width	Depth	Each
VRW0101-	1 Step	300mm	485mm	310mm	£51.50
VRW0102-	2 Step	415mm	475mm	540mm	£73.57
VRW0103-	3 Step	620mm	440mm	795mm	£98.58

B R Y

Please add one letter suffix in place of dash for colour when ordering



FROM ONLY
£31.06



LOAD
150kg

STURDY STEP STOOLS

With a top tread height from 0.45 to 0.72m, these attractive chrome and white painted steel-framed stepstools offer both professional and domestic users the ideal solution to access just out of reach heights on an everyday basis.

- Convenient and practical, all stepstools fold flat for easy storage and provide outstanding flexibility and value
- Clean to handle chrome and painted finish reduces print marks after handling
- High handrail for added support and stability (V22043 & V23102)

Code	No. of Treads	Finish	Top Tread Height	Each
V13712	2	Painted	450mm	£31.06
V23102	2	Painted	490mm	£42.99
V23123	2	Painted	470mm	£36.85
V22042	2	Chrome	470mm	£44.18
V22043	3	Chrome	720mm	£56.20

LADDERS

The traditional ladder in a choice of fibreglass meaning it is light and non-conductive making it highly suitable for those working with electricity or in aluminium giving the added feature of a safety handrail.

Suitable for professional use but still a favourite for domestic use.



FROM ONLY
£40⁹⁰



HIGH HANDRAIL STEPLADDERS

High Handrail Aluminium Stepladder features a high safety handrail, large slip-resistant feet and treads for added stability.

- Wide range of heights available from 3-8 treads
- Available with integral tool tray; great for storing tools and materials whilst you work
- 150kg load capacity makes it suitable for both professional and domestic use

Code	No. of Treads	Platform Height	Each
V74003	3	580mm	£40.90
V74004	4	800mm	£45.97
V74005	5	1030mm	£51.17
V74006	6	1250mm	£57.27
V74007	7	1480mm	£65.98
V74008	8	1750mm	£84.38



FROM ONLY
£71⁵³



FIBREGLASS SWING BACK STEPLADDERS

These fibreglass swing back stepladders include a holster top with specially designed tool and equipment holders to keep tools organised and safe on the stepladder. The stepladders have non-conductive fibreglass stiles making it ideal for working around electricity.

- Edge moulded brace and foot pad combination provides enhanced bracing strength and protects the base treat from damage
- New 'H-spreaders' offer single handed operation and add to the strength and stability of the ladder
- Slip-resistant traction-tread steps

Code	No. of Treads	Top Tread Height	Average Working Height	Each
V71604	4	1220mm	2040mm	£71.53
V71605	5	1400mm	2310mm	£80.84
V71606	6	1670mm	2590mm	£87.63
V71608	8	2230mm	3150mm	£102.49
V71610	10	2790mm	3700mm	£132.27
V71612	12	3340mm	4260mm	£150.60



TELESCOPIC LADDERS

Ideal for surveyors, tradesmen and DIY use. These top of the range telescopic ladders are light to carry, compact to store, easy to transport and will easily fit into the boot of a car. Complete with anti-pinch system which safely protects hands when collapsing the ladder and rounded rubber feet to ensure ease of transition from vertical to leaning position.

- Smooth operation, extends & locks rung by rung
- Anti-pinch Finger Protectors
- Class EN131

Code	Closed Height	Open Height	Weight	Each
30210A	795mm	2050mm	5.5kg	£89.99
30270A	875mm	2630mm	7kg	£99.99
30320A	883mm	3210mm	9kg	£109.99
30380A	920mm	3810mm	14.5kg	£139.99

FROM ONLY
£89⁹⁹



MOBILE STEPS

WHEEL ALONG STEPS

Ideal moveable access steps for warehouses, stockrooms, offices, libraries or hospitals. Finished in a choice of bright powder coated colours. Fitted with wheels to aid moving to new location. Stable to use and easy to move.



WHEEL ALONG MOBILE STEPS

Wheel along 2, 3 & 4 tread steps with a choice of anti-slip or rubber treads.

- Static steps fitted with 2 x 75mm diameter wheels to rear frame
- Steps tilt to allow easy movement to next location
- Available in Blue, Grey or Red

Code	No. of Treads	Platform Height	Tread Type	Each
VPAS2AS--	2	510mm	Anti-Slip	£116.52
VPAS3AS--	3	762mm	Anti-Slip	£140.55
VPAS4AS--	4	1020mm	Anti-Slip	£205.66
VPAS2--	2	510mm	Rubber	£116.52
VPAS3--	3	762mm	Rubber	£140.55
VPAS4--	4	1020mm	Rubber	£205.66



Please add two letter suffix in place of dashes for colour when ordering



TWO STEP RANGE

A choice of three styles of Mobile Steps, all with easy-running 50mm castors. When you stand on the steps, the castors spring into their housings, and the non-slip housing base grips the floor for rock-solid stability.

- Ribbed rubber or anti-slip treads
- Durable powder coat finish
- Single & Double sided, with or without Grab Rail

Code	Type	No. of Treads	Tread Type	Each
VRST1AS--	Without Grab Rail	2	Anti-Slip	£150.76
VRST1--	Without Grab Rail	2	Rubber	£150.76
VRST1HAS--	Single Grab Rail	2	Anti-Slip	£165.22
VRST1H--	Single Grab Rail	2	Rubber	£165.22
VRST1HHAS--	Double Grab Rail	2	Anti-Slip	£187.20
VRST1HH--	Double Grab Rail	2	Rubber	£187.20



Please add two letter suffix in place of dashes for colour when ordering

Move Items Safely Around the Workplace?

The safe movement of goods is made easy using one of our range of products from the HANDLING & MOVEMENT section featured in the catalogue.



SEE PAGE 145

MOBILE STEPS

STEPS & LADDERS



STANDARD MOBILE STEPS

Standard Mobile Steps built to highest engineering standards providing an operative with reliable means of access. Note: Mobile steps are designed for use by one person only.

- Easy glide sprung castors with domed floor covers to give firm and stable floor contact when weight is applied to step
- Platform size D280mm x W380mm
- All steps come with 4 x 50mm sprung loaded castors

Code	No. of Treads	Platform Height	Tread Type	Each
VS006--	2	508mm	Anti-Slip	£190.42
VS010--	3	762mm	Anti-Slip	£235.66
VS012--	4	1016mm	Anti-Slip	£261.36
VS014--	5	1270mm	Anti-Slip	£300.61
VS005--	2	508mm	Rubber	£190.42
VS009--	3	762mm	Rubber	£235.66
VS011--	4	1016mm	Rubber	£261.36
VS013--	5	1270mm	Rubber	£300.61



Please add two letter suffix in place of dashes for colour when ordering

FROM ONLY
£190.42



FROM ONLY
£180.63

LARGE
PLATFORM AREA



STURDY PLATFORM 2-5 STEP RANGE

A choice of three styles of Mobile Steps all with easy-running 50mm castors. When you stand on the steps, the castors spring into their housings, and the non-slip housing base grips the floor for rock-solid stability.

- Platform Size: W406mm x D380mm
- Sturdy two, three, four, and five step range
- Retracting spring mounted castors

Code	No. of Treads	Platform Height	Tread Type	Each
VDFS2AS--	2	508mm	Anti-Slip	£180.63
VDFS3AS--	3	762mm	Anti-Slip	£231.06
VDFS4AS--	4	1016mm	Anti-Slip	£277.54
VDFS5AS--	5	1270mm	Anti-Slip	£331.88
VDFS2--	2	508mm	Rubber	£180.63
VDFS3--	3	762mm	Rubber	£231.06
VDFS4--	4	1016mm	Rubber	£277.54
VDFS5--	5	1270mm	Rubber	£331.88



Please add two letter suffix in place of dashes for colour when ordering



NARROW AISLE MOBILE STEPS

2, 3, 4 or 5 Tread Narrow Aisle Mobile Steps with plastic treads are ideal for narrow spaces.

- Robust, hard wearing narrow aisle units with spring loaded castors
- Spring loaded castors allows the feet to lower to the ground under operator's weight
- Platform Size: W395mm x D395mm

Code	No. of Treads	Platform Height	Average Work-ing Height	Each
VGFS20-	2	500mm	2000mm	£230.27
VGFS30-	3	750mm	2250mm	£298.55
VGFS40-	4	1000mm	2500mm	£349.48
VGFS50-	5	1250mm	3750mm	£398.82



Please add one or two letter suffix in place of the dash for colour when ordering

IDEAL FOR
NARROW
AISLES

FROM ONLY
£230.27



WAREHOUSE STEPS

MOBILE WAREHOUSE STEPS

Warehouse Steps are heavy duty with castors giving mobility suitable for the warehouse environment. They often have a hand rail and large treads to provide greater safety and stability when carrying goods.



PREMIUM COMMERCIAL MOBILE WAREHOUSE SAFETY STEPS

3, 4 and 5 tread Narrow aisle mobile warehouse safety steps for use in warehouses and stores.

- Built for years of heavy work
- Strongly made from welded tubular steel
- Platform size: W560mm x D340mm

Code	No. of Treads	Platform Height	Average Working Height	Tread Type	Each
VS3660AS	3	685mm	2210mm	Anti-Slip	£281.07
VS4660AS	4	915mm	2440mm	Anti-Slip	£325.12
VS5660AS	5	1145mm	2650mm	Anti-Slip	£366.91
VS3660AL	3	685mm	2210mm	Aluminium	£311.25
VS4660AL	4	915mm	2440mm	Aluminium	£364.61
VS5660AL	5	1145mm	2650mm	Aluminium	£415.57

Also available with Punched or Rubber treads, please call for prices



FROM ONLY
£281.07

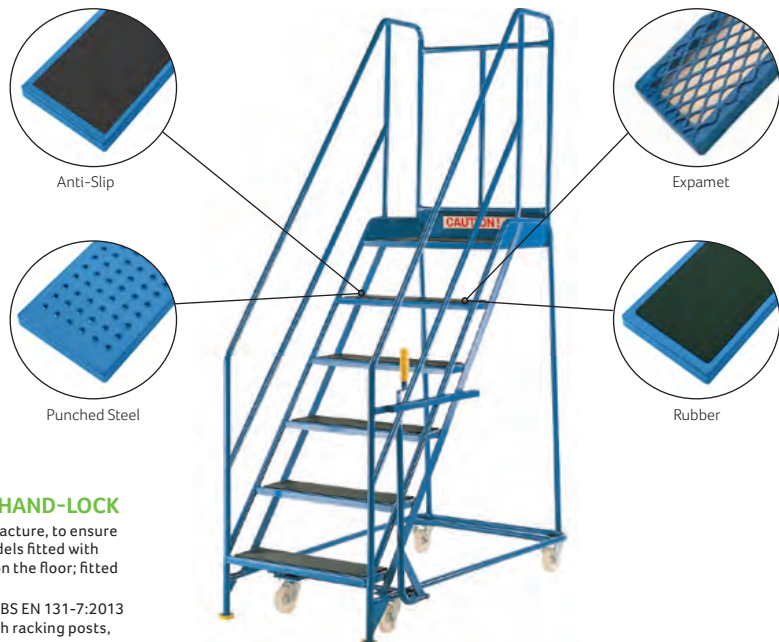
NARROW AISLE RACKING



Choose from a range of frame and beam sizes to create a run on shelving to suit your storage requirements.

SEE PAGE 43

WAREHOUSE STEPS



MOBILE WAREHOUSE SAFETY STEPS WITH HAND-LOCK

Hand built with attention to detail, both in design and manufacture, to ensure total reliability and many years of arduous operation. All models fitted with hand lock anchorage, when locked the front feet rest firmly on the floor; fitted with protective plastic floor pads.

- Designed to conform to new mobile step safety standard - BS EN 131-7:2013
- Inboard wheels for ease of use, no outboard wheels to catch racking posts,
- Platform Size: W610mm x D457mm

No. of Treads	Platform Height	Average Working Height	Tread Type: Anti-Slip		Tread Type: Expamet	
			Code	Each	Code	Each
4	915mm	2400mm	VS070	£409.03	VS061	£425.33
5	1145mm	2700mm	VS071	£473.03	VS062	£498.76
6	1370mm	2900mm	VS072	£538.04	VS063	£566.48
7	1600mm	3100mm	VS073	£617.06	VS064	£652.07
8	1830mm	3400mm	VS074	£682.19	VS065	£724.36
9	2060mm	3600mm	VS075	£752.90	VS066	£800.40
10	2285mm	3800mm	VS076	£911.36	VS067	£971.03
11	2515mm	4000mm	VS077	£994.54	VS068	£1059.01
12	2745mm	4300mm	VS078	£1092.84	VS069	£1174.58

Also available with Punched or Rubber treads, please call for prices



HEAVY DUTY MOBILE WAREHOUSE SAFETY STEPS

Built for years of heavy work. Allows access from platform to mezzanine floors, vehicles and high shelving.

Designed to conform to mobile step safety standard - BS EN 131-7:2013

- Large outboard rear wheels with rubber tyres 200mm diameter
- Platform Width 560mm

No. of Treads	Platform Height	Platform Depth	Average Working Height	Tread Type: Anti-Slip		Tread Type: Aluminium	
				Code	Each	Code	Each
5	1250mm	380mm	2750mm	VLL556AS	£497.12	VLL556AL	£522.84
6	1500mm	380mm	3000mm	VLL656AS	£558.03	VLL656AL	£589.76
7	1750mm	380mm	3250mm	VLL756AS	£630.93	VLL756AL	£668.67
8	2000mm	380mm	3500mm	VLL856AS	£696.99	VLL856AL	£740.67
9	2250mm	380mm	3750mm	VLL956AS	£772.61	VLL956AL	£817.79
10	2500mm	460mm	4000mm	VLL1056AS	£899.55	VLL1056AL	£953.49
11	2750mm	460mm	4250mm	VLL1156AS	£983.27	VLL1156AL	£1,060.99
12	3000mm	460mm	4500mm	VLL1256AS	£1,093.04	VLL1256AL	£1,173.85
13	3250mm	460mm	4750mm	VLL1356AS	£1,211.90	VLL1356AL	£1,303.79
14	3500mm	460mm	5000mm	VLL1456AS	£1,317.34	VLL1456AL	£1,402.99

Also available with Punched or Rubber treads, please call for prices

WAREHOUSE STEPS

STEPS & LADDERS



FROM ONLY
£194.29

WHEEL ALONG WAREHOUSE STEPS WITH DOCK PLATFORM

Wheel along tilt and go dock steps are open at the rear allowing walk through access to a vehicle or a loading bay.

- Powder Coated or Galvanised finish with options of Expanded or Phenolic non-slip treads. Fitted with lift handles which incorporate knuckle guard hand grips & 2 x 150mm rubber tyre wheels which make these units extremely manoeuvrable.
- Manufactured & Approved to the recognised GS Standard & Certified to EN-14183
- Platform Size: W400 x D300mm

Code	No. of Treads	Platform Height	Overall Height	Finish	Tread Type	Each
GSD702M	2	500mm	1210mm	Powder Coated	Expanded Steel	£194.29
GSD702R	2	500mm	1210mm	Powder Coated	Phenolic Non-Slip	£199.98
GSD702G	2	500mm	1210mm	Galvanised	Expanded Steel	£208.20
GSD703M	3	750mm	1460mm	Powder Coated	Expanded Steel	£230.94
GSD703R	3	750mm	1460mm	Powder Coated	Phenolic Non-Slip	£238.59
GSD703G	3	750mm	1460mm	Galvanised	Expanded Steel	£249.00
GSD704M	4	1000mm	1710mm	Powder Coated	Expanded Steel	£276.35
GSD704R	4	1000mm	1710mm	Powder Coated	Phenolic Non-Slip	£286.98
GSD704G	4	1000mm	1710mm	Galvanised	Expanded Steel	£298.66



MOBILE WAREHOUSE STEPS WITH DOCK PLATFORM

Steps with Dock Platform offers wide expamet treads and a very large dock platform making it ideal for loading and unloading. Welded steel tube and bar construction finished in durable red epoxy. Designed with a 48 degree slope for safety and comfort.

- Designed to allow user to comfortably descend the steps facing forward
- Fitted with hand-lock anchorage
- Large platform (W750 x D1200mm) with removable chain on end and both sides for 3 sided access

Code	No. of Treads	Platform Height	Average Working Height	Finish	Each
S681	4	920mm	2420mm	Red Epoxy	£800.95
S682	5	1150mm	2650mm	Red Epoxy	£876.90
S683	6	1380mm	2880mm	Red Epoxy	£950.60
S691	4	920mm	2420mm	Galvanised	£1,079.18
S692	5	1150mm	2650mm	Galvanised	£1,171.95
S693	6	1380mm	2880mm	Galvanised	£1,267.25



Spring loaded wheel castors

SPRING LOADED WAREHOUSE SAFETY STEPS

Weight Reactive Mobile Safety Steps with Retractable non marking castors enabling them to easily glide across the floor but stay safely in position once body weight is applied.

- Powder Coated finish with Expanded Steel or Phenolic Non-Slip treads
- Mobile on 2 spring loaded 75mm swivel castors & 2 x 150mm rubber tyre wheels. When body weight is applied the castors retract leaving the steps firm & safe on rubber feet
- Platform Size: W400 x D300mm

No. of Treads	Platform Height	Overall Height	Treat Type: Expanded Steel		Treat Type: Phenolic Non-Slip	
			Code	Each	Code	Each
2	500mm	1210mm	GSS702M	220.10	GSS702R	£229.69
3	750mm	1460mm	GSS703M	257.14	GSS703R	£272.89
4	1000mm	1710mm	GSS704M	303.25	GSS704R	£327.93
5	1250mm	1960mm	GSS705M	349.86	GSS705R	£386.39
6	1500mm	2210mm	GSS706M	396.76	GSS706R	£447.95
7	1750mm	2460mm	GSS707M	453.03	GSS707R	£519.65
8	2000mm	2710mm	GSS708M	499.14	GSS708R	£583.93



WHEEL ALONG WAREHOUSE SAFETY STEPS

Simply tilt and push these easily manoeuvrable mobile safety steps into position before climbing. Extremely sturdy steps with a powder coated finish.

- Powder Coated finish with Expanded Steel or Phenolic Non-Slip treads
- Fitted with lift handles which incorporate knuckle guard hand grips & 2 x 150mm rubber tyre wheels which make these units extremely manoeuvrable
- Platform Size: W400 x D300mm

No. of Treads	Platform Height	Overall Height	Treat Type: Expanded Steel		Treat Type: Phenolic Non-Slip	
			Code	Each	Code	Each
2	500mm	1210mm	GSW702M	191.36	GSW702R	£200.90
3	750mm	1460mm	GSW703M	228.40	GSW703R	£244.15
4	1000mm	1710mm	GSW704M	274.55	GSW704R	£299.10
5	1250mm	1960mm	GSW705M	321.16	GSW705R	£357.51
6	1500mm	2210mm	GSW706M	367.98	GSW706R	£419.16
7	1750mm	2460mm	GSW707M	424.28	GSW707R	£490.91
8	2000mm	2710mm	GSW708M	470.35	GSW708R	£555.18



Wide range of steel and aluminium sack trucks.

See page 146-147

Move boxes or other bulk items easily around your workplace.

See page 148-151



Standard, heavy duty and electric pallet trucks.

See page 152-154

Convenient and practical solution to today's manual handling needs.

See page 155



Range of roll cages for transporting goods retail stores and warehouses.

See page 156-157

With greater focus on health and safety in today's workplace our range of trucks and trolleys help make moving loads easier and safer.

SACK TRUCKS

Standard Sack Trucks	146
Heavy Duty Sack Trucks	147
Drum Movement	147

TRAILERS & TROLLEYS

Turntable Trailers	148
--------------------	-----

PLATFORM TROLLEYS

Platform Trolleys	148
Heavy Duty Platform Trolleys	150
Specialist Platform Trolleys	151

PALLET TRUCKS

Standard Pallet Trucks	152
Heavy Duty Pallet Trucks	153
Electric Pallet Trucks	154
Lifters & Stackers	155

ROLL CAGES

Standard Roll Cages	156
Hazardous Roll Cages	157

CONTAINER TRUCKS

Container Trucks	158
------------------	-----

SACK TRUCKS

SACK TRUCKS

Sack Trucks are very useful in all sorts of environments but the amount of choice can be confusing.

One of the biggest cost factors to consider is whether you want a steel or aluminium frame. Both metals have similar strength and durability, but aluminium is much lighter. This leads to greater manoeuvrability, making your sack truck easy to transport.

There are several different handle types: standard, dual and 'p' handle. Standard handles comprise a 2 handle frame design.

Dual has this 2 handle design but also a top bar for more flexible use. The 'P' handle uses a loop which allows the truck to be transported with one hand. This can become quite useful when you need to be manoeuvring in tight spaces

Our range includes Everyday, Standard and Heavy Duty sack trucks.

We also have specialised sack trucks for the safe handling of Oil drums - an effective way to handle liquids and lubricants.



FROM ONLY
£36⁹⁵



ECONOMY SACK TRUCKS

This sack truck features a strong tubular steel construction with quality welded joints, and steel wheel inserts for added strength and durability. This truck also comes fitted with very comfortable rubber hand grips as standard. Rest on handles for flat loading

- Heavy Duty Solid Wheels

Code	Load	Toe Size	Each
CST983	150kg	350 x 200	£36.95



FROM ONLY
£54⁰⁰



STANDARD SACK TRUCKS

A general purpose, medium duty sack truck with a strong toe plate.

- Capacity: 150 & 200kg
- Height: 1070mm
- Toe plate: 360 x 200mm

Code	Load	Toe Size	Each
V403KI-150	150kg	360 x 200mm	£54.00
V403KI-200	200kg	360 x 200mm	£59.00



FROM ONLY
£69⁰⁰



P-SHAPED HANDLE SACK TRUCKS

This is the very popular "P shaped handle" truck for applications where you need to steer the truck with one hand only.

- A favourite with delivery drivers
- 200kg load capacity

Code	Type	Toe Size	Each
V422KIP-200S	Solid Wheels	355mm x 205mm	£69.00
V422KIP-200P	Pneumatic Wheels	355mm x 205mm	£69.00



FROM ONLY
£49⁰⁰



FOLDING SACK TRUCKS

Aluminium and lightweight folding truck. Designed for personal or light commercial use.

- Telescopic handle
- Wheels: 160mm dia, Solid rubber
- Folding toe plate

Code	Load	Toe Size	Each
V430KI	90kg	350 x 240mm	£49.00



FROM ONLY
£89⁰⁰



ALUMINIUM SACK TRUCKS

This is very light yet strong alloy truck. It weighs only 8kg, yet carries up to 180kg. It is fitted with low friction skids for ease of movement up and down steps or kerbs.

- Capacity: 180kg
- Height: 1080mm
- Toe plate: 300 x 205mm

Code	Load	Toe Size	Each
V444KI	180kg	300 x 205mm	£89.00

HEAVY DUTY SACK TRUCKS & DRUM MOVEMENT



FROM ONLY
£197.⁶⁰



LOAD
225kg

MAGLINER STANDARD SACK TRUCK

This Magliner standard hand truck is the most popular design to be used as a bulk sack barrow or to carry crates or boxes. The standard stairclimber attachment helps overcome short flights of stairs or curbs and adds to the overall rigidity.

- 10" (260mm) pneumatic wheels as standard - puncture proof foam wheels available
- Strongest braced frame, Pistol Grip Handles and Magnesium Nose
- Stairclimber attachments come fitted as standard

Code	Load	Toe Size	Each
V216-AM-1060-C5	225kg	350 x 190mm	£197.60



LOAD
225kg

MAGLINER FOLDING SACK TRUCK

Designed to reduce height and depth for quick and convenient storage in the back of a van or boot of vehicle.

- Lightweight aluminium reduces truck weight and reduces fatigue
- Locking folding toe plate and high performance cushion rubber wheels
- Folded: H725 x W450 x D255mm - Extended: H1245 x W450 x D405mm

Code	Load	Toe Size	Each
VFTA11E1AL	225kg	355 x 230mm	£255.26



LOAD
225kg

MAGLINER SELF-STABILISING SACK TRUCK

This is a self-stabilising hand truck built with standard wheels as well as smaller double row, multi-directional wheels. Fitted with 10" pneumatic tube-type wheels.

- Enables easy movement up kerbs or over obstructions without reversing
- Fully supported rotation allows easy manoeuvrability in confined spaces
- The truck carries the load, not the operator

Code	Load	Toe Size	Each
VHR-119UA4	225kg	455 x 190mm	£325.97



FROM ONLY
£176.⁵⁷



LOAD
350kg

ROUGH TERRAIN SACK TRUCKS

Made for rough ground and tough work.

- Large diameter wheels cope with rough and uneven ground with ease
- Pneumatic wheels

Code	Load	Toe Size	Each
VST101P	350kg	395 x 305mm	£176.57
VST102P	350kg	395 x 450mm	£179.97



LOAD
200kg

CONVENTIONAL SACK TRUCKS

Originally designed for use in markets but suitable for many other applications.

- Strong traditional design with a choice of 'toe' lengths to suit your products
- Smooth running wheels

Code	Load	Toe Size	Each
VST26	200kg	355 x 305mm	£146.66
VST27	200kg	355 x 450mm	£148.79



DRUM TRUCKS

For 210 litre steel drums, 4 wheel design with rear swivel castors helps operator manoeuvre loaded truck.

- Built for heavy industrial use
- Strong tubular construction
- Rear castor designs for extra stability

Code	Type	Load	Weight	Each
VDT24	Solid	300kg	21kg	£248.57
VDT27	Pneumatic	300kg	23kg	£292.58



CIRCULAR DRUM DOLLY

Allows for easy movement of 210 litre barrels around the shop floor or factory.

- 75mm nylon wheels with roller bearings
- Flat steel braces fitted with four swivel castors

Code	Load	Weight	Each
VDDY	300kg	9kg	£91.91

DRUM TILT LEVER

Suitable for 210 litre steel drums, for tilt only.

- Wide twin tubular handle and cross member with rim hook
- Blue epoxy finish

Code	Weight	Width	Each
VL50	6kg	400mm	£68.25




PALLET LOADING DRUM TRUCK

Designed for loading steel or plastic 210 litre drums onto pallets or platforms.

- 250mm and 200mm dia rubber tyred wheels with roller bearings
- Capacity 300kg

Code	Type	Weight	Each
VDT40	Pallet Loading Drum Truck	29kg	£288.30
VDT41P	Plastic Drum Clamp	6kg	£65.49



TRAILERS & TROLLEYS

TURNTABLE TRAILERS

A turntable means that the wheels of the truck turn by having a turntable under the platform between the front wheels.

Whilst the back wheels remain fixed, weight capacity is anything between 500kg-2000kg. The trailer is easy to manoeuvre and turn and at the same time easy to load and unload. They can have sides fitted to prevent product falling out. It is a economical answer to transporting goods in a warehouse or shop floor.



TURNTABLE TRAILER STEEL SIDE PANEL

These steel panels can be retro fitted, Corner posts fit into steel tubes and lock with simple bolt tightening. Formed steel side and end panels slot onto steel channels, reduces usable length and width by 50mm.

- Kit includes 2 end and 2 side panels

Code	Height	Width	Length	Each
VRP126	200mm	600mm	1200mm	£89.72
VRP157	200mm	750mm	1500mm	£104.24
VRP201	200mm	1000mm	2000mm	£118.78



TURNTABLE TRAILER MESH SIDE PANEL

These steel mesh panels can be retro fitted, corner posts fit into steel tubes and lock with simple bolt tightening. Formed steel side and end panels slot onto steel channels, reduces usable length and width by 50mm.

- Kit includes 2 fixed end and 2 removable side panels

Code	Height	Width	Length	Each
VMP126	760mm	600mm	1200mm	£219.03
VMP157	760mm	750mm	1500mm	£228.52
VMP201	760mm	1000mm	2000mm	£240.03

TURNTABLE TRAILER ACCESSORIES

A clever and simple to operate brake system, effective when the handle is in the upright position.

- Factory fitted and need to be specified at the time of ordering

Code	Type	Each
VPB1	Parking Brake	£61.21



FROM ONLY
£294.⁶¹

PLYWOOD DECK TURNTABLE TRAILERS

Fully welded construction from rectangular and round section steel tube. Metalwork finished in red epoxy, optional sides finished in a light grey epoxy.

- 3 deck Sizes
- Extremely tight turning circle
- Solid rubber or pneumatic tyred wheels

Code	Type	Load	Platform Width	Platform Depth	Each
VTR122	Rubber Wheels	500kg	1200mm	600mm	£294.61
VTR126	Rubber Wheels	750kg	1500mm	750mm	£449.09
VTR132	Rubber Wheels	1000kg	2000mm	1000mm	£570.00
VTR122P	Pneumatic Tyres	500kg	1200mm	600mm	£311.84
VTR126P	Pneumatic Tyres	750kg	1500mm	750mm	£449.09
VTR132P	Pneumatic Tyres	1000kg	2000mm	1000mm	£570.00



FROM ONLY
£299.²⁵

STEEL DECK TURNTABLE TRAILERS

Fully welded construction from rectangular and round section steel tube. Metalwork finished in red epoxy, optional sides finished in a light grey epoxy.

- 3 deck Sizes
- Extremely tight turning circle
- Solid rubber or pneumatic tyred wheels

Code	Type	Load	Platform Width	Platform Depth	Each
VTR222	Rubber Wheels	500kg	1200mm	600mm	£299.25
VTR226	Rubber Wheels	750kg	1500mm	750mm	£470.67
VTR232	Rubber Wheels	1000kg	2000mm	1000mm	£606.84
VTR222P	Pneumatic Tyres	500kg	1200mm	600mm	£313.39
VTR226P	Pneumatic Tyres	750kg	1500mm	750mm	£470.67
VTR232P	Pneumatic Tyres	1000kg	2000mm	1000mm	£606.84

PLATFORM TROLLEYS

Platform trolleys are a simple, efficient way of transporting multiple items at the same time around the workplace.

These trolleys not only speed up the process of relocating valuable tools and equipment but they also dramatically reduce the chance

of injuries caused by repetitive, strenuous tasks.

You need to match the type of platform trolley to meet your requirements. Weight capacity is anything between 50kg-700kg.



FROM ONLY
£223.30



WORKSHOP SHELF TROLLEYS

Fully welded tube and angle construction with two fixed and two swivel castors as standard. Each castor has solid rubber 125mm tyres.

- 150kg load capacity
- Fixed plywood shelves with 20mm up stand
- Cupboard supplied with 2 keys

Code	Type	Height	Width	Each
VTT160	2 Tier trolley	1045mm	620mm	£223.30
VTT161	3 Tier trolley	1045mm	620mm	£275.45
VTT162	Cupboard trolley	1045mm	620mm	£357.93

WORKSHOP SHELF TROLLEY ACCESSORIES

A range of accessories or our highly popular workshop trolley range

Code	Type	Each
VB031	All Swivel Castors	£7.61
VB032	Brakes To Swivel Castors	£10.06
VB008	Pneumatic Tyre Wheels	£103.67



ADJUSTABLE SHELF TROLLEYS

These versatile shelf trolleys have steel frames and 12mm laminate-finished particle board shelves in a steel surround. They are supplied flat packed and are quick to assemble using just an Allen key. Then you can easily add shelves and adjust their heights whenever you like. Request additional mesh panels to avoid spillage.

- Choice of sizes and configurations with 2 or 4 shelf versions
- 125mm swivel castors, two with brakes
- Hardwearing powder coated finish



FROM ONLY
£333.00

Code	Height	Width	Depth	Shelves	Each
VTRTA4082	1015mm	900mm	535mm	2	£333.00
VTRTA4102	1015mm	1100mm	535mm	2	£348.00
VTRTA5082	1015mm	900mm	635mm	2	£354.00
VTRTA5102	1015mm	1100mm	635mm	2	£369.00
VTRTA4104	1535mm	1100mm	535mm	4	£564.00
VTRTA5104	1535mm	1100mm	635mm	4	£596.00

EXTRA SHELVES

Code	Width	Depth	Each
VTRHA408	800mm	430mm	£84.00
VTRHA508	800mm	530mm	£84.00
VTRHA410	1000mm	430mm	£90.00
VTRHA510	1000mm	530mm	£99.00



FROM ONLY
£237.55



INDUSTRIAL SHELF TROLLEYS

Supplied in a fully welded construction using an angle section mainframe in two alternative sizes. Two finish options are also available: a single or two shelf version finished in polyurethane coated plywood or steel.

- Fully welded angle construction
- Stable and strong
- 500kg load capacity

Code	Type	Shelves	Width	Length	Each
VAT23T	Plywood	Top Deck Only	700mm	1000mm	£240.94
VAT21T	Plywood	Top & Bottom Deck	700mm	1000mm	£278.90
VAT24T	Plywood	Top Deck Only	800mm	1200mm	£275.79
VAT22T	Plywood	Top & Bottom Deck	800mm	1200mm	£310.88
VAT23M	Steel	Top Deck Only	700mm	1000mm	£237.55
VAT21M	Steel	Top & Bottom Deck	700mm	1000mm	£280.30
VAT24M	Steel	Top Deck Only	800mm	1200mm	£275.60
VAT22M	Steel	Top & Bottom Deck	800mm	1200mm	£316.72

INDUSTRIAL SHELF TROLLEYS ACCESSORIES

Code	Type	Each
VTSP200	Braked Castors	£13.99
VBS1	Bumper Strip	£37.43



HEAVY DUTY PLATFORM TROLLEYS



LOAD
500kg

FROM ONLY
£182.39

TIMBER FIRM LOADING TRUCKS

Substantial timber deck with blue epoxy finished frame with varnished plywood infill end and side panels. All steel welded frames.

- Zinc Plated/epoxy mesh infill end and side panels
- 2 x swivel & 2 x fixed castors, with 160mm dia rubber tyred rollers bearing wheels
- Overall length: Single end - Deck length + 85mm, Double end - Deck length + 145mm - Overall width: Deck length + 25mm

Code	Type	Platform Width	Platform Depth	Each
VTC601P	Single Ended Truck	600mm	1000mm	£182.39
VTC701P	Single Ended Truck	700mm	1000mm	£190.30
VTC801P	Single Ended Truck	800mm	1200mm	£201.94
VTC602P	Double Ended Truck	600mm	1000mm	£226.28
VTC702P	Double Ended Truck	700mm	1000mm	£235.60
VTC802P	Double Ended Truck	800mm	1200mm	£251.12
VTC603P	Three Sided Truck	600mm	1000mm	£247.07
VTC703P	Three Sided Truck	700mm	1000mm	£256.63
VTC803P	Three Sided Truck	800mm	1200mm	£272.85
VTC604P	Four Sided Truck	600mm	1000mm	£270.52
VTC704P	Four Sided Truck	700mm	1000mm	£280.03
VTC804P	Four Sided Truck	800mm	1200mm	£297.91



LOAD
500kg

FROM ONLY
£195.45

MESH FIRM LOADING TRUCKS

A 500kg capacity loading Truck with substantial timber deck with blue epoxy finished frame with varnished plywood infill end and side panels. All steel welded frames.

- Zinc Plated mesh infill end and side panels
- 2 x swivel & 2 x fixed castors, with 160mm dia rubber tyred rollers bearing wheels
- Overall length: Single end - Deck length + 85mm, Double end - Deck length + 145mm - Overall width: Deck length + 25mm

Code	Type	Load	Platform Width	Platform Depth	Each
VTC601M	Single Ended Truck	500kg	600mm	1000mm	£195.45
VTC701M	Single Ended Truck	500kg	700mm	1000mm	£198.79
VTC801M	Single Ended Truck	500kg	800mm	1200mm	£213.90
VTC602M	Double Ended Truck	500kg	600mm	1000mm	£249.31
VTC702M	Double Ended Truck	500kg	700mm	1000mm	£259.10
VTC802M	Double Ended Truck	500kg	800mm	1200mm	£273.10
VTC603M	Three Sided Truck	500kg	600mm	1000mm	£280.97
VTC703M	Three Sided Truck	500kg	700mm	1000mm	£290.75
VTC803M	Three Sided Truck	500kg	800mm	1200mm	£308.45
VTC604M	Four Sided Truck	500kg	600mm	1000mm	£309.64
VTC704M	Four Sided Truck	500kg	700mm	1000mm	£319.43
VTC804M	Four Sided Truck	500kg	800mm	1200mm	£348.09



LOAD
300kg

FROM ONLY
£195.00

HEAVY DUTY PLATFORM TROLLEY

Very popular narrow & long platform trolley for general stock room or warehouse use. The long platform provides plenty of load area, while the narrow width ensures the trolley fits through a standard doorway.

- Platform size: 600 x 1200mm
- Wheels: dia150mm, Solid rubber
- Tough plywood platform

Code	Type	Load	Platform Width	Platform Depth	Each
V541C	Single Ended	300kg	1200mm	600mm	£195.00



LOAD
700kg

FROM ONLY
£254.78

ZINC PLATED PLATFORM TROLLEYS

Durable steel Platform Trucks with tough Zinc coating.

- Zinc plated steel load floor
- Zinc plated steel mesh panels
- Supplied with a bumper strip on request

Code	Type	Platform Width	Platform Depth	Each
VZPT7001	Single Sided	700mm	1000mm	£254.78
VZPT8001	Single Sided	800mm	1200mm	£278.22
VZPT7002	Double Sided	700mm	1000mm	£302.76
VZPT8002	Double Sided	800mm	1200mm	£331.70
VZPT7003	Three Sided	700mm	1000mm	£342.01
VZPT8003	Three Sided	800mm	1200mm	£373.21
VZPT7004	Four Sided	700mm	1000mm	£380.10
VZPT8004	Four Sided	800mm	1200mm	£411.13

SPECIALIST PLATFORM TROLLEYS



LOAD
150-250kg

FROM ONLY
£74.00

FOLDING PLATFORM TROLLEYS

Steel trolleys with folding handles and non slip PVC load surfaces and bumper strips along the edges. Trolleys are fitted with non marking white rubber wheels.

- Handle folds down flat over platform
- Two fixed wheels and two swivel castors
- Easy storage

Code	Load	Platform Width	Platform Depth	Each
V501-KI-150	150kg	635mm	490mm	£74.00
V502-KI-250	250kg	790mm	620mm	£99.00



LOAD
300kg

FROM ONLY
£169.00

LARGE PLATFORM TROLLEY

A large high capacity trolley with a fixed handle for added strength. The trolley can also be supplied with an additional handle for load support or to push/pull without having to turn. The steel base has a non slip surface and an all round protection buffer.

- Fixed handles for added strength
- Wheels: dia160mm, Non-marking rubber

Code	Type	Platform Width	Platform Depth	Each
V505-KI-LUX-1	Single Handle	1020mm	760mm	£169.00
V505-KI-LUX-2	Double Handle	875mm	760mm	£179.00



LOAD
500kg

FROM ONLY
£225.00

NESTING CASH & CARRY PLATFORM TROLLEY

Heavy Duty nestable platform trolleys. Ideal for use in a Cash & Carry, warehouses, shops and general storage use.

- Platform size: 590 x 1180mm
- Wheels: dia200mm, Solid rubber
- Spring loaded platform allows nesting of trolleys

Code	Type	Load	Platform Width	Platform Depth	Each
V540C	Nesting	500kg	1180mm	590mm	£225.00



LOAD
350kg

FROM ONLY
£225.00

NARROW CASH & CARRY PLATFORM TROLLEYS

This trolley has a balance wheel construction. This trolley is ideal for use in shops with narrow aisles, stocking shelves in Cash & Carry outlets or for general warehouse or stock room use.

- Platform size: 380 x 1525mm
- Wheels: dia200mm, Rubber and dia125mm Rubber
- Tubular end frame handles

Code	Type	Load	Platform Width	Platform Depth	Each
V590C-350	Double Ended	350kg	1525mm	380mm	£225.00



LOAD
125kg

FROM ONLY
£327.25

PICKING TROLLEYS WITH 3 STEPS

Ideal for stock picking and putting away in stores, warehouses, offices and libraries.

- Spring loaded step unit with ribbed treads, locates firmly on the floor when foot placed on first step
- Top tread height 686mm
- Swivel castors 127mm diameter

Code	Type	Load	Weight	Each
VSS57B	Removable Baskets	125kg	35kg	£375.93
VSS58W	Reversible Steel Trays	125kg	37kg	£388.88
VSS58T	Plywood Shelves	125kg	40kg	£327.25



LOAD
175kg

FROM ONLY
£552.85

PICKING TROLLEYS WITH 5 STEPS

Ideal for stock picking and putting away in stores, warehouses, offices and libraries.

- Leverlock handle allows feet to secure to the floor
- Top tread height 1145mm
- Swivel castors 127mm diameter

Code	Type	Load	Weight	Each
VSS59T	Reversible Steel Trays	175kg	60kg	£552.85
VSS59M	Fixed Steel Shelves	175kg	60kg	£561.42
VSS59B	Removable Baskets	175kg	65kg	£674.12
VSS59W	Reversible Steel Trays	175kg	70kg	£644.07

STANDARD PALLET TRUCKS

MANUAL PALLET TRUCKS

A relatively simple device to transport one or more pallets without having to use a forklift trucks helping to improve employee safety and help minimise the risk of employee injuries.



The blades simply slide under the pallet and lift the pallet sufficiently off the ground to make movement possible. Very useful for fairly light loads or for moving product around in small warehouse factories and other spaces eliminating the need to lift heavy items.



FROM ONLY
£299.00

STANDARD PALLET TRUCKS

This standard hand pallet truck is ideal for everyday use. Its fork size is the most popular and universal. The width across the forks of the pallet truck and the fork length allow it to handle Europallets as well as UK (GKN/CHEP) pallets. The pallet truck's hydraulic pump unit is fitted with an overload protection valve.

- Fingertip operated controlled lowering valve
- Tapered forks
- Nylon steering wheels and single nylon load rollers

Code	Fork Length	Fork Width	Lift Height	Each
VDF5501150	1150mm	550mm	85 - 200mm	£299.00



FROM ONLY
£395.00

ADJUSTABLE PALLET TRUCKS

This Adjustable Pallet Truck is designed with adjustable forks which enables you to move all your pallets with one pallet truck instead of two or even three. It is ideal for applications where more than one type of pallet is used. This pallet truck is also great for special sized pallets as the forks can be fixed in any position within the width range.

- Hand Pallet truck with adjustable width over forks allows handling of different size pallets with one machine
- High quality hydraulic pump with controlled lowering
- Width over forks is adjustable either from 400 to 520mm (ideal for the printing industry for example) or from 530 to 680mm (for general warehouse and transportation use).

Code	Fork Length	Fork Width	Lift Height	Each
VPTA22MS	910mm	400-520mm	76 - 196mm	£395.00
VPTA22M	1060mm	400-520mm	76 - 196mm	£395.00
VPTA22ML	1160mm	400-520mm	76 - 196mm	£395.00
VPTA22LS	910mm	530-680mm	76 - 196mm	£395.00
VPTA22LM	1060mm	530-680mm	76 - 196mm	£395.00
VPTA22L	1160mm	530-680mm	76 - 196mm	£395.00



FROM ONLY
£995.00

WEIGHING PALLET TRUCKS

This weighing pallet truck doubles as a pallet truck and a scale. This weighing pallet truck allows you to bring the weighing device to the load. Ideal for instantly checking store levels, goods received or those being dispatched. The 560mm fork width is ideal for Euro-pallets, while the 690mm width is best for UK type/GKN pallets.

- Works from rechargeable battery pack
- 0.5kg increments
- 0.1% accuracy

Code	Type	Fork Length	Fork Width	Lift Height	Each
VLMWS-EUR	Euro	1150mm	560mm	205mm	£995.00
VLMWS-GKN	GKN	1150mm	690mm	205mm	£1,095.00



FROM ONLY
£285.00

MINI PALLET TRUCKS

The mini pallet truck is designed for light to medium use. Its compact size and low weight allows it to be easily transported. This mini hand pallet truck also has a lowered height of only 60mm, making it ideal for small low profile pallets. The forks are designed to work with most printer's pallets and other small pallets.

- Load capacity: 500kg
- 3 position control lever
- Low profile forks

Code	Fork Length	Fork Width	Lift Height	Each
VLLT500	800mm	380mm	60-170mm	£285.00

HEAVY DUTY PALLET TRUCKS



LOAD
2500kg

FROM ONLY
£329.00

HEAVY DUTY PALLET TRUCKS

Top quality, full specification hand pallet truck made from high-grade steel to the latest design. Robust build to give many years of hard work. Suitable for all types of warehouse, industrial and agricultural use.

- Available in six standard sizes
- Easily load up to 2500kg
- Nylon wheels, single rollers standard, all other wheel combinations available

Code	Fork Length	Fork Width	Lift Height	Each
VMA25-10-54	1000mm	540mm	85 - 200mm	£329.00
VMA25-11-54	1150mm	540mm	85 - 200mm	£329.00
VMA25-12-54	1220mm	540mm	85 - 200mm	£339.00
VMA25-10-68	1000mm	680mm	85 - 200mm	£355.00
VMA25-11-68	1150mm	680mm	85 - 200mm	£355.00
VMA25-12-68	1220mm	680mm	85 - 200mm	£365.00



LOAD
2000kg

FROM ONLY
£515.00

LONG REACH PALLET TRUCKS

Long Reach pallet trucks have extra-long forks which can be used for handling special pallets with board, glass or other unusually long loads. They can also be used for handling two pallets simultaneously. An economical solution to handling unusual loads.

- Loads up to 2000kg
- 3 position control lever
- Comfortable rubberised plastic handle

Code	Fork Length	Fork Width	Lift Height	Each
VMA20/15/54	1500mm	540mm	85 - 200mm	£515.00
VMA20/18/54	1800mm	540mm	85 - 200mm	£595.00
VMA20/20/54	2000mm	540mm	85 - 200mm	£645.00
VMA20/15/68	1500mm	680mm	85 - 200mm	£555.00
VMA20/18/68	1800mm	680mm	85 - 200mm	£645.00
VMA20/20/68	2000mm	680mm	85 - 200mm	£760.00



LOAD
2500kg

FROM ONLY
£385.00

PRINTER'S HEAVY DUTY PALLET TRUCK

Printer's short pallet trucks are ideal for use with half size pallets, narrower and/or shorter pallets, typically used in the printing and flooring industries.

- Loads up to 2500kg
- Compact design - easy to negotiate in tight spaces
- 3 position control lever

Code	Fork Length	Fork Width	Lift Height	Each
VMA25/09/45	900mm	450mm	75 - 190mm	£385.00
VMA25/10/45	1000mm	450mm	75 - 190mm	£385.00



FROM ONLY
£24.00

PALLET TRUCK ACCESSORIES

Code	Type	Each
VNTN	Comfortable rubberised plastic handle	£24.00
VRSPU	Comfortable rubberised plastic handle	£34.00
VPUTPU	Comfortable rubberised plastic handle	£54.00
VPFB	Optional foot parking brake	£65.00
VTHB	Optional hand travel brake	£95.00

Plastic Pallets

Range of standard and solid sided plastic pallets that are durable and more hygienic than the standard wooden pallet.



SEE PAGE 124

ELECTRIC PALLET TRUCKS

ELECTRIC PALLET TRUCKS

Perfectly suited for situations when safely lifting and transporting bulky items is a priority.

As our electric pallet trucks can handle weights of up to 2,000 kilograms, there is literally no task too big or too small that cannot be addressed.

Keep in mind that while we currently provide a wide selection, models can be customised depending upon the discrete needs of the customer.



FROM ONLY
£1,995.00



SEMI ELECTRIC PALLET TRUCKS

Compact pallet truck with electric drive for easy and economic pallet handling that is an economical upgrade from a hand pallet truck. Comes with a built in charger, operates at very low noise levels and is designed to need minimum maintenance.

- Highly manoeuvrable with 180 degree steering
- Manual Lift / Electric Drive
- Reduces risk of injuries caused by pulling heavy loads

Code	Load	Fork Length	Fork Width	Lift Height	Each
VLEMP15/11/54	1500kg	1150mm	540mm	85-205mm	£1,995.00



FROM ONLY
£4,650.00



HEAVY DUTY ELECTRIC PALLET TRUCKS

Robust quality pallet truck for every day busy use and frequent pallet handling. With outstanding stability, a smooth stop-less speed control, operating hours and battery charger indicator with 7-8 hours battery operation.

- Loads up to 2000kg
- Electric lift and drive
- Lift height: 85 - 200mm

Code	Load	Fork Length	Fork Width	Lift Height	Each
VLEPT20/11/54	2000kg	1150mm	540mm	85-205mm	£4,650.00



FROM ONLY
£2,750.00



MEDIUM DUTY ELECTRIC PALLET TRUCKS

Light weight, small yet robust electric pallet truck designed for horizontal movement of pallets. Ideal for retail, small stores and warehouses, on-board delivery vehicles, factories and more.

- Loads up to 1500kg
- Electric lift and drive
- Light enough to be used on mezzanine floors and vehicle tail lifts

Code	Load	Fork Length	Fork Width	Lift Height	Each
VLEPT15/11/54	1500kg	1150mm	520mm	85-195mm	£2,750.00
VLEPT15/11/68	1500kg	1150mm	680mm	85-195mm	£2,750.00
VLEPT15/10/54	1500kg	1000mm	520mm	85-195mm	£2,750.00
VLEPT15/10/68	1500kg	1000mm	680mm	85-195mm	£2,750.00



FROM ONLY
£599.00



HIGH LIFT PALLET TRUCKS

The high lift pallet truck is designed to eliminate repetitive back strain when loading or offloading pallets by hand. The high lift pallet truck has a scissor action to lift pallets to a working height of 800mm. Our high lift pallet trucks conform to the latest applicable health and safety regulations.

- Help prevent back strain and injury
- Automatically braked when forks raised over approx. 300mm/400mm
- 1000/1500kg capacity

Code	Type	Load	Fork Length	Fork Width	Lift Height	Each
VMHL540M	Manual	1000kg	1160mm	540mm	800mm	£599.00
VMHL680M	Manual	1000kg	1160mm	680mm	800mm	£619.00
VHBL15560M	Manual	1500kg	1170mm	560mm	800mm	£699.00
VHBL15680M	Manual	1500kg	1170mm	680mm	800mm	£735.00
VMHL540E	Electric	1000kg	1160mm	540mm	800mm	£1,735.00
VMHL680E	Electric	1000kg	1160mm	680mm	800mm	£1,795.00
VHBL15560E	Electric	1500kg	1170mm	560mm	800mm	£1,795.00
VHBL15680E	Electric	1500kg	1170mm	680mm	800mm	£1,895.00

LIFTERS & STACKERS

Moving and storing items at height is always a concern within the workplace.

The stacker is able to safely address these needs. All stacker trucks have been built around the needs of the user while their robust

frames are able to support a variety of weights (depending upon the requirements of the user). Pallet stackers are available in lightweight designs while heavier loads can be catered for with the help of fully powered electric stackers.



LOAD
200kg - 1500kgs

SCISSOR LIFT TABLES

With greater focus on health and safety in today's workplace, manual lifting tables provide a convenient and practical solution to today's manual handling needs of many industries.

- Mobile scissor lift tables are CE marked and conform to EN1570 (Safety requirements for lifting tables)
- Manual hydraulic lift operated by foot pump with relief valve preventing overload
- Two fixed and two swivel polyurethane tyred castors with brakes

FROM ONLY
£345.00

Code	Type	Load	Platform Width	Platform Depth	Lift Height	Weight	Each
VTXL200	Single Scissor	200kg	1000mm	500mm	340-1000mm	70kg	£345.00
VTXL300	Single Scissor	300kg	815mm	500mm	280-900mm	75kg	£385.00
VTXL500	Single Scissor	500kg	815mm	500mm	280-900mm	79kg	£425.00
VTXL350D	Mobile Double Scissor	350kg	910mm	500mm	350-1300mm	103kg	£465.00
VTXL680D	Mobile Double Scissor	680kg	1220mm	610mm	475-1500mm	170kg	£625.00
VTXL800D	Mobile Double Scissor	800kg	1220mm	610mm	485-1500mm	181kg	£685.00
VTXL800	Heavy Duty	800kg	1000mm	510mm	420-1000mm	115kg	£545.00
VTXL1000	Heavy Duty	1000kg	1015mm	515mm	380-1000mm	118kg	£635.00
VTXL1500	Heavy Duty	1500kg	1220mm	610mm	420-1010mm	142kg	£725.00



LOAD
1000kg

ELECTRIC PALLET STACKERS

Robust, yet lightweight stackers for use with Euro pallets. Ergonomic design with tiller handles at waist height and pushing handles at shoulder height to provide extreme manoeuvrability. Swivel castors make these machines easy to use in the tightest spaces. All stackers are fitted with safety valves to prevent overloading.

- Chain linked steering
- Safety valve prevents overloading
- Electric models complete with built-in charger

FROM ONLY
£2,295.00

Code	Type	Load	Lift Height	Each
VKIE1000-1600	Standard	1000kg	1600mm	£2,295.00
VKIE1000-2500	Standard	1000kg	2500mm	£2,525.00
VKIE1000-3000	Standard	1000kg	3000mm	£2,640.00
VVE1000-3500	Heavy Duty	1000kg	3500mm	£4,145.00
VVE1000-3700	Heavy Duty	1000kg	3700mm	£4,355.00



LOAD
530-570kg

POWERED PALLET STACKERS

Medium to Heavy Duty Pallet Stacker A range of pedestrian electric stackers with single and double masts.

- Compact design for operation in tight areas
- Ideal for handling Euro pallets
- Built-in battery charger



Code	Type	Load	Lift Height	Each
VLES 10.16	Standard	530kg	1600mm	£3,600.00
VLES 10.30	Standard	570kg	3000mm	£3,995.00
VF12APE3.5	Compact	540kg	3500mm	£8,595.00
VLPS16.45	Heavy Duty	540kg	4500mm	£8,995.00

LOAD
1000kg

STRADDLE STACKER

Robust, yet lightweight stackers for use with Euro pallets. Ergonomic design with tiller handles at waist height and pushing handles at shoulder height to provide extreme manoeuvrability. Free turning steering swivel castors Swivel castors make these machines easy to use in the tightest spaces. All stackers are fitted with safety valves to prevent overloading.

- Straddle legs provide excellent balance
- 1000kg capacity, 1600 or 2500 lift height
- Adjustable forks fitted as standard

FROM ONLY
£1,375.00

Code	Load	Lift Height	Each
VKI1000-1600SA	1000kg	1600mm	£1,375.00
VKI1000/2500SA	1000kg	2500mm	£1,720.00

ROLL CAGES

NESTING ROLL CAGES

Roll Cages are an easy way to transport goods in any warehouse. Designed with two or three sides, with optional shelves are all very popular in the Retail industry.

Nesting allows for maximum use of available in space when not in use. Also we have cages that are suitable for high security items and can be locked and secured.



STANDARD ROLL CAGES

Nested containers with hinged side, rod infill panels and "A" frame. Optional shelves available.

- Mounted on two fixed and two swivel, 125mm diameter nylon castors
- Each additional unit adds only 200mm to length when nested
- Either 1 integral or 3 detachable shelves can be added

Code	Type	Height	Width	Depth	Internal Dimensions	Shelf Load	Each
V19A115	2 Sides	1690mm	735mm	850mm	W685 x D800 x H1425mm	100kg	£103.70
V19A116	3 Sides	1690mm	735mm	850mm	W685 x D800 x H1425mm	100kg	£115.95
V19A116PB	3 Sides	1680mm	735mm	850mm	W685 x D800 x H1425mm	100kg	£122.99
V19A116/4	4 Sides	1690mm	735mm	850mm	W685 x D800 x H1425mm	100kg	£127.60
V19A118PB	4 Sides	1680mm	735mm	850mm	W685 x D800 x H1425mm	100kg	£142.49
V19A118	4 Sides	1690mm	735mm	850mm	W685 x D800 x H1425mm	100kg	£144.50
V19768	Integral Shelf	n/a	735mm	850mm	n/a	100kg	£9.45
V19768LS	Detachable Shelf	n/a	735mm	850mm	n/a	100kg	£9.45

FROM ONLY
£103.⁷⁰



JUMBO ROLL CAGE

Ideal for handling larger bulky items yet dismantle to a fraction of their assembled size for return packaging or where space is at a premium. Bright electro zinc plated finish - steam clean or pressure wash. Smooth running wheels.

- 3 or 4 sided configuration
- Adjustable shelf (3 positions)
- Hinged gate access

Code	Type	Height	Width	Depth	Internal Dimensions	Shelf Load	Each
V173003	3 Sides	1833mm	2000mm	800mm	W1950 x D750 x H1650mm	100kg	£193.99
V17200HG	4 Sides with 1/2 Gate	1833mm	1200mm	800mm	W1150 x D750 x H1650mm	100kg	£175.50
V17300HG	4 Sides with 1/2 Gate	1833mm	2000mm	800mm	W1950 x D750 x H1650mm	100kg	£242.99
V19A119	4 Sides with 4 piece door	1770mm	1120mm	765mm	W1070 x D715 x H1500mm	100kg	£170.49

FROM ONLY
£170.⁴⁹



SECURITY ROLL CAGES

Four sided nesting container with hinged sides and top. Folds and nest 4 into 1 within seconds. Fully lockable. Mounted on two fixed and two swivel, 125mm diameter nylon castors.

- Bright electro zinc plated finish -steam clean or pressure wash
- Supplied with 1 integral shelf. Optional detachable shelves available
- Each additional unit adds only 200mm to length when nested

Code	Height	Width	Depth	Internal Dimensions	Shelf Load	Each
V19A110	1690mm	735mm	850mm	W685 x D800 x H1425mm	100kg	£152.50

FROM ONLY
£152.⁵⁰



ROLL CAGES

HANDLING & MOVEMENT



BOXWELL MOBILE STORAGE CAGES WITH PLYWOOD SHELVES

Mobile shelving and transportation system for warehouses, workshop storage and work in transit

- Available with or without fitted doors
- 2 adjustable plywood or steel shelves - 100kg UDL load capacity per shelf
- 500kg maximum load capacity

Code	Type	Height	Width	Depth	Each
XW139060P-XX	without doors	1355mm	900mm	600mm	£488.07
XW131260P-XX	without doors	1355mm	1200mm	600mm	£527.11
XW169060P-XX	without doors	1655mm	900mm	600mm	£513.62
XW161260P-XX	without doors	1655mm	1200mm	600mm	£554.70
XW199060P-XX	without doors	1955mm	900mm	600mm	£535.34
XW191260P-XX	without doors	1955mm	1200mm	600mm	£578.16
XD139060P-XX	with doors	1355mm	900mm	600mm	£608.17
XD131260P-XX	with doors	1355mm	1200mm	600mm	£656.81
XD169060P-XX	with doors	1655mm	900mm	600mm	£640.11
XD161260P-XX	with doors	1655mm	1200mm	600mm	£691.32
XD199060P-XX	with doors	1955mm	900mm	600mm	£673.33
XD191260P-XX	with doors	1955mm	1200mm	600mm	£727.19



Please add letter in place of dash when ordering

BOXWELL MOBILE STORAGE CAGES WITH STEEL SHELVES

Code	Type	Height	Width	Depth	Each
XW139060M-XX	without doors	1355mm	900mm	600mm	£462.52
XW131260M-XX	without doors	1355mm	1200mm	600mm	£499.52
XW169060M-XX	without doors	1655mm	900mm	600mm	£489.35
XW161260M-XX	without doors	1655mm	1200mm	600mm	£528.49
XW199060M-XX	without doors	1955mm	900mm	600mm	£511.07
XW191260M-XX	without doors	1955mm	1200mm	600mm	£551.95
XD139060M-XX	with doors	1355mm	900mm	600mm	£583.89
XD131260M-XX	with doors	1355mm	1200mm	600mm	£630.60
XD169060M-XX	with doors	1655mm	900mm	600mm	£615.84
XD161260M-XX	with doors	1655mm	1200mm	600mm	£665.10
XD199060M-XX	with doors	1955mm	900mm	600mm	£647.78
XD191260M-XX	with doors	1955mm	1200mm	600mm	£699.59



Please add letter in place of dash when ordering



HAZARDOUS BOXWELL MOBILE STORAGE CAGE - PLYWOOD SHELVES

Ideal for transport and storage of parts and equipment. Used for the safe and secure storage of valuable and hazardous items between storage, production and work areas.

- Available with or without fitted doors
- 2 adjustable plywood or steel shelves - 100kg UDL load capacity per shelf
- 500kg maximum load capacity

Code	Type	Height	Width	Depth	Each
XW139060HZPY	without doors	1355mm	900mm	600mm	£515.65
XW131260HZPY	without doors	1355mm	1200mm	600mm	£541.43
XW169060HZPY	without doors	1655mm	900mm	600mm	£541.20
XW161260HZPY	without doors	1655mm	1200mm	600mm	£568.26
XW199060HZPY	without doors	1955mm	900mm	600mm	£562.92
XW191260HZPY	without doors	1955mm	1200mm	600mm	£591.06
XD139060HZPY	with doors	1355mm	900mm	600mm	£635.74
XD131260HZPY	with doors	1355mm	1200mm	600mm	£667.53
XD169060HZPY	with doors	1655mm	900mm	600mm	£667.69
XD161260HZPY	with doors	1655mm	1200mm	600mm	£701.08
XD199060HZPY	with doors	1955mm	900mm	600mm	£700.91
XD191260HZPY	with doors	1955mm	1200mm	600mm	£735.95

HAZARDOUS BOXWELL MOBILE STORAGE CAGE - STEEL SHELVES

Code	Type	Height	Width	Depth	Each
XW139060HZMY	without doors	1355mm	900mm	600mm	£490.10
XW131260HZMY	without doors	1355mm	1200mm	600mm	£514.60
XW169060HZMY	without doors	1655mm	900mm	600mm	£516.93
XW161260HZMY	without doors	1655mm	1200mm	600mm	£542.77
XW199060HZMY	without doors	1955mm	900mm	600mm	£538.65
XW191260HZMY	without doors	1955mm	1200mm	600mm	£565.58
XD169060HZMY	with doors	1655mm	900mm	600mm	£643.41
XD161260HZMY	with doors	1655mm	1200mm	600mm	£675.58
XD139060HZMY	with doors	1355mm	900mm	600mm	£611.48
XD131260HZMY	with doors	1355mm	1200mm	600mm	£642.05
XD199060HZMY	with doors	1955mm	900mm	600mm	£675.36
XD191260HZMY	with doors	1955mm	1200mm	600mm	£709.13

FROM ONLY
£462.⁵²



EXTRA STEEL SHELVES

Code	Width	Depth	Each
XWES1260M-XX	1200mm	600mm	£43.85
XWES9060M-XX	900mm	600mm	£42.16



Please add letter in place of dash when ordering

EXTRA PLYWOOD SHELVES

Code	Width	Depth	Each
XWES1260PBYX	1200mm	600mm	£53.14
XWES9060PBXX	900mm	600mm	£51.11

FROM ONLY
£490.¹⁰



CONTAINER TRUCKS

CONTAINER TRUCKS

Range of plastic container trucks for use in healthcare, catering, food production laboratories.

Easy to clean smooth interiors helps in hygiene sensitive environments.



Fast Delivery

The wheels at the bottom of the trucks make manoeuvring the trucks around the workplace an easy task, even when full. When the trucks are not in use they can be nested for compact storage and easy transportation.



LIDS
AVAILABLE
Please contact us

FROM ONLY
£55.91

FROM ONLY
£51.50

Recycled Mobile Tapered Truck



FROM ONLY
£62.90

FROM ONLY
£53.12

Recycled Bottle Skips

FOOD GRADE MOBILE TAPERED TRUCKS

These best-selling premium tapered trucks are ideal for storage and transportation in factories and retail outlets.

- Manufactured from 100% medium density food grade polyethylene.
- Fully nestable making transportation easier and more cost effective.
- Blue and Red available from stock

Code	Capacity	Height	Width	Depth	Each
VRB0003-	72l	515mm	480mm	480mm	£55.91
VRB0120-	118l	770mm	480mm	480mm	£65.02
VRB0121-	135l	680mm	625mm	540mm	£72.92
VRB0227-	200l	785mm	850mm	495mm	£82.40
VRB0317-	320l	695mm	1000mm	670mm	£122.22
VRB0412-	455l	790mm	1410mm	775mm	£154.90

B R G Y N

Please add letter in place of dash when ordering

BOTTLE SKIPS

These bottle skips are our best-selling range of small stack/nest trucks. Specifically produced for bars and hotels, these trucks are ideal for confined spaces and storage of empty bottles and general waste.

- Manufactured from tough, 100% food grade medium density polyethylene
- Stackable and nestable
- Blue and Red available from stock

Code	Capacity	Height	Width	Depth	Each
VRB0111-	135l	660mm	650mm	460mm	£62.90
VRB0113-	150l	750mm	615mm	455mm	£63.63
VRB0115-	165l	620mm	820mm	455mm	£63.91
VRB0118-	165l	620mm	670mm	615mm	£64.96
VRB0119-	185l	620mm	970mm	380mm	£64.69

B R G Y

Please add letter in place of dash when ordering

RECYCLED TAPERED TRUCKS

- Manufactured from black recycled polymer - Note: These are not food grade

Code	Capacity	Height	Width	Depth	Each
VRB0003KRC	72l	515mm	480mm	480mm	£51.50
VRB0120KRC	118l	770mm	480mm	480mm	£58.09
VRB0121KRC	135l	680mm	625mm	540mm	£59.85
VRB0227KRC	200l	850mm	785mm	495mm	£81.26
VRB0317KRC	320l	1000mm	870mm	670mm	£107.61
VRB0412KRC	455l	1410mm	775mm	790mm	£133.83

RECYCLED BOTTLE SKIPS

- Manufactured from black recycled polymer - Note: These are not food grade

Code	Capacity	Height	Width	Depth	Each
VRB0111KRC	135l	660mm	650mm	460mm	£53.12
VRB0113KRC	150l	750mm	615mm	455mm	£53.85
VRB0115KRC	165l	620mm	820mm	455mm	£54.13
VRB0118KRC	165l	620mm	670mm	615mm	£55.17
VRB0119KRC	185l	620mm	970mm	380mm	£54.90

CONTAINER TRUCKS WITH STEEL FRAMES

Food Grade tank with powder coated sheet steel support frame

- Manufactured from 100% medium density food grade polyethylene
- Frame gives tank extra support and increases the capacity to which the tank can be safely filled and moved
- Fitted with 8" castors - 2 fixed and 2 swivel

FROM ONLY
£249.99



Code	Capacity	Height	Width	Depth	Each
VRD0303_OC0105-	370L	845mm	1040mm	730mm	£249.99
RD0405_OC0210-	455L	860mm	1340mm	750mm	£269.99
RC0504_OC0211-	540L	940mm	1090mm	800mm	£269.99

B R

Please add letter in place of dash when ordering



REPLACEMENT CONTAINER DOLLIES

- Frame gives tank extra support and increases the capacity to which the tank can be safely filled and moved
- Powder coated mild steel
- 8" fixed castors

Code	Height	Width	Each
OC0105-	845mm	1040mm	£146.00
OC0210-	860mm	1340mm	£146.00
OC0211-	940mm	1090mm	£146.00

B R

Please add letter in place of dash when ordering



REPLACEMENT CONTAINER TRUCKS

Food grade tapered container made with polyethylene.

- Manufactured from 100% medium density food grade polyethylene
- Completely smooth interior for easy cleaning

Code	Capacity	Height	Width	Each
RD0303-	370L	615mm	1040mm	£113.59
RD0405-	455L	645mm	1340mm	£136.49
RC0504-	540L	710mm	1080mm	£148.39

B R

Please add letter in place of dash when ordering



Protect your people and building from accidental forklift damage.

See pages 160-162

Secure storage for chemicals and oils.

See page 165



Enhance your canteen facilities from our range of furniture.

See page 176

Encourage recycling with a choice of different sized bins.

See pages 182-183



Provide secure storage for gas bottles with these modular cages.

See page 187

Ensure personnel access goods around the workplace, whether in the office, factory or warehouse, safely and correctly with our range of ladders and steps.

WAREHOUSE MANAGEMENT

Barriers & Protection	160
Industrial Matting	163
Spill Management	165
Warehouse Safety Signs	168

WAREHOUSE ID & LABELLING

Warehouse ID & Labelling	169
Warehouse Floor ID & Labelling	175

PREMISES

Canteen Furniture	176
Smoking & Cycling Shelters	177
Internal & External Bins	179
Recycling Bins	182
Recycling Sacks	184
Winter Maintenance	185
Site Safety	187
First Aid Kits	189

WAREHOUSE MANAGEMENT

BARRIERS & PROTECTION

These products offer protection for staff, stock and static machinery, materials handling equipment and vehicles like forklift trucks as well as racking. They include a wide range of high visibility impact protection barriers and guards.

- Racking protection barriers and guards offered are U or L profile or single upright guards and end rack protection.
- As well as Floor mounted posts or bollards for internal or external use and wall units that can provide visual warnings.



WALL MOUNTED TENSABARRIERS

Wall Mounted Tensabarriers Units with a range of belt colours, sizes and standard texts which includes;

Caution - Do Not Enter, No Entry, Cleaning in Progress, Lift Out of Service, Danger Forklift Trucks, Authorised Access Only.

- Wall mounted units are ideal for closing off areas, walkways, lifts or escalators
- Choice of 2.3m, 4.6m or 7.7m black body wall units
- Available with black, red/white chevron, yellow/black chevron or standard text webbing - please call one of our trained advisers for more details.

FROM ONLY
£74.99

Code	Height	Width	Depth	Unit Size	Webbing Design	Each
V896-33S-B9	117mm	96mm	71mm	2.3m	Black	£74.99
V896-33S-D3	117mm	96mm	71mm	2.3m	Red/White Chevron	£74.99
V896-33S-D4	117mm	96mm	71mm	2.3m	Yellow/Black Chevron	£74.99
V896-33S-STD TEXT	117mm	96mm	71mm	2.3m	Standard Text Webbing	£94.99
V897-33-33-B9	143mm	89mm	85mm	4.6m	Black	£79.99
V897-33-33-D3	143mm	89mm	85mm	4.6m	Red/White Chevron	£79.99
V897-33-33-D4	143mm	89mm	85mm	4.6m	Yellow/Black Chevron	£79.99
V897-33-33-STD TEXT	143mm	89mm	85mm	4.6m	Standard Text Webbing	£109.99
V897HC-33-33-B9	184mm	118mm	110mm	7.7m	Black	£129.99
V897HC-33-33-D3	184mm	118mm	110mm	7.7m	Red/White Chevron	£129.99
V897HC-33-33-D4	184mm	118mm	110mm	7.7m	Yellow/Black Chevron	£129.99
V897HC-33-33-STD TEXT	184mm	118mm	110mm	7.7m	Standard Text Webbing	£189.99

Please note: Mounting options must be ordered at the same time as the main unit so they can be built together



WALL MOUNTED TENSABARRIER - MOUNTING OPTIONS

These additional mounting options can be used to fix any standard wall mounted tape barrier to any surface required.

FROM ONLY
£13.99

Code	Type	For Unit Size	Each
V540-L	Additional Zinc Wall Clip H15mm		£13.99
V897C	Clamp Fixing	4.6m	£16.99
V897G	Glass Mount Fixing	4.6m	£13.99
V897HCC	Clamp Fixing	7.7m	£16.99
V897HCG	Glass Mount Fixing	7.7m	£13.99
V897HCM	Magnetic Fixing	7.7m	£26.99
V897HCR	Removable Fixing	7.7m	£16.99
V897HCW	Warehouse Rack Fixing	7.7m	£16.99
V897M	Magnetic Fixing	4.6m	£25.99
V897R	Removable Fixing	4.6m	£16.99
V897W	Warehouse Rack Fixing	4.6m	£16.99

Note: The units will still be provided with a standard tape end and wall clip unless otherwise requested.



Removable



Glass Mount



Magnetic Mount



Clamp



Warehouse Rack Mount



TENSABARRIER POSTS

Tensabarrier Plastic Post with Cast Iron Base with each post featuring 2.3m of webbing.

- 35 degree displacement angle, preventing the barrier from easily toppling over and causing unnecessary damage
- The UPVC post is available in a range of colours; black, red, white and yellow
- This cost-effective, practical post is ideal for areas with high traffic levels

Code	Webbing Design	Post Colour	Height	Width	Depth	Each
V875-35-D4	Yellow/Black Chevron	Yellow	975mm	64mm	354mm	£89.99
V875-32-D3	White/Black Chevron	White	975mm	64mm	354mm	£94.01
V875-21-D3	Red/Black Chevron	Red	975mm	64mm	354mm	£89.99
V875-33-B9	Black	Black	975mm	64mm	354mm	£89.99



FROM ONLY
£89.99

WAREHOUSE MANAGEMENT



HEAVY DUTY TENSABARRIER POSTS

Heavy Duty Tensabarrier Barrier Post with 3.65m of Webbing.

- Perfect for indoor or outdoor use, the Heavy Duty post features a UPVC moulded base and plastic post which can be removed
- Hard wearing removable base can be walked on or driven over and will still retain its shape, making it ideal for use in warehouses, loading bays, construction sites and manufacturing facilities

Code	Webbing Design	Post Colour	Height	Width	Depth	Each
V886-M-21-D3	Red/White Chevron	Red	960mm	64mm	483mm	£99.99
V886-M-35-D4	Yellow/Black Chevron	Yellow	960mm	64mm	483mm	£99.99

FROM ONLY
£99.99



A4 POST TOP SIGNS

Polished Chrome & Black A4 portrait sign holder.

- Direct, promote and inform with a difference
- A4 portrait orientation
- Available in black or polished chrome

Code	Height	Width	Depth	Finish	Each
VTB-SHA4P-33S	297mm	210mm	80mm	Black	£54.99
VTB-SHA4P-1P	297mm	210mm	80mm	Chrome	£74.99

FROM ONLY
£54.99



TENSACONES

Designed to fit most standard traffic cones, the Tensacone is a quick and effective way to restrict access. Tensacone Kit comprising of 4 x Tensacone units and 4 x 750mm road cones also available as a Single orange Tensacone unit with 3.65m of red and white chevron webbing.

- Tensacone units have 4 way connectivity allowing for flexibility and use where connecting to multiple units is required
- Easy to use with a robust and hard wearing construction

Code	Type	Height	Width	Depth	Webbing Design	Each
VTC114-30-D3	Single Tensacone	232mm	100mm	100mm	Red/White Chevron	£44.99
VTCKIT-30-D3	Tensacone Kit	232mm	100mm	100mm	Red/White Chevron	£164.99

FROM ONLY
£44.99



HEAVY DUTY WAREHOUSE COLUMN PROTECTION

Stronger than the standard Monostrut column protector. The spring steel buffers, combined with the enclosed semi-circles offer strong protection from fork lift trucks at low speeds.

- The feet can be turned inwards to prevent a trip hazard or damage to tyres
- Minimum size is 500mm internal diameter with heights of 610 or 1100mm as standard

Code	Height	Diameter	Each
VWARCOL1	1100mm	500mm	£652.49
VWARCOL2	1100mm	750mm	£740.49

FROM ONLY
£652.49



MONOSTRUT COLUMN PROTECTION

A light and economic system which offers protection against small pallet movers at low speeds. It can be radiused as low as 200mm and is suitable for both interior and exterior use. It can also be supplied to protect against air-ducts and drainpipes in a space efficient manner.

Code	Diameter	Each
VMONOCOL1	400mm	£330.49

FROM ONLY
£330.49



FLEXI BOLLARDS

Flexi bollards provide single point impact protection from vehicles of up to 5 tonnes. Rubber shock absorbers absorb much of the forces of impact bring in savings on replacement and maintenance.

- Finished in a high visibility yellow

Code	Height	Each
VA7050	1000mm	£367.99

FROM ONLY
£367.99



CRASH PROTECTION POSTS

Heavy duty steel protection posts suitable for car parks, loading bays, warehouses and protection of buildings. Pre-drilled base plates with floor fixing included.

- 3 sizes to suit light to heavy duty applications
- Finished in orange for high visibility

Code	Height	Qty	Diameter	Each
VPP102	750mm	2	89mm	£106.99
VPP202	915mm	2	114mm	£119.99
VPP302	1100mm	2	168mm	£193.49

FROM ONLY
£106.99

WAREHOUSE MANAGEMENT



FROM ONLY
£22.50

RACKING UPRIGHT PROTECTORS

Perfect product for reducing pallet racking damage caused by fork lift trucks. The guard is designated to hug the racking making it very difficult to detach. Installed in seconds and requires no fixing down. It also fits all types of pallet racking.

- High visibility colour makes the guard detectable to fork lift operatives
- Fits all types of Pallet Racking

Code	Type	Height	Width	Each
VEUA	Fits up to 87mm wide upright	600mm	125mm	£22.50
VEUB	Fits up to 100mm wide upright	600mm	140mm	£24.50
VEUC	Fits up to 127mm wide upright	600mm	165mm	£29.50

STEEL SAFETY BARRIERS

A range of steel safety barriers including twin channel barrier, tubular barrier and single rail Armco barrier, suitable for car parks, loading bays, warehouses and protection of buildings. Pre-drilled base plates with floor fixing included.

- Designed to suit various applications and can be tailor made to your specification
- Finished in RAL 2011 Orange
- Alternative colours and finishes available

Code	Type	Height	Length	Each
VB3S1	Low Level Tubular	500mm	1250mm	£186.99
VB3L1	Low Level Tubular	500mm	1250mm	£219.99
VB0S1	Twin Channel	750mm	1250mm	£213.49
VB0L1	Twin Channel	750mm	2500mm	£253.49
VB1S1	Heavy Duty Rail	750mm	1250mm	£226.99
VB1L1	Heavy Duty Rail	750mm	2500mm	£266.99



STEEL BARRIERS

Unique spring steel barrier system available in two heights - 235mm & 610mm. These are best used when defending against lighter weight pallet movers at low speeds. Deflects and absorbs the impact load and returns to the original position. Extensions use existing supports to create a continuous run.

- All buffer supports are supplied with appropriate base plates and anchor bolts as standard
- Available in initial and extension sections standard duty 4 metre rail sections with 4 x buffer supports
- All buffer and metal barrier rails are supplied with a galvanised finish - minimal maintenance

Code	Type	Each
VB3003	Joint Section	£11.97
VB3004	Plastic End Cap	£3.67
VB3005	90 Degree Bend Section	£74.66
VB3006	Quarter Bend Terminal Section	£59.98
VSDER423	Extension 4000mm Warehouse Rail Section with 3 x 235mm Buffer Supports	£207.49
VSDER461	Extension 4000mm Warehouse Rail Section with 3 x 610mm Buffer Supports	£233.49
VSDIR423	Initial 4000mm Warehouse Rail Section with 4 x 235mm Buffer Supports	£238.99
VSDIR461	Initial 4000mm Warehouse Rail Section with 4 x 610mm Buffer Supports	£273.49



FROM ONLY
£148.14

GUARD BARRIERS

These attractive tubular, safety barriers are ideal for protecting walkways around machinery and shelving and for defining walkways through industrial, manufacturing and warehouse areas.

- Fully welded construction
- Powder coated high visibility yellow
- Supplied with floor fixings

Code	Type	Height	Width	Depth	Each
RBCGB9453YXX	Corner Barrier	940mm	530mm	530mm	£165.19
RBPGB8575YXX	Pillar Barrier	850mm	750mm	700mm	£189.70
RBSGB9410YXX	Short Barrier	940mm	1000mm		£148.14
RBLGB9420YXX	Long Barrier	940mm	2000mm		£193.97



FROM ONLY
£186.99



HEAVY DUTY STEEL BARRIERS

Designed for heavier frequent impact internally from head-on blow at low speeds. It deflects and absorbs the impact load and returns to the original position. Available as initial and extension sections.

- All buffer supports are supplied with appropriate base plates and anchor bolts as standard
- Meet the impact requirements of BS6399
- Extensions use existing supports to create a continuous run

Code	Type	Each
VB2004	Fish tail end	£37.13
VB2005	Bull nose end (Corner section)	£91.39
VB2006	Visibility end cap	£10.20
VHDER32	3.2m Heavy Duty Rail Section with 2 Buffer Supports & all fixings	£254.49
VHDIR32	3.2m Heavy Duty Rail Section with 3 Buffer Supports & all fixings	£313.49

INDUSTRIAL MATTING

Specialist industrial mats and safety mats are offered to suit all requirements, including anti fatigue mats which are designed with heavy foot traffic in mind and anti slip mats with safety as the key factor.

- Yellow striped borders are offered to enhance safety



RUBBER RIB MATS

Low cost surface covering, suitable for industrial flooring, aisle, work benches and vehicle interiors.

- 100% rubber with fine ribbed surface for sure footing and easy cleaning

FROM ONLY
£16.18

Code	Type	Width	Depth	Length	Each
RR391C	Cut to Length	910mm	3mm		£16.18
RR691C	Cut to Length	910mm	6mm		£39.75
RR3122C	Cut to Length	1220mm	3mm		£21.59
RR6122C	Cut to Length	1220mm	6mm		£53.07
RR391	Roll	910mm	3mm	10m	£104.80
RR691	Roll	910mm	6mm	10m	£257.84
RR3122	Roll	1220mm	3mm	10m	£140.34
RR6122	Roll	1220mm	6mm	10m	£344.12



PLUSHWAY MATS

Hard wearing all purpose mat for indoor normal traffic areas. Durable polypropylene fibres are heat cured into a dense vinyl base.

- Plush pile removes dirt and moisture
- Easy to clean with vacuum, extraction clean, or simply hose off

FROM ONLY
£23.76

Code	Width	Depth	Length	Each
PM2436--	600mm	7mm	900mm	£23.76
PM310--	900mm	7mm	3000mm	£103.96
PM3648--	900mm	7mm	1200mm	£47.51
PM3660--	900mm	7mm	1500mm	£59.40
PM4872--	1200mm	7mm	1800mm	£85.97
PM4896--	1200mm	7mm	2400mm	£110.88

B C NB RB HG

Please add relevant letter suffix in place of dashes when ordering specific colour




KUMFI PEBBLE MATS

Light-duty industrial anti-fatigue mat available with yellow safety borders.

- Closed cell vinyl foam with pebble surface for traction
- For use in dry areas
- Anti-trip bevel edges

FROM ONLY
£27.04

Code	Type	Width	Depth	Length	Each
KP2436BY	Mat	600mm	9.4mm	900mm	£27.04
KP310BY	Mat	900mm	9.4mm	3000mm	£101.54
KP3660BY	Mat	900mm	9.4mm	1520mm	£58.02
KP4872BY	Mat	1200mm	9.4mm	1830mm	£98.06
KP260BY	Roll	600mm	9.4mm	18.3m	£371.25
KP360BY	Roll	900mm	9.4mm	18.3m	£482.91
KP460BY	Roll	1200mm	9.4mm	18.3m	£671.45



KUMFI TOUGH MATS

Premium vinyl sponge matting for dry areas in heavy duty industrial environments.

- Slip resistant deckplate top surface bonded to dense sponge base for optimum worker comfort
- Yellow edge option for safety awareness

FROM ONLY
£58.05

Code		Width	Depth	Length	Each
KU2436BL		600mm	14.3mm	900mm	£58.05
KU2436BY		600mm	14.3mm	900mm	£64.57
KU3660BL		900mm	14.3mm	1500mm	£129.21
KU3660BY		900mm	14.3mm	1500mm	£143.24
KU310BL		900mm	14.3mm	3000mm	£267.08
KU310BY		900mm	14.3mm	3000mm	£289.09
KU320BL		900mm	14.3mm	6000mm	£485.42
KU320BY		900mm	14.3mm	6000mm	£525.96

Available in Black (BL) or Black and Yellow (BY)

WAREHOUSE MANAGEMENT

FROM ONLY
£18.43

CUSHION LINK SOLID TOP MATS

The ultimate for ergonomic comfort and safety in heavy duty dry industrial applications.

- Mats can be interlocked to form the mat size and shape of your choice
- Manufactured from high quality resilient rubber compounds, resistant to extreme temperatures and most chemicals

Code	Type	Width	Depth	Length	Each
CLS36GP	Mat	910mm	19mm	910mm	£67.99
CL36--	Edge Bevel	55mm	19mm	910mm	£18.43



Please add two letter suffix in place of dashes when ordering specific colour




FROM ONLY
£37.37

DIAMOND INTERLOCK MATS

Tough, interlocking rubber mats for simple on-site installation in dry industrial environments. Provides easy relocatable continuous lengths, suitable for medium duty use.

- Trip resistant bevels on all sides
- Deckplate design and moulded air pockets provide traction and ergonomic benefits

Code	Type	Width	Depth	Length	Each
DC2831	Centre Tile	710mm	12.7mm	790mm	£37.37
DE2831	End Tile	710mm	12.7mm	790mm	£37.37



FROM ONLY
£65.53

ERGO-TRED RUBBER MATS

A versatile anti-fatigue mat providing superb worker comfort. Manufactured from heavy duty flexible rubber with bevelled yellow safety edges and suction cup backing.

- Domed surface texture designed to improve circulation and provide comfortable massaging effect.
- Suitable for heavy industrial use in dry areas

Code	Type	Width	Depth	Length	Each
ER3648	Mat	900mm	15mm	1200mm	£65.53




FROM ONLY
£62.08

INTERFLEX MATS

Traditional grid welded PVC duckboard matting for medium duty industrial and commercial use.

- Oil, grease and chemical resistant recycled PVC with anti-slip surface
- Connector clips for side or end joining

Code	Type	Width	Depth	Length	Each
IF24BL	Cut to Length	600mm	12.5mm	10m	£62.08
IF32BL	Cut to Length	800mm	12.5mm	10m	£82.07
IF39BL	Cut to Length	1000mm	12.5mm	10m	£94.01
IF2433BL	10m Roll	600mm	12.5mm	10m	£380.02
IF3233BL	10m Roll	800mm	12.5mm	10m	£506.70
IF3933BL	10m Roll	1000mm	12.5mm	10m	£633.37



Move Items Safely Around the Warehouse?

The safe movement of goods is made easy using one of our range of products from the HANDLING & MOVEMENT section featured in the catalogue.




SEE PAGE 145


SPILL MANAGEMENT

Slips and trips are the most common cause of injury at work. On average, they cause 40 percent of all reported major injuries and can also lead to other types of serious accidents. They need to be contained and cleaned up as quickly and as safely as possible.

Whilst Drum Banks ensure you can protect against weather and theft as well as meeting health and safety regulations concerning the storage of chemical drums.



4 Drum in-Line Polyethylene



DRUM SUMP PALLETS

Secondary containment of 205 litre drums of oils or chemicals outside or inside.

- Compliant with Control of Pollution (Oil Storage) Regulations
- Robust and corrosion free

FROM ONLY
£150.99

Code	Type	Height	Width	Depth	Weight	Each
FL-205-104	2 Drum Polyethylene	330mm	1220mm	820mm	34kg	£150.99
FL-205-105	4 Drum Polyethylene	275mm	1280mm	1280mm	25kg	£180.49
GN-205-02	4 Drum Spill Pallet Drum Ramp	275mm	1000mm	1740mm	33kg	£313.49
GN-205-01	2 Spill Pallet Drum Ramp	450mm	800mm	600mm	36kg	£344.49
FL-205-106	4 Drum In-Line Polyethylene	150mm	2610mm	895mm	48kg	£381.99
FL-205-107	8 Drum Polyethylene	450mm	800mm	600mm	136kg	£728.99
FSC4DSPFC	4 Drum Poly Frame and Cover	275mm	1280mm	1280mm	54kg	£812.49
FL-205-109	4 Drum Hardcover	150mm	2610mm	895mm	115kg	£841.49
FL-205-108	2 Drum Hardcover	275mm	1280mm	1280mm	95kg	£975.49


4 Drum Polyethylene



4 Drum Poly Workfloor



2 Drum Poly Workfloor



BUNDED WORKFLOORS

Extremely tough and durable.

- Manufactured from non-corroding polyethylene
- Minimises the health and safety risks that can occur from heavy lifting

Code	Type	Height	Width	Depth	Each
FL-205-301	2 Drum Poly Workfloor	150mm	1260mm	860mm	£210.49
FL-205-302	4 Drum Poly Workfloor	150mm	1660mm	1260mm	£195.00
FL-205-303	4 Drum Inline Workfloor	150mm	2610mm	890mm	£388.49
FL-205-304	Workfloor Ramp	150mm	1220mm	650mm	£102.99
FL-205-305	Low Incline Workfloor Ramp	160mm	1740mm	1000mm	£214.49

FROM ONLY
£102.99



DRUMBANKS

A very robust build quality drum store that protects against the weather and theft. Fully complies to all regulations for safe storage of 2 x 205 litre drums. Built to a 30 minute fire resistance with a raised and removable open floor.

- Fully lockable using internal 5 level heavy-duty deadlocks, serial numbered for replacement keys
- Gas struts on lid to help opening and closing

Code	Type	Height	Width	Depth	Each
DB2	2 Drum	1350mm	1350mm	900mm	£1,745.45
DB4	4 Drum	1350mm	1350mm	1250mm	£2,318.18



FROM ONLY
£1,715.45

WAREHOUSE MANAGEMENT

Single Polyethylene



Double Polyethylene Frame and Cover



IBC SPILL PALLETS

Secondary containment for oils and chemicals in 1000 litre Intermediate Bulk Containers (IBC).

- Compliant with Control of Pollution (Oil Storage) Regulations
- Robust and corrosion free
- Oil and Chemical Compatibility

Code	Type	Height	Width	Depth	Weight	Each
FL-205-201	Single Polyethylene	580mm	1890mm	1385mm	70kg	£633.49
FL-205-203	Double Polyethylene	510mm	2340mm	1360mm	115kg	£749.99
FL-205-205	Twin Polyethylene	500mm	2820mm	1410mm	65kg	£796.49
FL-205-206	Single Polyethylene Frame and Cover	2410mm	1760mm	1350mm	119kg	£1,164.49
FL-205-207	Double Polyethylene Frame and Cover	2210mm	2560mm	1350mm	156kg	£1,252.49

FROM ONLY
£633.49



SPILL TRAYS

For catching spills from small drums and cans in the work area.

Code	Height	Width	Depth	Weight	Capacity	Each
FL-205-507	110mm	715mm	460mm	5.5kg	25L	£84.13
FL-205-508	175mm	920mm	720mm	15kg	25L	£134.49

FROM ONLY
£84.13

DRUM & IBC STORES

Secure, bunded steel units for storage of 205L drums and 1000L IBC of oils and chemicals which comply with the relevant safety and environmental legislation.

- Sump holds 25% of total liquid stored
- Double sliding or roller shutter doors
- High and low level vents

Code	Type	Height	Width	Depth	Each
FL-49-002	8 Drum	3100mm	1500mm	1500mm	£4,523.49
FL-49-004	16 Drum	3350mm	3000mm	1650mm	£6,028.49
FL-49-005	32 Drum	3100mm	5900mm	1650mm	£7,803.99
FL-49-007	8 IBC	3350mm	5900mm	1650mm	£8,023.99
FL-49-008	12 IBC	3350mm	8900mm	1650mm	£11,326.49

FROM ONLY
£4,523.49




BUNDED FUEL & OIL TANKS

Fuel, oil and waste oil tanks are designed to meet oil storage legislation and comply with OFTEC certification.

- 3mm steel and 110% bunded capacity of the container
- Secure and lockable
- Locatable on uneven ground without a concrete base

Code	Type	Height	Width	Length	Capacity	Each
FL-25-101-500	Fuel	1100mm	1000mm	1000mm	500L	£1,165.49
FL-25-101-1000	Fuel	1250mm	1000mm	1250mm	1000L	£1,565.99
FL-25-101-2000	Fuel	1100mm	1000mm	2250mm	2000L	£1,809.49
FL-25-101-3000	Fuel	1350mm	1250mm	2250mm	3000L	£2,305.49
FL-25-101-5000	Fuel	1700mm	1500mm	2500mm	5000L	£3,392.49
FL-25-101-10000	Fuel	2200mm	2000mm	3100mm	10000L	£5,488.49
FL-26-101-1000	Oil	1250mm	1000mm	1250mm	1000L	£1,339.99
FL-26-101-2000	Oil	1100mm	1000mm	2250mm	2000L	£1,670.49
FL-26-101-2500	Oil	1350mm	1000mm	2250mm	2500L	£1,782.99
FL-26-101-5000	Oil	1700mm	1500mm	2500mm	5000L	£3,392.49
FL-28-101-500	Waste Oil	1100mm	1000mm	625mm	500L	£1,165.49
FL-28-101-1000	Waste Oil	1100mm	1000mm	1250mm	1000L	£1,339.99
FL-28-101-2500	Waste Oil	1350mm	1000mm	2250mm	2500L	£1,782.99
FL-28-101-5000	Waste Oil	1700mm	1500mm	2500mm	5000L	£3,392.49

FROM ONLY
£1,165.49



WAREHOUSE MANAGEMENT



WHEELED BIN SPILL KITS

Spill kits contain a range of products to deal effectively and quickly with spills. Audit covers and tamperproof tape prevent illicit use without being clearly evident.

Code	Type	Capacity	Each
SK-142-102	Maintenance	120L	£103.49
SK-142-103	Maintenance	240L	£184.99
SK-142-104	Maintenance	360L	£192.99
SK-142-202	Oil	120L	£119.99
SK-142-203	Oil	240L	£172.99
SK-142-204	Oil	360L	£178.49
SK-142-302	Chemical	120L	£137.99
SK-142-303	Chemical	240L	£223.99
SK-142-304	Chemical	360L	£309.49

FROM ONLY
£103.49



WHEELED LOCKERS SPILL KITS

Large capacity easily mobile spill kits for spills of oil and water based liquids. Full range of absorbent's supplied in a mobile wheeled locker. Large capacity easily mobile spill kits of oil and water based liquids. Full range of absorbent's supplied with the kit. Complies fully with BS 7959 and ISO 9001:2008 standards.

- Maintenance: For indoor use to contain and absorb non aggressive liquids and chemicals whether oil or water based - Grey
- Oil: For all external uses where oil needs to be absorbed without saturating the absorbent with water - White
- Chemical: For use with aggressive chemicals - Yellow

Code	Type	Capacity	Each
SK-141-104	Maintenance	600L	£537.99
SK-141-204	Oil & Fuel	600L	£579.49
SK-141-304	Chemical	600L	£618.49

FROM ONLY
£537.99



HANDY BAG SPILL KITS

Contains: 1 x Clip Handle Bag Clear 60cm x 91cm, 8 x Maintenance/Oil/Chemical Pads 38cm x 50cm, 1 x Disposal bag and cable tie, 2 x Maintenance/Oil/Chemical Sock 8cm x 120cm, 1 x Kit instructions and contents list

Code	Type	Capacity	Each
SK-100-101	Maintenance	15L	£22.70
SK-100-301	Chemical	15L	£27.40
SK-100-201	Oil	15L	£22.70

FROM ONLY
£22.70



SHOULDER BAG SPILL KITS

Contains: 1 x Shoulder Strap Bag 45cm x 65cm x 20cm, 28 x Maintenance/Oil/Chemical Pads 38cm x 50cm, 2 x Maintenance/Oil/Chemical Socks 8cm x 120cm, 1 Maintenance/Oil/Chemical Cushion 30cm x 25cm, 1 x Disposal bag and cable tie, 1 x Goggles - splash resistant, 1 x Instruction and contents sheet.

Code	Type	Capacity	Each
SK-100-104	Maintenance	50L	£47.74
SK-100-304	Chemical	50L	£61.04

FROM ONLY
£47.74



CARRY BAG SPILL KITS

Contains: 1 x Yellow Cube Bag 26cm x 30cm x 40cm, 23 x Maintenance/Oil/Chemical Pads 38cm x 50cm, 3 x Maintenance/Oil/Chemical Socks 8cm x 120cm, 1 Maintenance/Oil/Chemical Cushion 30cm x 25cm, 1 x Disposal bag and cable tie, 1 pair disposable nitrile, 1 x Goggles - splash resistant gloves

Code	Type	Capacity	Each
SK-100-103	Maintenance	35L	£39.91
SK-100-303	Chemical	35L	£61.04
SK-100-203	Oil	35L	£53.22

FROM ONLY
£39.91



SPILL MATE

Compact, cost-effective spill control product dispensing station.

- Easy accessibility for dispensing spill absorbent
- Versatile - wall or bench mounted
- Durable metal construction

Code	Type	Each
FL-41-102	Bench Mounted	£72.13
FL-41-101	Wall Mounted	£88.57

FROM ONLY
£72.13



SPILL MATE ACCESSORIES

A range of accessories for our best selling Spill Mate dispensing station (FL-41-101 & FL-41-102).

Code	Type	Width	Each
SK-08-103	Perforated Roll	300mm	£41.47
FL-41-203	Maintenance Pads	400mm	£41.47
FL-41-204	Oil Selective Pads	400mm	£73.73
SK-11-001	Industrial Wipe Roll		£34.43
FL-67-005	Gloves		£52.43

FROM ONLY
£34.43



WAREHOUSE MANAGEMENT

WAREHOUSE SAFETY SIGNS

Safety signs have a vital role to play in communicating safety information to minimise the risk of an accident occurring and can relay across a clear message that is universally understood.

- Safety signs can be drilled for permanent application
- For a full range of signs please contact us



WAREHOUSE SAFETY SIGNAGE

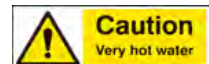
Code	Type	Height	Width	Quantity	Each
13201K	No Admittance To Unauthorised Personnel	400mm	300mm	5	£20.99
14215K	Caution Forklift Trucks Operating	400mm	300mm	5	£20.99
24236A	Caution Very Hot Water	75mm	100mm	1	£1.98
15012G	Use Ear Protectors	100mm	300mm	1	£5.57
15201G	Protective Footwear Must Be Worn	100mm	300mm	1	£5.57
15003G	Eye Protection Must Be Worn	100mm	300mm	1	£5.57
15428G	Pedestrians Must Use This Route	100mm	300mm	1	£5.57
15452G	High Visibility Jackets Must Be Worn	100mm	300mm	1	£5.57
15413G	Sound Horn Drive Slowly	100mm	300mm	1	£5.57



13201K

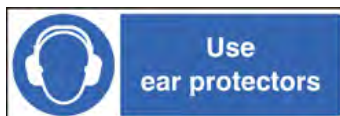


14215K



24236A

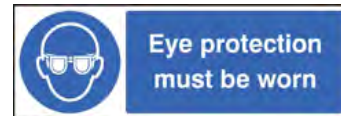
FROM ONLY
£1.98



15012G



15201G



15003G



15428G



15452G



15413G

Safety Netting Solutions

Back of Rack Safety Netting

Strong and durable safety system designed to protect people and stock.


- Prevents accidents and stock damage
- Withstands a full pallet impact at 1000kg
- Essentially for new installations but can be retro-fitted



In Flue Rack Netting

In flue or spine netting is designed to stop items being pushed or falling through from one rack face to the other.

- Available in various sizes and strengths
- Designed to contain loads of up to 1000kg within the net envelope
- Will not dent or corrode like steel mesh



Mezzanine Handrail Netting

Handrail netting provides anti spill safety infill for handrail sections.

- Prevents items falling from a mezzanine floor
- Retains the use of the handrail
- Available in choice of 6 colours
- Can also be retro-fitted





CONTACT US FOR
FURTHER
INFORMATION

WAREHOUSE ID & LABELLING

WAREHOUSE BAY / AISLE ID & LABELLING

A comprehensive range of stickers, racking labels, document pockets and magnetic signs for display on your racking and shelving in your warehouse.



FROM ONLY
£20.85

MAGNETIC CLEAR DOCUMENT POCKETS

Industrial document pockets with welded edges are ideal for when documentation needs to be kept clean, or simply for control of fast moving stock. These magnetic document pockets can be reused and relocated.

- Magnetic along top edge
- Horizontal or vertical

Code	Layout	Height	Width	Quantity	Each
MP1122/10	DL	110mm	215mm	10	£25.80
MP1111/10	Square	110mm	110mm	10	£20.85
MP3H/10	A3 Horizontal	316mm	436mm	10	£57.00
MP3V/10	A3 Vertical	436mm	316mm	10	£57.00
MP4H/10	A4 Horizontal	215mm	310mm	10	£27.30
MP4V/10	A4 Vertical	310mm	220mm	10	£27.30
MP5H/10	A5 Horizontal	155mm	230mm	10	£22.35
MP5V/10	A5 Vertical	215mm	160mm	10	£22.35
MP6H/10	A6 Horizontal	110mm	155mm	10	£21.45
MP6V/10	A6 Vertical	150mm	110mm	10	£21.45
MP7H/100	A7 Horizontal	60mm	110mm	100	£75.00

COLOURED DOCUMENT POCKETS


Make your display and important documentation stand out with these coloured document pockets. The pockets which are available in 5 colours will help transform plain noticeboards into a bold information centre perfect for 5S and Lean management systems.

- Industrial quality coloured document pockets
- Tie-on straps secures around a maximum diameter of 60mm
- Helps protect and highlight your important messages

Code	Type	Layout	Height	Width	Each
CAP5V-	Self-Adhesive	A5 - Vertical	215mm	160mm	£17.70
CAP5H-	Self-Adhesive	A5 - Horizontal	115mm	230mm	£17.70
CAP4V-	Self-Adhesive	A4 - Vertical	310mm	220mm	£21.00
CAP4H-	Self-Adhesive	A4 - Horizontal	215mm	310mm	£21.00
CTP5V-	Tie-on	A5 - Vertical	215mm	160mm	£19.20
CTP5H-	Tie-on	A5 - Horizontal	115mm	230mm	£19.20
CTP4V-	Tie-on	A4 - Vertical	310mm	220mm	£22.80
CTP4H-	Tie-on	A4 - Horizontal	215mm	310mm	£22.80
CMP5V-	Magnetic	A5 - Vertical	215mm	160mm	£25.20
CMP5H-	Magnetic	A5 - Horizontal	115mm	230mm	£25.20
CMP4V-	Magnetic	A4 - Vertical	310mm	220mm	£30.90
CMP4H-	Magnetic	A4 - Horizontal	215mm	310mm	£30.90



Please add relevant suffix in place of dash when ordering specific colour, mixed pack comes with 2 of each colour (2x Blue, Red, Green, Yellow and Black)



FROM ONLY
£15.60

SELF-ADHESIVE CLEAR DOCUMENT POCKETS

Self-adhesive document pockets are great for use in more permanent locations.

- Self Adhesive - top and bottom edge (AP7H/100 Top Only)
- Horizontal or vertical

Code	Layout	Height	Width	Quantity	Each
AP1122/10	DL	110mm	215mm	10	£24.60
AP1111/10	Square	110mm	110mm	10	£17.40
AP3H/10	A3 Horizontal	316mm	436mm	10	£51.45
AP3V/10	A3 Vertical	436mm	316mm	10	£51.45
AP4H/10	A4 Horizontal	215mm	310mm	10	£18.75
AP4V/10	A4 Vertical	310mm	220mm	10	£18.75
AP5H/10	A5 Horizontal	155mm	230mm	10	£15.60
AP5V/10	A5 Vertical	215mm	160mm	10	£15.60
AP6H/10	A6 Horizontal	110mm	155mm	10	£20.85
AP6V/10	A6 Vertical	150mm	110mm	10	£20.85
AP7H/100	A7 Horizontal	60mm	110mm	100	£56.70

FROM ONLY
£17.70



Self-Adhesive Backing



Magnetic Backing



Tie-on

WAREHOUSE ID & LABELLING

DOCUMENT HOLDING FRAMES

The Frame4Docs design allows for easy insertion and removal of documents without the necessity of moving the frame. However if required magnetic frames can be simply lifted and relocated at will, self-adhesive offers a permanent option.

- Come in packs of 10
- The magnetic frames have very strong pull forces and can be applied to any flat steel surface without the use of nails and pins that could possibly damage the fixing surface
- To fit A2, A3, A4 & A5 Documents

Code	Type	Height	Width	Each
SFD5-/10	A5 Self-Adhesive	240mm	180mm	£44.40
MFD5-/10	A5 Magnetic	240mm	180mm	£45.90
SFD4-/10	A4 Self-Adhesive	330mm	240mm	£55.20
MFD4-/10	A4 Magnetic	330mm	240mm	£57.00
SFD3-/10	A3 Self-Adhesive	450mm	330mm	£84.60
MFD3-/10	A3 Magnetic	450mm	330mm	£86.70
SFD2-/10	A2 Self-Adhesive	625mm	450mm	£138.00
MFD2-/10	A2 Magnetic	625mm	450mm	£141.00

B R G Y BK MIX

Please add relevant suffix in place of dash when ordering specific colour, mixed pack comes with 2 of each colour (2x Blue, Red, Green, Yellow and Black), mixed pack comes with 2 of each colour




CHEVRON DOCUMENT HOLDING FRAMES

- Available in hazard/chevron style colours red/white, green/white and black/yellow

Code	Type	Height	Width	Colour	Quantity	Each
MFD4--/10	Magnetic	330mm	240mm	Black/Yellow	10	£57.00
SFD4--/10	Self-Adhesive	330mm	240mm	Black/Yellow	10	£55.20

RW GW BY

Please add two letter suffix in place of dashes when ordering specific colour

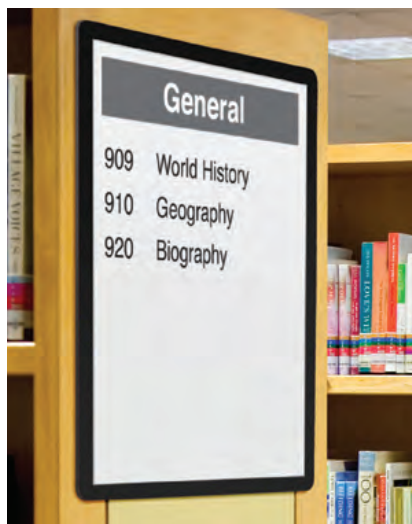


RACKING SELF ASSESSMENT CHARTS

The racking self assessment chart is perfect to help aid efficiency and time management with daily checks to ensure your racking is safe and complying to regulations.

- Charts non-adhesive backing allows the chart to be mounted to various surfaces with a method of your choice.

Code	Type	Height	Width	Each
RSA1	Rack Self Assessment	900mm	690mm	£22.80



Self-Adhesive Backing



Magnetic Backing



BLS5

FROM ONLY
£10.20



BLS6

LOAD NOTICES

Seven semi-rigid weight loading notices, detailing the procedures for the maintenance of racking structures. The illustration allows for maximum shelf and bay load weights, to be labelled, or written in with a permanent marker pen, plus installation details and reference numbers.

- These high-impact notices allow for relevant information pertaining to the safe load limits and can be supplied blank or printed with black text at no extra charge
- BLS1-BLS5 are manufactured from durable PVC, BLS6 & BLS7 are 1.5mm Thick white rigid styrene
- Notices are in line with the latest health & safety recommendations

Code	Notice Type	Layout	Height	Width	Each
BLS7	Shelving Structures	Horizontal	215mm	220mm	£10.20
BLS1	Shelving Structures	Vertical	356mm	254mm	£12.60
BLS2	Cantilever Racking	Vertical	356mm	254mm	£12.60
BLS3	Drive Through Racking	Vertical	356mm	254mm	£12.60
BLS4	Mezzanine Floor	Horizontal	210mm	295mm	£12.60
BLS5	Pallet Racking	Vertical	470mm	350mm	£14.85
BLS6	Pallet Racking	Horizontal	297mm	420mm	£15.30

WAREHOUSE ID & LABELLING

FLAT AISLE MARKERS

End of aisle identification markers available in various sizes and designs for instant product and aisle locating.

Bespoke markers can be manufactured incorporating directional arrows, logos and entry/no entry symbols.

- Markers in white or yellow, (AM4 only available in yellow) please confirm colour and digits required when ordering
- Supplied pre-drilled unless stated
- Price includes number of digits as stated



AM1

FROM ONLY
£6.60



AM1T



AM1F

FROM ONLY
£7.20

Code	Type	Height	Width	Each
AM1	3 Digits	95mm	160mm	£6.60
AM2/1	1 Digit	220mm	270mm	£9.30
AM2/2	2 Digits	220mm	270mm	£12.90
AM3X/1	1 Digit	300mm	300mm	£10.20
AM3X/2	2 Digits	300mm	300mm	£14.40
AM4	1 Digit	660mm	343mm	£18.90
AM3/1	1 Digit	220mm	450mm	£10.20
AM3/2	2 Digits	220mm	450mm	£14.40
AM3/3	3 Digits	220mm	450mm	£17.70
AM6/1	1 Digit	600mm	600mm	£46.20
AM6/2	2 Digits	600mm	600mm	£72.30

ANGLED AISLE MARKERS

Highly visible angled aisle markers are available with either magnetic or self-adhesive fixings.

- Markers in white or yellow, please confirm colour and digits required
- Supplied pre-drilled unless stated
- Magnetic marker is suitable for cold-store warehouses

Code	Type	Height	Width	Each
AM1F	Self-Adhesive Flange - up to 3 digits	95mm	130mm	£7.20
AM1FM	Magnetic Flange - up to 3 digits	95mm	130mm	£7.50
AM1T	Self-Adhesive Angled Aisle Marker - up to 3 digits	95mm	130mm	£11.40
AM1TM	Magnetic Angled Aisle Marker - up to 3 digits	95mm	130mm	£12.90



SELF-ADHESIVE & MAGNETIC BAY MARKERS

Individual self-adhesive characters are sold separately, please order marker and character, specifying the characters required.

FROM ONLY
£16.50

Code	Type	Height	Width	Each
BA1	Self-adhesive 1 Digit	260mm	167mm	£16.50
BM1	Magnetic 1 Digit	260mm	167mm	£16.50
BA2	Self-adhesive 2 Digit	260mm	310mm	£23.70
BM2	Magnetic 2 Digit	260mm	310mm	£23.70



SELF-ADHESIVE VINYL LABELS - INDIVIDUAL LETTERS & NUMBERS

These self-adhesive numbers and letters are printed in black on white or yellow background and on white only in F1-F6 sizes to ensure high visibility identification. Simple to apply, they can be quickly removed and leave no residue.

- They are suitable for a variety of uses throughout the warehouse including labelling of shelves, racking, bins and other areas

Code	Height	Width	Quantity	Characters per sheet	Each
F1-	9.5mm	6mm	1 Sheet	168	£0.99
F2-	12.5mm	8.5mm	1 Sheet	90	£0.99
F3-	19mm	14mm	1 Sheet	36	£0.99
F4-	38mm	21mm	1 Sheet	12	£0.99
F5-	56mm	21mm	1 Sheet	12	£1.38
F6-	90mm	38mm	1 Sheet	6	£1.89
F7-	130mm	45mm	1 Sheet	5	£2.46
F8-	230mm	140mm	1 Sheet	1	£2.46

Please Note: When ordering individual letters or numbers please replace the dash with any letter from A to Z or any number from 0 to 9 of your choice at the end of the code e.g F1T for letter T or F16 number 6



MAGNETIC NUMBERS & LETTERS

Magnetic tiles supplied on die-cut A4 sheets as a combination of mixed alpha or numeric digits. Suitable for adherence to any steel surface.

- Available in White and Yellow
- Two tile heights, either 43mm with 39mm high digit or 23mm with a 17mm high digit
- Letters are A to Z and Numbers are 0 to 9

Code	Type	Height	Each
M23MIX-L	Letters	23mm	£19.20
M43MIX-L	Letters	43mm	£19.20
M23MIX-N	Numbers	23mm	£19.20
M43MIX-N	Numbers	43mm	£19.20



Please add one letter suffix in place of dash when ordering specific colour

FROM ONLY
£19.20

WAREHOUSE ID & LABELLING



SELF-ADHESIVE VINYL LABELS - LETTERS (A-Z)

8 sizes supplied in complete packs of letters from A to Z

- Letters or numbers are printed in black on yellow or white background ensuring high visibility identification. White background available in sizes F1 up to F6.
- Easy peel-off self adhesive application leaving no residue
- Supplied on sheets of identical characters

Code	Height	Width	Characters per sheet	Quantity	Each
F1-A-Z	9.5mm	6mm	168	Set of 26 Sheets	£25.74
F2-A-Z	12.5mm	8.5mm	90	Set of 26 Sheets	£25.74
F3-A-Z	19mm	14mm	36	Set of 26 Sheets	£25.74
F4-A-Z	38mm	21mm	12	Set of 26 Sheets	£25.74
F5-A-Z	56mm	21mm	12	Set of 26 Sheets	£35.88
F6-A-Z	90mm	38mm	6	Set of 26 Sheets	£49.14
F7-A-Z	130mm	45mm	5	Set of 26 Sheets	£63.96
F8-A-Z	230mm	140mm	1	Set of 26 Sheets	£63.96

Please note: When ordering please specify if you require yellow or black background

FROM ONLY
£25.74



SELF-ADHESIVE VINYL LABELS - NUMBERS (0-9)

8 sizes supplied in complete packs of letters from 0 to 9

- Letters or numbers are printed in black on yellow or white background ensuring high visibility identification. White background available in sizes F1 up to F6.
- Easy peel-off self adhesive application leaving no residue
- Supplied on sheets of identical characters

Code	Height	Width	Characters per sheet	Quantity	Each
F1-0-9	9.5mm	6mm	168	Set of 10 Sheets	£9.90
F2-0-9	12.5mm	8.5mm	90	Set of 10 Sheets	£9.90
F3-0-9	19mm	14mm	36	Set of 10 Sheets	£9.90
F4-0-9	38mm	21mm	12	Set of 10 Sheets	£9.90
F5-0-9	56mm	21mm	12	Set of 10 Sheets	£13.80
F6-0-9	90mm	38mm	6	Set of 10 Sheets	£18.90
F7-0-9	130mm	45mm	5	Set of 10 Sheets	£24.60
F8-0-9	230mm	140mm	1	Set of 10 Sheets	£24.60

Please note: When ordering please specify if you require yellow or black background

FROM ONLY
£9.90

MAGNETIC TICKET HOLDERS

Clear plastic ticket holders offer the flexibility to change locations quickly with use of magnetic backing or for a more permanent locations adhesive backing can be used.

- Front pulls forward for card to be inserted
- Quick and easy to update
- Supplied with white card inserts

Code	Height	Width	Pack Quantity	Each
TS25M/10	25mm	1000mm	10	£50.55
TS220M	25mm	200mm	50	£57.60
TS210M	25mm	100mm	100	£72.60
TS38M/10	38mm	1000mm	10	£56.70
TS320M	38mm	200mm	50	£61.50
TS310M	38mm	100mm	100	£76.50
TS54M/10	54mm	1000mm	10	£79.95
TS520M	54mm	200mm	50	£82.20
TS510M	54mm	100mm	100	£90.90
TS80M/10	80mm	1000mm	10	£83.85
TS820M	80mm	200mm	50	£89.40
TS810M	80mm	100mm	100	£98.25

FROM ONLY
£50.55



Magnetic strip runs along the back of the plastic holder


SELF-ADHESIVE TICKET HOLDERS

Clear plastic ticket holders allow barcodes can be scanned without removing insert. Self-adhesive ticket holders are great for permanent locations.

- Front pulls forward for card to be inserted
- Quick and easy to update
- Supplied with white card inserts

Code	Height	Width	Pack Quantity	Each
TS25/10	25mm	1000mm	10	£32.55
TS220	25mm	200mm	50	£39.60
TS210	25mm	100mm	100	£41.40
TS25/20	25mm	2000mm	10	£48.15
TS38/10	38mm	1000mm	10	£37.35
TS320	38mm	200mm	50	£42.30
TS38/20	38mm	2000mm	10	£56.10
TS310	38mm	100mm	100	£68.97
TS54/10	54mm	1000mm	10	£53.70
TS520	54mm	200mm	50	£56.10
TS510	54mm	100mm	100	£61.80
TS54/20	54mm	2000mm	10	£90.90
TS80/10	80mm	1000mm	10	£58.50
TS820	80mm	200mm	50	£62.40
TS810	80mm	100mm	100	£67.35
TS80/20	80mm	2000mm	10	£108.00

FROM ONLY
£32.55



Self adhesive strip runs along the back of the plastic holder

WAREHOUSE ID & LABELLING

WAREHOUSE INFORMATION LABELS

Self adhesive or magnetic maximum uniformly distributed load labels printed to order with text of your choice. Highly visible black on yellow or white backgrounds.

- Printed with the text of your choice in black on yellow or white background, available in magnetic or self adhesive
- Your text can run to two lines on the 70mm and 90mm deep labels
- Please state text required at point of order & please note a minimum order value of £25.00 applies to this product range

FROM ONLY
£0.93

Code	Type	Height	Width	Each
BL23-	Self-Adhesive	25mm	200mm	£0.93
BL53-	Self-Adhesive	50mm	300mm	£1.47
BL73-	Self-Adhesive	70mm	300mm	£2.16
BL93-	Self-Adhesive	90mm	300mm	£2.58
BL23M-	Magnetic	25mm	200mm	£1.50
BL53M-	Magnetic	50mm	300mm	£2.85
BL73M-	Magnetic	70mm	300mm	£3.81
BL93M-	Magnetic	90mm	300mm	£4.77



Please add one letter suffix in place of dash when ordering specific colour



LABEL HOLDERS

Magnetic label holders are ideal for applications where regular changes are required, easier and quicker to move than adhesive backed holders.

Label holders offer an instant identification for steel racking and shelving

- Magnetic and self-adhesive label holders are supplied in pre-cut lengths, special sizes can be supplied on request
- Each holder is supplied with white card inserts and a cover strip
- Suitable for use in cold stores
- Magnetic holders are brown, self-adhesive are white

FROM ONLY
£30.60



MAGNETIC LABEL HOLDERS - LONG LENGTH

These magnetic holders are manufactured at 500mm widths making them ideal to go across the full width of the shelf.

- Quicker and easier to use when there are lots of labels required
- Can be cut to size if required with scissors.
- Come in packs of 20

Code	Height	Width	Each
ML150	15mm	500mm	£41.40
ML250	25mm	500mm	£49.50
ML250X	20mm	500mm	£45.90
ML350	30mm	500mm	£54.00
ML450	40mm	500mm	£67.80
ML550	50mm	500mm	£87.30

FROM ONLY
£41.40



Code	Type	Height	Width	Pack Quantity	Each
AL1/10	Self-Adhesive	15mm	1000mm	10	£30.60
AL18	Self-Adhesive	15mm	80mm	100	£39.30
AL3/10	Self-Adhesive	30mm	1000mm	10	£41.70
AL38	Self-Adhesive	30mm	80mm	100	£53.40
AL5/10	Self-Adhesive	50mm	1000mm	10	£48.90
AL58	Self-Adhesive	50mm	80mm	100	£66.00
ML18	Magnetic	15mm	80mm	100	£32.40
ML28X	Magnetic	20mm	80mm	100	£36.60
ML28	Magnetic	25mm	80mm	100	£39.60
ML38	Magnetic	30mm	80mm	100	£43.80
ML48	Magnetic	40mm	80mm	100	£57.90
ML58	Magnetic	50mm	80mm	100	£71.40
ML610	Magnetic	60mm	100mm	100	£82.50
ML620	Magnetic	60mm	200mm	50	£81.00
ML710	Magnetic	70mm	100mm	100	£99.60
ML720	Magnetic	70mm	200mm	50	£97.80
ML820	Magnetic	80mm	200mm	50	£111.00

MAGNETIC LABEL HOLDER - ROLLS

These economical rolls of magnetic holders are available in 5, 10 and 50m long rolls which can simply be cut to size. Supplied with white card inserts and a cover strip.

- Instant identification for steel racking and shelving
- Easy to update & cut to size



FROM ONLY
£27.30

Code	Height	Length	Each
MLR1	15mm	50m	£138.00
MLR2X	20mm	50m	£150.00
MLR2	25mm	50m	£159.00
MLR3/10	30mm	10m	£54.00
MLR3	30mm	50m	£168.00
MLR3/5	30mm	5m	£27.30
MLR4	40mm	50m	£210.00
MLR4/10	40mm	10m	£73.20
MLR4/5	40mm	5m	£23.13
MLR5	50mm	50m	£243.00
MLR5/10	50mm	10m	£87.30
MLR5/5	50mm	5m	£43.80

WAREHOUSE ID & LABELLING



MAGNETIC EASY WIPE RACKING STRIPS

Magnetic Easy Wipe Racking Strips stick to any steel surface, but removes instantly if need be.

- Six colour options:- White, Black, Yellow, Red, Blue or Green
- 10m in length

FROM ONLY
£12.60

Code	Height	Each
MSR1-	10mm	£12.60
MSR15-	15mm	£18.00
MSR2-	20mm	£21.60
MSR25-	25mm	£25.80
MSR3-	30mm	£29.10
MSR4-	40mm	£37.20
MSR5-	50mm	£44.70
MSR6-	60mm	£45.00
MSR7-	70mm	£52.20
MSR8-	80mm	£56.10
MSR9-	90mm	£60.30
MSR10-	100mm	£65.40

B G R W Y BK

Please add relevant suffix in place of dash when ordering specific colour



**WIDE RANGE OF
OPTIONS**
TAPES ARE AVAILABLE
IN A RANGE OF
COLOURS AND WIDTHS




WET WIPE MARKER PENS

Our black Marker Pen is unlike most marker pens due to its unique Wet Wipe quality. Most pens of this type are either permanent or wipe off, whereas this ink, once dried, needs a damp cloth for it to be removed. Using permanent ink removes the benefit of having reusable label and using a pen with removable ink means that the text can be removed by accident by someone touching the label as they pass.



Code	Colour	Quantity	Each
PB/10	Black	10	£19.35



MAGNETIC SELF-ADHESIVE STRIPS

Magnetic strip is supplied in four widths, each backed with a strong permanent self-adhesive for mounting items onto steel surfaces. This magnetic strip is ideal for many jobs in the factory or warehouse, eliminating the need for drilling or other methods of fixing.

- Locates on any steel surface
- Eliminate the need for drilling
- Strong permanent self-adhesive

Code	Type	Width	Length	Finish	Each
MSSA/20	Roll	20mm	10m	Foam Adhesive	£34.50
MSSA/25	Roll	25mm	10m	Foam Adhesive	£42.00
MSSA/50	Roll	50mm	10m	Foam Adhesive	£53.70
MSSA/13	Roll	13mm	30m	Premium Adhesive	£64.80

FROM ONLY
£34.50



MAGNETIC EASY WIPE LOCATION MARKERS

White faced magnetic markers can be added to any steel surface.

- Easily written on with wet wipe on/off pens (Order VPB10)
- Come in packs of 100
- LM219 Come in packs of 10



Code	Height	Width	Each
LM219	90mm	210mm	£16.65
LM28	20mm	80mm	£21.30
LM38	30mm	80mm	£27.60
LM58	50mm	80mm	£40.80
LM1015	100mm	150mm	£108.00



MAGNETIC WRAP-AROUND POCKETS

Designed for mesh cages/ roll pallets.

- 3 sizes available
- Magnetic looped header
- Special flap provides documents with protection from the elements



FROM ONLY
£29.70


Code	Height	Width	Quantity	Each
WRP6H/10	105mm	210mm	10	£29.70
WRP5H/10	148mm	210mm	10	£33.30
WRP4V/10	297mm	210mm	10	£40.20
WRP6H/50	105mm	210mm	50	£126.00
WRP5H/50	148mm	210mm	50	£141.30
WRP4V/50	297mm	210mm	50	£174.00

WAREHOUSE ID & LABELLING

WAREHOUSE FLOOR ID & LABELLING

Warehouse floor signs help communicate with people who have become accustomed to seeing safety signs and no longer take notice of them. Produced from tough materials, floor graphics are constructed to withstand heavy traffic similar to that found in warehouses and retail.

Floors should be cleaned carefully prior to applying floor signs.



WAREHOUSE FLOOR SIGNALS

Quality range of visible signals to highlight walkways, traffic flow, pallet positions and general marking on the warehouse floor.

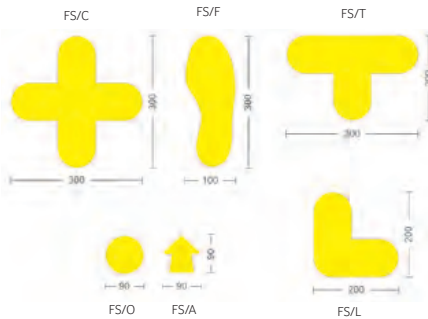
- Mark block stack pallet areas quickly and effectively
- Designed to withstand rigorous warehouse traffic
- Suitable for clean dry flat surfaces

Code	Type	Height	Width	Quantity	Each
FS/T-	T	200mm	300mm	10	£13.80
FS/L-	L	200mm	200mm	10	£13.80
FS/F-	F	300mm	100mm	5 Left - 5 Right	£13.80
FS/C-	Cross (+)	300mm	300mm	10	£20.25
FS/O-	Circle (O)	90mm	90mm	100	£32.10
FS/A-	A	90mm	90mm	100	£32.10



Please add suffix in place of dash when ordering specific colour

FROM ONLY
£13.80



FLOOR IDENTIFICATION FRAMES

Frames 4 Floors are tough permanent self-adhesive colour coded PVC frames, which will enable you to place and protect your identification data on the warehouse floor or wall. This frame will provide a colour coded window under which data is protected, as well as allowing for quick and easy barcode scanning.

- Available in 2 Insert sizes A4 (H200mm x W290mm) and DL size (H89mm x W199mm)
- Packs of 10

Code	Type	Height	Width	Each
FF4-/10	A4	310mm	400mm	£52.50
FF4BY/10	A4	310mm	400mm	£60.90
FFDL-/10	DL	210mm	310mm	£30.90
FFDLBY/10	DL	210mm	310mm	£37.80



Please add relevant suffix in place of dash when ordering specific colour, Mixed option contains 2 of each of the following colours; Blue, Black, Green, Red and Yellow, excluding Black/Yellow Chevron



WAREHOUSE FLOOR MARKERS

These high-visibility graphic floor signs are printed on the underside of a clear PVC film, then laminated on the back surface with a tough permanent adhesive, making them not only ideal for the floor but also for use on walls or anywhere a sign is required.

- Permanent adhesive
- Graphic printed on underside of clear PVC film
- Designed to withstand rigours of warehouse traffic

Code	Width	Each
FM--	430mm	£18.30

Please replace dashes in code with relevant digits from 01 to 35 as shown above the image when ordering, e.g code FM01 would be for Directional Arrow with No Text



PREMISES

CANTEEN FURNITURE

A choice of seating for vending, refreshment and rest areas. Canteen furniture is available in a number of different configurations which include an edge unit with 2 or 4 seats and an island units with 4 or 6 seats which simplify cleaning of dining areas, with clear access to floor.

Maintain planned layout, eliminate furniture movement with modular units that combine tables and seats in a wide range of seating arrangements enabling you to design your own layout.



FROM ONLY
£197.82

ECONOMY CANTEEN FURNITURE

Modular units combine tables and seats in a wide range of seating arrangements enabling you to design your own layout. Maintain planned layout and eliminate furniture movement.

- One piece moulded polypropylene seats available in blue and are easy to clean.
- Powder coated frames in black
- Laminate table tops come in a light grey, with PVC edging for extra strength and protection

Code	Type	Height	Width	Length	Each
B6FASTFD2SE-	2 Seater Single Entry	725mm	1690mm	530mm	£197.82
B6FASTFD4SE-	4 Seater Single Entry	725mm	1690mm	1070mm	£288.27
B6FASTFD4DE-	4 Seater Double Entry	725mm	1690mm	1070mm	£288.27
B6FASTFD6SE-	6 Seater Single Entry	725mm	1690mm	1580mm	£397.74
B6FASTFD6DE-	6 Seater Double Entry	725mm	1690mm	1580mm	£397.74

A B R

Please add one letter suffix in place of dash when ordering specific colour



FROM ONLY
£365.99

CANTEEN BENCH SEATING

Canteen Bench is made from robust steel box section. Ideal for school canteen areas as they are easy to move around when layout rearrangement are required. Multiple table and bench units can also be placed side by side to create long runs.

- Easy to wipe clean 20mm thick laminate top is applied to the table and bench seats. Available in Light Grey, Red or Blue surface.
- Bench seats fit underneath canteen table for easy cleaning
- Powder coated steel frames finished in silver

Code	Height	Width	Length	Each
B6BENCDFD4SE-	750mm	750mm	530mm	£419.76
B6BENCDFD6SE-	750mm	750mm	1070mm	£486.92

B L R

Please add one letter suffix in place of dash when ordering specific colour

PREMIUM CANTEEN FURNITURE

Premium canteen tables combine durability, practicality with modern styling. Fitted with contemporary aesthetic one piece moulded polypropylene seats.

- Powder coated frames in Silver Laminate table tops come in a light grey, with PVC edging for extra strength and protection

Code	Type	Height	Width	Length	Each
B6PREFAST4S-	4 Seater Single Entry	860mm	1610mm	1070mm	£365.99
B6PREFAST4D-	4 Seater Double Entry	860mm	1610mm	1070mm	£365.99
B6PREFAST6S-	6 Seater Single Entry	860mm	1610mm	1580mm	£499.73
B6PREFAST6D-	6 Seater Double Entry	860mm	1610mm	1580mm	£499.73

B G

Please add one letter suffix in place of dash when ordering specific colour



FROM ONLY
£419.76

CYCLE & SMOKING SHELTERS

Our product portfolio includes a range of cycle and smoking shelters. Designated smoking rooms in residential healthcare facilities in England was prohibited. This means that all smokers, are now required by law to smoke only in designated smoking spaces.

Cycle shelters provide storage and security with a screened appearance for landscaped sites. Selected shelters can also be used for mixed parking of both cycles and motorcycles.



DUDLEY CYCLE SHELTERS

The Dudley Shelter combines contemporary design at a competitive price. This Shelter is available with a Perspex roof and optional end panels in a galvanised or powder coated finish.

- Dimensions: H2230mm x D2150mm
- Initial shelters can be linked side by side to form longer runs, supplied with a 4mm PETG Perspex roof
- Adjustable feet for on-site positioning

Code	Type	Width	Finish	Each
SCDUD2020VXX	Without Perspex End Panels	2000mm	Galvanised	£1,224.30
SCDUD4020VXX	Without Perspex End Panels	4000mm	Galvanised	£1,470.00
SCDUD2020VPX	With Perspex End Panels	2000mm	Galvanised	£1,486.80
SCDUD4020VPX	With Perspex End Panels	4000mm	Galvanised	£1,732.50
SCDUD2020JX-	Without Perspex End Panels	2000mm	Powder Coated Colour	£1,381.80
SCDUD4020JX-	Without Perspex End Panels	4000mm	Powder Coated Colour	£1,653.75
SCDUD2020JP-	With Perspex End Panels	2000mm	Powder Coated Colour	£1,644.30
SCDUD4020JP-	With Perspex End Panels	4000mm	Powder Coated Colour	£1,916.25

A G B R L

Please add one letter suffix in place of dash when ordering specific colour



FROM ONLY
£1,224.30



FROM ONLY
£2,027.81

KENILWORTH CYCLE SHELTERS

The Kenilworth is an attractive, curved cycle shelter, popular with schools and colleges and offers floor to roof level protection from the prevailing elements. This is a tough, robust structure with vandal resistant features.

- Zinc coated with a powder coated colour - also available fully galvanised
- Leg frames can either be bolted to the floor or grouted into the ground
- Initial shelters can be linked side by side to form longer runs

Code	Finish	Height	Width	Depth	Each
SKCN2020OV-X	Galvanised	2230mm	2000mm	2150mm	£2,027.81
SKCN3020OV-X	Galvanised	2230mm	3000mm	2150mm	£2,220.94
SKCN4020OV-X	Galvanised	2230mm	4000mm	2150mm	£2,414.06
SKCN5020OV-X	Galvanised	2230mm	5000mm	2150mm	£2,607.19
SKCN2020OJ-X	Powder Coated Colour	2230mm	2000mm	2150mm	£2,027.81
SKCN3020OJ-X	Powder Coated Colour	2230mm	3000mm	2150mm	£2,220.94
SKCN4020OJ-X	Powder Coated Colour	2230mm	4000mm	2150mm	£2,414.06
SKCN5020OJ-X	Powder Coated Colour	2230mm	5000mm	2150mm	£2,607.19

A G B R L

Please add one letter suffix in place of dash when ordering specific colour

DALTON CYCLE SHELTERS

The Dalton cycle shelter is a simple yet modern design and has a robust, all weather construction.

- Easily accessed from both sides
- Leg frames can either be bolted to the floor or grouted into the ground

Code	Finish	Height	Width	Depth	Each
SCDLTN2020G	Galvanised	2530mm	2000mm	2540mm	£1,617.19
SCDLTN3020G	Galvanised	2530mm	3000mm	2540mm	£1,832.63
SCDLTN4020G	Galvanised	2530mm	4000mm	2540mm	£2,048.44
SCDLTN2020P-	Powder Coated Colour	2530mm	2000mm	2540mm	£1,617.19
SCDLTN3020P-	Powder Coated Colour	2530mm	3000mm	2540mm	£1,832.63
SCDLTN4020P-	Powder Coated Colour	2530mm	4000mm	2540mm	£2,048.44

A G B R L

Please add one letter suffix in place of dash when ordering specific colour



FROM ONLY
£1,617.19

PREMISES

WAREHOUSE & PREMISES

TINTAGEL CYCLE SHELTERS

The Tintagel cycle shelter is a simple yet modern design and has a robust, all weather construction. A unique design feature of the Tintagel is that the leg frames can be used as racks to provide additional cycle parking spaces if required.

- Dimensions: H2530mm x D2150mm
- Zinc coated with a powder coated finish in any RAL colour -also available fully galvanized
- Leg frames can either be bolted to the floor or grouted into the ground

Code	Type	Width	Finish	Each
SCTT2020NVXX	Centred	2000mm	Galvanised	£1,448.44
SCTT3020NVXX	Centred	3000mm	Galvanised	£1,641.40
SCTT4020NVXX	Centred	4000mm	Galvanised	£1,834.69
SCTT5020NVXX	Centred	5000mm	Galvanised	£2,027.81
SCTT2020NJ-X	Centred	2000mm	Powder Coated	£1,448.44
SCTT3020NJ-X	Centred	3000mm	Powder Coated	£1,641.40
SCTT4020NJ-X	Centred	4000mm	Powder Coated	£1,834.69
SCTT5020NJ-X	Centred	5000mm	Powder Coated	£2,027.81
SCTT2020FVXX	Off Centre	2000mm	Galvanised	£1,448.44
SCTT3020FVXX	Off Centre	3000mm	Galvanised	£1,641.40
SCTT4020FVXX	Off Centre	4000mm	Galvanised	£1,834.69
SCTT5020FVXX	Off Centre	5000mm	Galvanised	£2,027.81
SCTT2020FJ-X	Off Centre	2000mm	Powder Coated	£1,448.44
SCTT3020FJ-X	Off Centre	3000mm	Powder Coated	£1,641.40
SCTT4020FJ-X	Off Centre	4000mm	Powder Coated	£1,834.69
SCTT5020FJ-X	Off Centre	5000mm	Powder Coated	£2,027.81

G B L

Please add one letter suffix in place of dash when ordering specific colour



FROM ONLY
£2,650⁵⁵

PREMIER SMOKING SHELTERS

The Premier Smoking Shelter has a curved roof made from translucent polycarbonate panels, giving up to 97% UV protection. The contemporary design enables employers to provide a modern and aesthetically pleasing smoking area away from main entrances and exits.

- Dimensions: H2320mm x W3000mm
- Choice of clear Perspex or powder coated steel perforated side & back panels
- Adjustable feet for on-site positioning

Code	Type	Depth	Finish	Each
SS223021P-XX	Perforated Steel Back	2100mm	Powder Coated	£3,434.77
SS223021X-XX	Clear Perspex Back	2100mm	Powder Coated	£3,741.57

B G L

Please add one letter suffix in place of dash when ordering specific colour



FROM ONLY
£1,448⁴⁴

TRADITIONAL SMOKING SHELTERS

Recent legislation throughout the UK banning smoking in public places including the workplace has resulted in employers adopting new codes of practise to accommodate smokers. These shelters enable employers and establishments to create a designated smoking area away from main entrances and exits.

- Shelters are 2180mm in height and have a powder coated finish
- 6mm clear Perspex sides with choice of perforated sheet steel or Perspex back.
- Adjustable feet for on-site positioning

Code	Type	Width	Depth	Each
SS212419P-XX	Perforated Steel Back	2450mm	1900mm	£2,650.55
SS213019P-XX	Perforated Steel Back	3060mm	1900mm	£2,996.83
SS212425P-XX	Perforated Steel Back	2450mm	1900mm	£3,121.59
SS213025P-XX	Perforated Steel Back	3060mm	2500mm	£3,991.11
SS212419X-XX	Clear Perspex Back	2450mm	1900mm	£2,850.42
SS213019X-XX	Clear Perspex Back	3060mm	1900mm	£3,225.98
SS212425X-XX	Clear Perspex Back	2450mm	2500mm	£3,354.56
SS213025X-XX	Clear Perspex Back	3060mm	2500mm	£4,243.17

G B L

Please add one letter suffix in place of dash when ordering specific colour



FROM ONLY
£3,434⁷⁷

INTERNAL & EXTERNAL BINS

External bins are often purchased in conjunction with Smoking Shelters and are found outside offices or restaurants/hotels.

Weather resistant heavy duty construction in stainless steel with convenient wall mounted sloped top design. Internal bins are widely used in enclosed spaces suitable for commercial use.



FROM ONLY
£75.55



FREE STANDING STEEL SACK HOLDERS

80 Litre metal frame only sack holder, available in three finishes white, blue and yellow. These sack holders were specifically designed for the hospital market but are also ideal for catering and industrial use.

- Pedal operation for easy waste disposal
- Fitted with wheels for ease of use
- Grab cord holds bag in place

Code	Height	Width	Depth	Capacity	Each
FSMEDSH--	850mm	430mm	360mm	80L	£75.55

WH BL YE

Please add two letter suffix in place of dashes when ordering specific colour



FROM ONLY
£85.84



PLASTIC FREE STANDING SACK HOLDERS

All plastic pedal operated hands free sack holders are great for all environments as they do not rust or dent and all plastic construction allows for easy maintenance and cleaning.

- Available in two sizes and a choice of coloured lids
- Fitted with wheels for ease of moving and soft closing lids as standard
- Manufactured from ABS, PVC and Polyethylene

Code	Height	Width	Depth	Capacity	Each
SH45--	590mm	440mm	455mm	45L	£85.84
SH65--	790mm	440mm	455mm	65L	£92.61

WH BL GN GR RD BK YE

Please add two letter suffix in place of dashes when ordering specific colour



FROM ONLY
£102.88



STEEL FIRE RETARDANT SACK HOLDERS

Steel fixed body hands free pedal operated sack holders, epoxy powder coated. All units fitted with elasticated retaining cord.

- Approved to current NHS fire and safety regulations
- Painted white as standard

Code	Height	Width	Depth	Capacity	Each
FRSH20--	620mm	250mm	330mm	20L	£102.88
FRSH50--	640mm	410mm	400mm	50L	£126.40
FRSH70--	810mm	410mm	400mm	70L	£130.72

WH YE

Please add two letter suffix in place of dashes when ordering specific colour



FROM ONLY
£150.25



PLASTIC FIRE RETARDANT SACK HOLDERS

These sack holders are hands free pedal operated and are fitted with removable bodies for ease of cleaning.

- Come fitted with 2 wheels and soft closing lids as standard
- Fitted with a plastic bag retention ring
- Tested to HTM0503 and conforms to NHS HTM WM0701 for colour coded waste management

Code	Height	Width	Depth	Capacity	Each
FSH45--	590mm	440mm	455mm	45L	£150.25
FSH65--	790mm	440mm	455mm	65L	£164.21

WH BL GN GR RD BK YE OR

Please add two letter suffix in place of dashes when ordering specific colour

PREMISES



SELF-ASSEMBLY STEEL SACK HOLDERS

Pedal operated steel sack holder, requires self assembly.

- Easy to assemble
- Epoxy powder coated
- Fitted with bag cord

Code	Height	Width	Depth	Capacity	Each
FSMEDSHSELF	810mm	430mm	440mm	80L	£58.00

FROM ONLY
£58.00



WALL MOUNTED SACK HOLDERS

Metal wall mounted sack holder.

- Wall mounted located
- Easy to clean
- Grab cord holds bag in place

Code	Height	Width	Depth	Each
WMRECTWH	125mm	430mm	440mm	£48.60

FROM ONLY
£48.60



2 WHEELED BINS

Wheeled Bins for industrial and domestic uses are available in 5 sizes and a choice of colours. All manufactured to meet British manufacturing standards constructed from high density polyethylene, resistant to extreme temperatures and tough external conditions.

- Available in 5 colours: Blue, Grey, Green, Red & Yellow
- Manufactured from polyethylene to EN 840 standard
- Lightweight yet robust construction

Code	Height	Width	Depth	Capacity	Each
FL-143-120--	940mm	550mm	470mm	120L	£40.93
FL-143-140--	940mm	550mm	470mm	140L	£47.65
FL-143-240--	1000mm	600mm	730mm	240L	£49.30
FL-143-360--	1112mm	585mm	880mm	360L	£80.07

BL GN RD YE BR GR

Please add two letter suffix in place of dashes when ordering specific colour

FROM ONLY
£40.93



FROM ONLY
£110.86

ECONOMY MONARCH LITTER BINS

The Monarch is a simple, value for money open-top litter bin, suitable for a range of internal and external situations.

- The Monarch includes a sack retention belt to hold a plastic sack
- Ideal for school playground or outdoors areas
- Easy clean surface finish

Code	Height	Width	Depth	Capacity	Each
808367G2N25--	810mm	500mm	500mm	144L	£110.86

BK BL GN RD YE

Please add two letter suffix in place of dashes when ordering specific colour



4 WHEELED BINS

Wheeled Bins for industrial and domestic uses. All manufactured to meet British manufacturing standards constructed from high density polyethylene, resistant to extreme temperatures and tough external conditions.

- Available in 5 colours: Blue, Grey, Green, Red & Yellow
- Reinforced hinges and ergonomic side handles
- Two central wheel locks

Code	Height	Width	Capacity	Each
FL-143-660--	1213mm	780mm	660L	£229.49
FL-143-770--	1365mm	776mm	770L	£240.49
FL-143-1100--	1075mm	1450mm	1100L	£273.49

BL GN RD YE GR

Please add two letter suffix in place of dashes when ordering specific colour

FROM ONLY
£229.49



Lid with paper slot



Bottle bank lid with rubber baffle



Drop front



4 WHEELED BIN ACCESSORIES

A wide range of accessories for our 4 wheeled bins.

Code	Type	Each
FL-143-103	Paper Slot	£4.94
FL-143-105	Bottle Bank Lid With Rubber Baffle	£14.83
FL-143-107	Bottle Bank Lid With Brushes	£21.84
FL-143-101	Drop Front	£68.67
FL-143-102	Tow Bar	£169.99

FROM ONLY
£4.94



FROM ONLY
£322.80

HERITAGE SQUARE HOODED LITTER BINS

Litter bins suitable for a range of external environments.

- 4 apertures providing all round access
- Double skinned throughout for exceptional all round strength
- Diagonal hinged door for easy access, no lifting required

Code	Height	Width	Depth	Capacity	Each
817051G2	1118mm	579mm	579mm	110L	£322.80



FROM ONLY
£111.74

HEXAGON SHAPED LITTER BINS

Hexagon shape litter bins are available in three sizes. They are moulded from durable polyethylene and have a lift off lid for easy access with a patented "grab bag" design, large enough to be used in busy areas.

Code	Height	Width	Depth	Capacity	Each
HEX115	737mm	510mm	440mm	115L	£111.74
HEX170	787mm	635mm	560mm	170L	£175.10
HEX185	1065mm	635mm	560mm	185L	£182.85



Helenus



Hector



Ajax



ROUND & SQUARE WOOD EFFECT WASTE BINS

Heavy duty Round and Square and Oval waste bins are made from powder coated steel with plastic wood effect slats and galvanised liner. Oval bin is available with two compartments separated with a hood, ideal for recycling as it's supplied with recycling plaques.

- Round bin has 1 (H110 x W210mm) throw in opening
- Square bin has 4 (H110 x W210mm) openings on each side
- Ground fixing bolts available

Code	Type	Height	Width	Depth	Capacity	Each
HELENUS	Round	755mm	400mm	400mm	33L	£180.45
HECTOR	Square	810mm	350mm	350mm	36L	£188.00
AJAX	Round	1000mm	700mm	400mm	2 x 39L	£359.10

Please note: Carrier charge may apply on AJAX range, please call for more info



FROM ONLY
£19.20



CIRCULAR WALL MOUNTED ASHTRAYS

Circular wall mounted ashtrays are made of galvanised steel with epoxy powder coated zinc making them suitable for external use.

- Comes complete with bracket and fixing kit
- 0.5L holds around 150 butts, 1.5L holds around 450 butts

Code	Height	Width	Capacity	Each
AT101BK	130mm	100mm	0.5L (150 butts)	£19.20
AT102BK	160mm	160mm	1.5L (450 butts)	£25.60



WALL MOUNTED ASH BINS

Wall mounted steel ash bins with galvanised steel inner and lock. Easy to empty, simply drop down front when emptying.

- Available with a powder coated steel black/ grey or matt 304 stainless steel finish, both are easy to keep clean
- 304 stainless steel offers higher durability and sustainability and excellent levels of corrosion resistance

Code	Height	Width	Depth	Capacity	Each
SMOKEWMASH--	320mm	260mm	80mm	2L	£27.84

GR SS

Please add two letter suffix in place of dashes when ordering specific colour



FROM ONLY
£27.84



AT301ALU

AT291DGRY

FROM ONLY
£85.50



TUBULAR WALL MOUNTED ASHTRAYS

Tubular wall mounted ash bins are available in steel and aluminium. Robust steel construction ashtray with epoxy powder coated zinc is ideal for external use whilst the rust resistant aluminium construction is recommended for seaside locations. Both are fitted with keylock.

- Aluminium wall mounted ashtray is ideal for covered/partly covered outdoor applications, whilst steel wall mounted ashtray can be used in fully uncovered outdoor applications
- One litre capacity (will hold estimated 300+/- butts) & Two litre capacity (will hold estimated 600+/- butts)
- Stainless Steel snuff plate

Code	Height	Width	Capacity	Each
AT291DGRY	500mm	110mm	1L	£85.60
AT301ALU	480mm	80mm	2L	£90.40

PREMISES

RECYCLING BINS

Recycling bins offer an extensive range of bins for schools, offices and other venues. Whether you are looking for durability or trying to reduce your company's carbon footprint we offer a wide range of recycling bins to suit your needs.



FROM ONLY
£23.40

OPEN TOP RECYCLING BINS

These 30 and 50L open top recycling bins are suitable for all waste and come with colour coded lids and a range of stickers to identify a variety of recycling options.

- Easy to clean and are made from commercial grade plastic
- Suitable for both business and home environments

Code	Height	Width	Depth	Capacity	Each
RECY30--	415mm	410mm	320mm	30L	£23.40
RECY50--	620mm	410mm	320mm	50L	£26.90

RD BL DG GR BLK LG YE

Please add relevant letter suffix in place of dashes when ordering specific colour



FROM ONLY
£13.97

LIFT TOP RECYCLING BINS

Lift top recycling bins come in two sizes 25 and 50L and four coloured lids, with a range of stickers to identify the different recycling options.

- Commercial grade plastic easy wipe down
- Easy lift lid secures contents
- Lid secures bag in place

Code	Height	Width	Depth	Capacity	Each
WM25---	510mm	190mm	400mm	25L	£13.97
WM50---	510mm	400mm	400mm	50L	£19.59

BLU GRN RED YEL

Please add three letter suffix in place of dashes when ordering specific colour



FROM ONLY
£98.11

MINI ENVIROBINS

The 55L Envirobins are small office recycling bins for internal recycling use.

- Slimline, compact and space saving design
- Ideal for low volume waste recycling
- Use individually at desk side or in a group

Code	Type	Height	Width	Depth	Capacity	Each
8169111B	Plastic Bottles	660mm	302mm	523mm	55L	£98.11
8169112	Confidential Paper	660mm	302mm	523mm	55L	£98.11
8169111C	Aluminium Cans	660mm	302mm	523mm	55L	£98.11
8169111P	Paper	660mm	302mm	523mm	55L	£105.06



FROM ONLY
£141.63

MIDI ENVIROBINS

The Midi Envirobin from is a 82L capacity recycling bin ideally suited for internal office recycling.

- Slimline, compact and space saving design
- Ergonomic design perfectly suited to modern contemporary office environments
- Use individually at desk side or in a group

Code	Type	Height	Width	Depth	Capacity	Each
8172011B	Plastic Bottles	866mm	302mm	541mm	82L	£141.63
8172051	Mixed Recycling	866mm	302mm	541mm	82L	£141.63
8172021	Confidential Paper	866mm	302mm	541mm	82L	£141.63
817201	Paper	866mm	302mm	541mm	82L	£153.21

Please note: signage kits attached to all the bins is an optional extra

100 LITRE ENVIROBINS

The Envirobin 100 is a space saving office recycling bin which is a popular classic used by countless customers worldwide.

- 100L capacity is ideal for recycling in numerous internal locations
- Sack retaining feature for discreet fitting of refuse bag
- Use individually or in a group

FROM ONLY
£158.11

Code	Type	Height	Width	Depth	Capacity	Each
811551000	Paper	803mm	445mm	445mm	100L	£158.11
811551060	Mixed Recycling	803mm	445mm	445mm	100L	£158.11
811551041	Bottles	803mm	445mm	445mm	100L	£158.11
811551021	Aluminium Cans	803mm	445mm	445mm	100L	£158.11
811551	Flip Top	899mm	445mm	445mm	100L	£158.11

Please note: signage kits attached to all the bins is an optional extra



FROM ONLY
£65.92

NOVELTY RECYCLING BINS

Novelty Recycling made from strong & durable polyethylene material bins are designed to appeal to the younger environmentalist and are ideal for use in schools and nurseries.

- Smaller size and funny faces encourage children to feed the recycling bins with recyclable waste
- Robust yet easy to handle with wipe clean surface and clear visual recycle labels
- Wrap colour compliant, interchangeable lids.

Code	Height	Width	Depth	Capacity	Each
818803-	507mm	425mm	425mm	41L	£65.92
818802-	608mm	425mm	425mm	52L	£69.01
818801-	710mm	425mm	425mm	62L	£72.10

B C P R W

Please add one letter suffix in place of dash when ordering for specific recycling use (Plastic Bottles-B, Aluminium Cans-C, Paper-P, Mixed Recycling-R, General Waste-W)



MAXI ENVIROBINS

The 140L Envirobin follows the same styling as the Envirobin family in a large capacity unit suitable for both internal and external situations.

- Excellent strength and stability is provided by the double skin construction and integral ballast compartment
- Slam shut door with 4 strong latch points
- Double skin moulding throughout for exceptional strength

Code	Type	Height	Width	Depth	Capacity	Each
8169221	Plastic Bottles	1220mm	550mm	615mm	140L	£268.50
8169261	Mixed Recycling	1220mm	550mm	615mm	140L	£268.50
8169242	Confidential Paper	1220mm	550mm	615mm	140L	£268.50
8169241	Paper	1220mm	550mm	615mm	140L	£278.50

Please note: signage kits attached to all the bins is an optional extra


Need secure storage? Our range of cupboards and cabinets can help



Keep your expensive small components safe and organised prior to use by keeping items locked safely away in one of our range of cabinets and cupboards..

SEE PAGE 80

Optimise your small parts storage



Help organise and protect valuable items by storing them in Linbin plastic containers. Available in 9 sizes and 5 colours these tough polypropylene containers can be stacked on shelves or hung off louvre panels. Dividers are available to provide smaller picking spaces.


SEE PAGE 101

PREMISES

RECYCLING SACKS

Waste management problems are easily solved with recycling rack sacks. Suitable for warehouse racking systems, the rack sack quickly fixes to the end of your racking system.

The rack sack has been thoughtfully developed so that it will not intrude into valuable warehouse space. When hung it has a large open mouth to easily receive waste, yet its tapered design enables it to hardly encroach into the floor area. Also available for trolleys and cages as recycling sacks, ideal for retail and warehouse use.



RECYCLING RACK SACKS

The Rack sack is designed for most racking and shelving systems between 900mm and 1100mm. The Rack sack has been thoughtfully developed so that it will not intrude into valuable warehouse space. When hung it has a large open mouth to easily receive waste, yet its tapered design enables it to hardly encroach into the floor area.

- Three strong handles are woven into the edge of the sack, one on each side for carrying and one on the base, so that the sack can be easily tilted from the base and emptied
- Can be hung over or hooked onto any substrate
- Made from tough waterproof polyester

Code	Type	Quantity	Height	Width	Capacity	Each
RSB1	Blue	1	1000mm	920mm	160L	£22.50
RSB5	Blue	5	1000mm	920mm	160L	£105.00
RSB10	Blue	10	1000mm	920mm	160L	£193.80
RSG1	Green	1	1000mm	920mm	160L	£22.50
RSG5	Green	5	1000mm	920mm	160L	£105.00
RSG10	Green	10	1000mm	920mm	160L	£193.80

Please add relevant letters at the end of the code as stated under the image when ordering, e.g RSB1GW would be for Blue 1 Qty Rack sack for General Waste, RSG1GW would be for Green 1 Qty Rack sack for General Waste.



RECYCLING TROLLEY SACKS

Keep your picking area clean and tidy as you go by fitting these recycling sacks to the trolley.

Not only do you keep unwanted waste materials off the floor but you also help segregate waste.

Made from tough waterproof polyester, these single or double pocket trolley sacks can adequately withstand rigours industrial environments.

- Ideal for hooking onto handles of picking trolleys up to 580mm wide or can be secured via eyelets in other locations
- Double pocket Sack: Upper pocket - H600mm x W600mm
- Lower pocket - H500mm x W600mm



FROM ONLY
£16.50

Code	Type	Quantity	Height	Width	Capacity	Each
T1B/1	Single Pocket	1	750mm	600mm	50L	£16.50
T1B/5	Single Pocket	5	750mm	600mm	50L	£80.70
T1B/10	Single Pocket	10	750mm	600mm	50L	£160.50
T2B/1	Double Pocket	1	750mm	600mm	Combined 73L	£21.90
T2B/5	Double Pocket	5	750mm	600mm	Combined 73L	£104.70
T2B/10	Double Pocket	10	750mm	600mm	Combined 73L	£209.10



FROM ONLY
£29.70

RECYCLING ROLL CAGE SACKS

Ideal for use on 800mm wide roll cages. Made from tough waterproof polyester, large capacity twin pocket sacks can adequately withstand rigours industrial environments. Fits either by hooking over the sides or can also be secured via eyelets in the top corners.

- Velcro straps help secure the middle of the sack
- Capacity: Upper pocket - 108L
- Lower pocket - 95L

Code	Quantity	Height	Width	Capacity	Each
C2B/1	1	1300mm	880mm	Combined 200L	£29.70
C2B/5	5	1300mm	880mm	Combined 200L	£142.80
C2B/10	10	1300mm	880mm	Combined 200L	£285.00

WINTER MAINTENANCE

Winter maintenance is vital for daily operations and workplace safety.

Be prepared for all winter weather and stock up on snow clearing equipment and ice melting products to keep your business operational during the winter months. Smaller kits are also suitable for domestic use.



FROM ONLY
£78.⁹¹

GRIT BINS

Manufactured from tough, medium density UV stabilised polyethylene, will not discolour or deteriorate.

- Hinged lid - protects grit / salt from the elements
- Grit bins can hold 125kg to 500kg of salt depending on capacity size
- 200L bin has 1 x hasp and staple fitting and 400L bin has 2 x hasp and staple fittings, for 115L bin 1 x hasp and staple fitting available as optional extra

Code	Height	Depth	Length	Capacity	Each
VRW0021	605mm	474mm	800mm	115L (125kg of salt)	£78.91
VRW0001Y	710mm	750mm	720mm	200L (250kg of salt)	£116.41
VRW0002Y	710mm	750mm	1260mm	400L (500kg of salt)	£164.99



FROM ONLY
£91.²¹

STACKABLE GRIT BINS

Bins are nestable so ideal for space saving storage and ease of transportation.

- Up to 14 bins per pallet for space saving storage and easy of transportation (14 x 200L on a pallet or 9 x 350L)
- Hinged lid - protects grit / salt from the elements
- Ideal for roadside storage, car parks and company premises

Code	Height	Depth	Length	Capacity	Each
VRW0005Y	720mm	520mm	1020mm	200L (250kg of salt)	£91.21
VRW0006Y	750mm	725mm	1200mm	350L (437kg of salt)	£118.73



FROM ONLY
£50.⁸⁹

GRIT BIN KITS

Ideal for domestic use or small offices.

- 30L Grit bin is available in recycled black material as standard, 60L grit bins come in Yellow or Forest Green colours
- Comes with 25kg of rock salt and a small scoop
- Hasp and staple and padlock come as standard

Code	Height	Depth	Length	Capacity	Colour	Each
VRW0007	305mm	383mm	475mm	30L (37kg of salt)	Black	£50.89
VRW0020Y-SS	500mm	470mm	500mm	60L (75kg of salt)	Yellow	£68.62
VRW0020FG-SS	500mm	470mm	500mm	60L (75kg of salt)	Forest Green	£68.62



FROM ONLY
£61.⁵⁷

60 LITRE GRIT BINS

Manufactured from tough, medium density UV stabilised polyethylene.

Code	Height	Depth	Length	Capacity	Each
VRW0020--	475mm	470mm	500mm	60L (75kg of salt)	£61.57



Please add relevant letter suffix in place of dashes when ordering specific colour

PREMISES



FROM ONLY
£99.99

SALT & GRIT BAGS

High quality, granulated white salt which is ideal for de-icing areas with foot traffic. Brown rock salt which is a cost effective alternative that provides greater natural traction and grip.

- Rock Salt is available in 25kg bags and perfect for small jobs or for areas where access is difficult for a big wagon.
- Pure white salt for ice-melting and prevention of re-freezing up to 24 hrs

Code	Type	Each
VROCKSALT3	1 Tonne Bag of Brown Rock Salt	£99.99
VROCKSALT2	40 x 25kg Bags of Brown Rock Salt	£145.49
VWSALT3	1 Tonne Bag of White De-Icing Salt	£234.99
VWSALT2	40 x 25kg Bags of Pure White De-Icing Salt	£246.49



FROM ONLY
£175.99

SALT & GRIT SPREADERS

Heavy duty spreader is specifically designed for use with rock salt or grit. Unlike many other salt spreaders our high output model has a high flow rate means salt/grit doesn't clog up in the hopper.

- 29kg capacity with a 2.5 to 3.5m spread and adjustable flow rate
- Designed for brown rock salt using a heavy-duty rotation system to prevent jamming
- Supplied pre-assembled

Code	Weight	Each
VHD2040	29kg	£175.99



FROM ONLY
£86.43

PUSH ALONG SNOW PLOUGHS

This bi-directional snow plough makes it simple and easy to clear your driveway and sidewalks in half the time with half the effort needed for conventional shovelling.

- V-blade design allows snow to easily slide off either side of the blade
- Adjustable blade from 0 degrees to 30 degrees of left hand sweep, allowing snow to easily slide off the blade
- Easily adjustable on a 50mm pitch with 6 adjustments using fly nut and bolt

Code	Type	Width	Each
VHSP-1	Adjustable Wide	955mm	£86.43
VHSP-2	Adjustable	500mm	£79.90
VHSP-3	V Blade	900mm	£110.90
VHSP-4	Adjustable Heavy Duty	1000mm	£266.73



FROM ONLY
£38.66

MAGIC ICE MELT

A light sprinkling clears ice fast and stops refreezing for up to 24 hours. 6 times more effective than rock salt, ideal for paths & steps with no rust or concrete corrosion.

- Safe & clean for small applications such as garden steps or entrances

Code	Type	Weight	Each
VMIM5	White Salt	7.5kg	£38.66



Two Piece Shovel



Large Blade Heavy Duty Shovel



SNOW SHOVELS

Our wide range of snow shovels means you will find a shovel to suit your needs. Whether it's the snow pusher with pole for clearing paths and driveways, the larger snow scoop with pole for moving larger quantities of snow all the way to the two piece shovel which is ideal for motorists and the handy ice scraper ideal for de-icing car windows on those cold winter mornings.

- Perfect for clearing snow or rock salt / grit
- These injection moulded, high quality thermoplastic snow pushers are able to cope with the rigours of winter
- Snow Pusher has 1.2m long wooden handle for maximum snow clearing efficiency

Code	Type	Each
VSV1	100mm Blade Handy Ice Scraper	£2.20
VSV2	Large Hand Scoop	£6.10
VSV6	Snow Scoop with Pole	£20.87
VSV7	Snow Pusher with Pole	£20.87
VRW0013	Hand Shovel	£22.44
VSV5	Large Blade Heavy Duty Shovel	£28.66
VRW0015	Two Piece Shovel	£32.22



FORKLIFT SNOW PLOUGHS

Ploughs, snow blades and movers take the back pain and time out of snow clearing. Bi-directional blade ploughs the snow to one side making a clear path. Simply flip the blade to keep the plough action going.

- Heavy duty snow plough and yard scraper
- Attachment fits most forklift truck
- Choice of 1200mm, 1500mm or 2000mm blade widths

Code	Width	Each
VFSP-1	1200mm	£561.96
VFSP-2	1500mm	£653.01
VFSP-3	2000mm	£780.78

FROM ONLY
£561.96


SITE SAFETY

These products offer a range of solutions for warehouse management and safety, such as convex mirrors that help reduce traffic accidents and security incidents by offering clear viewpoints where vision is restricted.

Storage cages are great for securely storing many types of items ranging from cast cylinders, oil drums to general warehouse equipment. As part of the health and safety regulations, it is a requirement for employers to provide a First Aid kit within a place of work. We have a comprehensive HSE compliant range available to ensure that you meet the required regulations.



Fast
Delivery



FROM ONLY
£60.00

SAFETY & SECURITY MIRRORS

Convex mirrors are used indoors in offices, shops, libraries, schools and warehouse, and outdoors as traffic mirrors at concealed driveways and yards. Convex mirrors enable greater vision of blind spots and concealed areas.

- Act as an anti-theft deterrent in shops to reduce the risk of shoplifting
- Shatter resistant acrylic face with a protective vinyl edging
- J-arm bracket mount included - allows adjustment to all angles

Code	Type	Diameter	Viewing Distance	Each
VM18021A	Indoor Mirror	300mm	5m	£60.00
VM18036A	Indoor Mirror	400mm	7m	£65.39
VM18040A	Indoor Mirror	500mm	8m	£82.31
VM18057A	Indoor Mirror	600mm	10m	£100.00
VM18036JP	Indoor/Outdoor Mirror	400mm	7m	£84.62
VM18056JP	Indoor/Outdoor Mirror	600mm	10m	£130.00
VM18330A	Indoor Mirror - Rectangular H400mm	600mm	10m	£115.39
VM21121	Mirror U Bolt Fitting Kit 60mm Pole			£25.46
VM21122	Mirror U Bolt Fitting Kit 75mm Pole			£30.00



FROM ONLY
£954.55

TUFFCAGE COLLAPSIBLE GAS CAGE

A robust versatile security cage designed for safely storing gas cylinders or expensive equipment. Flat-pack, one-piece unit that is easily erected in minutes.

- Folds down to 180mm high when not in use with no removable parts
- Galvanised to sustain all weather conditions
- 2 padlock points for increased security

Code	Height	Width	Depth	Weight	Each
TC1.2	1800mm	1200mm	1200mm	120kg	£954.55



FROM ONLY
£31.00

EMERGENCY KEY BOXES

Emergency Key Box constructed from steel, with a break glass front panel. Ideal way to help ensure that access to the most important keys can be restricted to prevent anyone unauthorised from getting hold of them.

- Designed to hold a key for emergency use
- The vibrant red of the cases means they can be easily identified when the user is in a hurry.

Dimensions: H153mm x W120mm x D40mm

Code	Type	Each
VEK0	Glass Fronted With Seal And Hammer	£31.00
VEK1A	Glass Fronted With Cylinder Lock	£31.00
VEK1AWH	With Cylinder Lock and Hammer	£37.77
VEK1SFA	Solid Fronted With Cylinder Lock	£31.00



FROM ONLY
£429.09

GORILLA MODULAR GAS CAGES

Unique modular bolt-together gas cage allows the cage to be erected quickly and it can be made to any required size. Heavy-duty construction using 30mm box section and 3mm wire mesh maximises the strength and durability of the product.

- Great for a fixed installation requirement providing extra security and stability
- Has the facility for bolting the cages down to the ground
- Can be easily dismantled when not in use and stored away neatly as individual panels

Code	Height	Width	Depth	Each
GGC1	900mm	1000mm	500mm	£429.09
GGC3	1800mm	900mm	500mm	£592.73
GGC5	1800mm	900mm	900mm	£640.00
GGC6	1800mm	1200mm	1200mm	£763.64
GGC7	1800mm	1800mm	900mm	£845.45
GGC8	1800mm	1800mm	1200mm	£1,001.82
GGC9	1800mm	1800mm	1800mm	£1,060.00
GGC4	1200mm	1200mm	1200mm	£658.18

PREMISES

WAREHOUSE & PREMISES



11214S



11215S



11216S



11217S



12003L



12004L



12007L



12008L

FIRE SIGNS

All workplaces should be clearly labelled with fire signs, fire exit signs and fire route signs as per health and safety requirements and all non-automatic fire fighting equipment has to have appropriate sign for identification.

- Rigid plastic for durability
- Can be drilled for permanent application

Code	Type	Height	Width	Each
11214S	Water Extinguisher Identification	200mm	75mm	£6.21
11215S	AFFF Extinguisher Identification	200mm	75mm	£6.21
11216S	Dry Powder Extinguisher Identification	200mm	75mm	£6.21
11217S	Co2 Extinguisher Identification	200mm	75mm	£6.21
11601B	Fire Exit Keep Shut	80mm	80mm	£3.55
11606F	Fire Exit Keep Clear	200mm	75mm	£11.65
11610B	Fire Door Keep Shut	80mm	200mm	£5.57
12003L	Fire Exit - Arrow Left	150mm	80mm	£14.24
12004L	Fire Exit - Arrow Right	150mm	450mm	£14.24
12007L	Fire Exit - Arrow Up	150mm	450mm	£14.24
12008L	Fire Exit - Arrow Down	150mm	450mm	£14.24



11606F



BURNS TREATMENTS

20 Piece content

- Wall Mountable HSE Compliant Kit (wall bracket included)

Code	Type	Each
VC620	Burns Workplace First Aid Kit (20 piece)	£29.15

A minimum order value of £50.00 applies across first aid products

FROM ONLY
£29.15

DEFIBRILLATOR

Only AED made in the UK

- Easy to use
- Small, light and rugged
- 7 year warranty

Code	Type	Each
VC830	Samaritan PAD300P Defibrillator with case	£1,683.99

A minimum order value of £50.00 applies across first aid products



INSTANT ICE PACKS

Large enough to wrap around most injuries. Easy to use, disposable. For treatment of strains, bruising and muscular injuries in first aid.

- Urea and water solution
- No freezer or cold box required

Code	Type	Each
VC302	Box of 20 large instant ice packs	£19.43

A minimum order value of £50.00 applies across first aid products



BURNS FIRST AID MOBILE KIT BAGS

24 Piece content

- Easy to carry

Code	Type	Each
VC612	Burns First Aid Mobile Kit Bag (24 piece)	£29.10

A minimum order value of £50.00 applies across first aid products

WORKPLACE FIRST AID KITS

- Wall Mountable HSE Compliant Kit (wall bracket included)
- Handy First Aid Kit made from high impact, strong ABS
- Design protects contents from water and dust



FROM ONLY
£27²¹

Code	Type	Each
VC646	Small Kit Includes: Sterile Eye Pads (2), Washproof Plasters (40), Foil Blanket (1), Nitrile Gloves - Pair (6), Sterile Finger Dressing (2), Safety Pins (6), Universal Shears (1), Triangular Bandage (2), Sterile Moist Wipes (20), Microporous Tape 2.5cm x 10m (1), Conforming Bandage (1), Guidance Leaflet (1), Resuscitation Device with Valve (1), Hydrogel Burn Dressing 10x10cm (1), Medium Sterile Dressing (4), Large Sterile Dressing (1)	£27.21
VC647	Medium Kit Includes: Sterile Eye Pads (3), Washproof Plasters (60), Foil Blanket (2), Nitrile Gloves - Pair (9), Sterile Finger Dressing (3), Safety Pins (12), Universal Shears (1), Triangular Bandage (3), Sterile Moist Wipes (30), Microporous Tape 2.5cm x 10m (1), Conforming Bandage (2), Guidance Leaflet (1), Resuscitation Device with Valve (1), Hydrogel Burn Dressing 10x10cm (2), Medium Sterile Dressing (6), Large Sterile Dressing (2)	£35.40
VC648	Large Kit Includes: Sterile Eye Pads (4), Washproof Plasters (100), Foil Blanket (3), Nitrile Gloves - Pair (12), Sterile Finger Dressing (4), Safety Pins (24), Universal Shears (1), Triangular Bandage (4), Sterile Moist Wipes (40), Microporous Tape 2.5cm x 10m (1), Conforming Bandage (2), Guidance Leaflet (1), Resuscitation Device with Valve (2), Hydrogel Burn Dressing 10x10cm (2), Medium Sterile Dressing (8), Large Sterile Dressing (2)	£48.38

A minimum order value of £50.00 applies across first aid products



FROM ONLY
£29²²

CATERING FIRST AID KITS

A catering workplace First Aid Kit for everyday environments.

- Wall Mountable HSE Compliant Kit (Wall Bracket included)
- Handy First Aid Kit made from high impact, strong ABS.
- Design protects contents from water and dust

Code	Type	Each
VC657	Small Kit Includes: Sterile Eye Pads (2), Washproof Plasters (40), Foil Blanket (1), Nitrile Gloves - Pair (6), Sterile Finger Dressing (2), Safety Pins (6), Universal Shears (1), Triangular Bandage (2), Sterile Moist Wipes (20), Microporous Tape 2.5cm x 10m (1), Conforming Bandage (1), Guidance Leaflet (1), Resuscitation Device with Valve (1), Hydrogel Burn Dressing 10x10cm (1), Medium Sterile Dressing (4), Large Sterile Dressing (1)	£29.22
VC658	Medium Kit Includes: Sterile Eye Pads (3), Washproof Plasters (60), Foil Blanket (2), Nitrile Gloves - Pair (9), Sterile Finger Dressing (3), Safety Pins (12), Universal Shears (1), Triangular Bandage (3), Sterile Moist Wipes (30), Microporous Tape 2.5cm x 10m (1), Conforming Bandage (2), Guidance Leaflet (1), Resuscitation Device with Valve (1), Hydrogel Burn Dressing 10x10cm (2), Medium Sterile Dressing (6), Large Sterile Dressing (2)	£38.30
VC659	Large Kit Includes: Sterile Eye Pads (4), Washproof Plasters (100), Foil Blanket (3), Nitrile Gloves - Pair (12), Sterile Finger Dressing (4), Safety Pins (24), Universal Shears (1), Triangular Bandage (4), Sterile Moist Wipes (40), Microporous Tape 2.5cm x 10m (1), Conforming Bandage (2), Guidance Leaflet (1), Resuscitation Device with Valve (2), Hydrogel Burn Dressing 10x10cm (2), Medium Sterile Dressing (8), Large Sterile Dressing (2)	£49.39

A minimum order value of £50.00 applies across first aid products



FROM ONLY
£21¹⁶

WORKPLACE FIRST AID KIT REFILLS

A general Workplace First Aid Kit refills for everyday environments.

Code	Type	Each
VC681	Small	£21.16
VC682	Medium	£31.24
VC683	Large	£39.31

A minimum order value of £50.00 applies across first aid products



FROM ONLY
£23¹⁷

CATERING FIRST AID KIT REFILLS

A general Catering First Aid Kit refills for everyday environments

Code	Type	Each
VC685	Small	£23.17
VC686	Medium	£33.26
VC687	Large	£41.32

A minimum order value of £50.00 applies across first aid products

WORKPLACE ESSENTIALS KITS

This essential first aid package has been created to meet all of the stringent HSE guidelines. When purchasing this kit you have the peace of mind that you and your company will meet the first aid equipment provision stipulated in the above legislation.

- Each HSE Essential First Aid Package contains:
- 1 x HSE Work Medic First Aid Kit 10 person, 1 x HSE Plus Vehicle First Aid Kit
- 1 x HSE Plus Double Eyewash Station, 1 x Survival Blanket, 1 x Resuscitation Hard Face Pocket Mask
- 100 x Alcohol Free Moist Cleansing Wipes, 1 x Body Fluid Disposal 2 Application Kit
- 1 x HSE First Aid Kit Wallet 1 x Microporous Tape 2.5cm x 10m, 1 x Washproof Dressing Strip 4cm x 1m
- 100 x Washproof Assorted Plasters

Code	Type	Each
VC688	460 piece set	£158.49
VC690	Refill	£115.99

A minimum order value of £50.00 applies across first aid products



FROM ONLY
£115⁹⁹

Plus FREE Essential Travel Kit

CATERING ESSENTIALS KITS

Code	Type	Each
VC692	345 piece set	£94.94
VC694	Refill	£65.15

A minimum order value of £50.00 applies across first aid products



FROM ONLY
£65¹⁵

INDEX

ESSENTIALS

Chrome Wire Shelving	3
Probe Standard Cupboards	5
Half Height Cabinets with 16 Size 7 Linbins	5
Hazardous Substance Cupboards	5
Probe Light Ash Benches	4
Link Cube Lockers	4
Link Full Height Lockers	4
Longspan Shelving Bay	3
P-Shaped Handle Sack Trucks	8
Recycled Linbins	6
Solid Euro Containers Without Lids	7
Standard Mobile Steps	8
Steel Louvre Panels	6
Steel Kick Steps	8
Stockrax Galvanised Standard Duty Shelving	2
Stockrax Heavy Duty Shelving	2
Stockrax Standard Duty Shelving	2
Stockrax Workbench With Full Lower Shelf	7
Stockrax Workbench With Half Lower Shelf	7
Stockrax Workbench With T-Bar	7
Stormor Open Bay Shelving	3
Stormor Side Clad Bay Shelving	3
Totebox Green Attached Lid Containers	7
Workshop Shelf Trolleys	8

B

BARRIERS & PROTECTION

Crash Protection Posts	161
Flexi Bollards	161
Guard Barriers	162
Heavy Duty Steel Barriers	162
Heavy Duty Tensabarrier Posts	161
Heavy Duty Warehouse Column Protection	161
Monostrut Column Protection	161
Racking Upright Protectors	162
Steel Barriers	162
Steel Safety Barriers	162
Tensabarrier Posts	160
Tensacones	161
Wall Mounted Tensabarriers	160

BENCHES & SEATING

Probe Floor Benches	62
Probe Cloakroom Accessories	63
Probe Hook Benches	61
Probe Overhead Hanging Benches	63
Probe Shoe Baskets	62
Probe Wall Hook Strips	62

C

CANTEEN FURNITURE

Canteen Bench Seating	176
Economy Canteen Furniture	176
Premium Canteen Furniture	176

CANTILEVER RACKING

Cantilever Racking Bays	36
-------------------------	----

CLEAR PLASTIC BIN CABINETS

Clear Plastic Bin Cabinet Stands	113
Clear Plastic Bin Cabinet Turntables	113
Standard Clear Plastic Bin Cupboards	113

CONTAINER TRUCKS

Container Trucks with Steel Frames	158
Standard & Recycled Bottle Skips	158
Standard & Recycled Mobile Tapered Trucks	158

CONTAINERS - ATTACHED LID

Attached Lid Containers with Coloured Lids	121
Economy Attached Lid Containers	121
Kaiman Food Grade Attached Lid Containers	121
Totebox Green Attached Lid Containers	121

CONTAINERS - EURO

Clear Euro Containers	119
Economy Solid Euro Containers	118
Euro Container Lids	118
Solid Euro Containers with Integral Lids	119
Solid Euro Containers without Lids	118
Ventilated Euro Containers	119

CONTAINERS - EVERYDAY

Clear Storage Containers	122
Coloured Attached Lid Containers	122
Coloured Storage Containers	122
Gratnells Boxes with Lids	122

CONTAINERS - EURO PICKING

Mobile Open End Picking Containers	117
Open End Picking Containers	117
Open End Picking Container Walls	117

CONTAINERS - STACK & NEST

Maxinest Stack & Nest Containers	120
Solid Stack & Nest Containers	120
Ventilated Stack & Nest Containers	120

CUPBOARDS - ACID & ALKALI STORAGE

Probe Acid & Alkali Storage Cupboards	90
Heavy Duty Acid & Alkali Storage Cupboards	93

CUPBOARDS - COSHH CUPBOARDS

Probe COSHH Cupboards	89
Heavy Duty COSHH Storage Cupboards	93

CUPBOARDS - EVERYDAY

Mobile Standard Cupboards	82
Plastic Cupboards	82
Probe Janitor Cupboards	81
Probe Multi Compartment Cupboards	81
Probe Slim Wardrobe Cupboards	81
Probe Standard Cupboards	80
Probe Wardrobe Cupboards	81
Wall Mounted Standard Cupboards	82

CUPBOARDS - FLAMMABLE LIQUIDS STORAGE

Flambank Hazardous Storage	91
Flammable Liquids Storage Accessories	91
Flammable Liquids Storage Cupboards	91
Flamstor Hazardous Storage Cabinets	91

CUPBOARDS - HAZARDOUS STORAGE

Probe Hazardous Storage Cupboards	89
Heavy Duty Hazardous Storage Cupboards	93

CUPBOARDS - HEAVY DUTY

Security Cupboards	94
--------------------	----

CUPBOARDS - MEDICAL CUPBOARDS

Probe Medical Cupboards	92
Wall Mounted Medical Cupboards	92
Heavy Duty First Aid Storage Cupboards	94

CUPBOARDS - MESH DOOR

Mesh Door Cupboards	88
---------------------	----

CUPBOARDS - PERFORATED DOOR

Perforated Door Cupboards	88
---------------------------	----

CUPBOARDS - PPE STORAGE

Probe PPE Storage Cupboards	92
-----------------------------	----

CUPBOARDS - STAINLESS STEEL

Stainless Steel Cupboards	83
Stainless Steel Floor Chests	83

CUPBOARDS - TOOLS

Tool Cupboards	96
Tuffbank	96
Tuffstor	96

CUPBOARDS - TOXIC & PESTICIDE STORAGE

Probe Toxic & Pesticide Storage Cupboards	90
Toxic & Pesticide Storage Cupboards	94

CUPBOARDS - VISION DOOR

Vision Door Cupboards	88
-----------------------	----

CUPBOARDS WITH LINBINS

Standard Cupboards with Linbins	84
Louvre Panel Cupboards with Linbins	86

CUPBOARDS - WORKSTATION

Medical Workstation Cupboard	95
------------------------------	----

PPE Workstation Cupboard	95
Standard Lockable Workstation Cupboard	95
Standard Open Front Workstation Cupboard	95

CYCLE SHELTERS

Dalton Cycle Shelters	177
Dudley Cycle Shelters	177
Kenilworth Cycle Shelters	177
Tintagel Cycle Shelters	178

D

DOLLIES

Dolly/Pallet Hybrid	123
Large Euro Container Dolly	123
Standard Dolly	123
Universal Dolly	123

DRUM MOVEMENT

Circular Drum Dolly	147
Drum Tilt Lever	147
Drum Trucks	147
Pallet Loading Drum Truck	147

E

ESD PROTECTED SMALL PARTS STORAGE

ESD Cabinets	112
ESD Stacking Bins	112
ESD Storage Trays	112
ESD Tray Dividers	112

F

FIRST AID

Burns First Aid Mobile Kit Bags	188
Burns Treatments	188
Catering First Aid Kits	189
Defibrillator	188
Instant Ice Packs	188
Workplace First Aid Kits	189

G

GARMENT HANGING SHELVE

Link 51 Longspan Garment Hanging	24
Link 51 Stockrax Garment Hanging	24

GRATNELLS

Gratnells Frames & Tray Sets	116
Gratnells Trays	116
Gratnells Trolleys & Tray Sets	116

H

HIGH DENSITY DRAWER CABINETS

High Density Drawer Cabinets	97
------------------------------	----

I

INDUSTRIAL MATTING

Cushion Link Solid Top Mats	164
Diamond Interlock Mats	164
Ergotred Rubber Mats	164
Interflex Mats	164
Kumfi Pebble Mats	163
Kumfi Tough Mats	163
Plushway Mats	163
Rubber Rib Mats	163

K

KEY CABINETS

Budget Key Cabinets	98
Key Access Unit	98
Standard Key Cabinets	98

L

LADDERS

Fibreglass Swingback Stepladders	139
High Handrail Stepladders	139
Telescopic Ladders	139

LIFTERS & STACKERS

Electric Pallet Stackers	155
High Lift Pallet Trucks	154
Powered Pallet Stackers	155
Scissor Lift Tables	155
Straddle Stacker	155

LINBIN PICKING BINS

Anti-Bacterial Clear Linbins	102
Coloured Linbins	101
Linbin Dividers	100
Neon Linbins	103
Recycled Linbins	102

LINBINS & SHELVING

Chrome Wire Shelving & Linbins	111
Stockrax Economy Shelving & Linbins	110
Stockrax Standard Duty Shelving & Linbins	110

LINTRAY PICKING TRAYS

Lintrays	104
Lintray Dividers	104
Lintray Tray End Stops	104

LOCKER - ACCESSORIES

Link Lock Options	74
Link Locker Master Keys	49
Link Locker Sloping Tops	49
Link Locker Stands	49
Probe Lock Options	74
Probe Locker Master Key	51
Probe Locker Stands	51
Probe Washers, Nuts & Bolts	74

LOCKERS - CHARGING

Probe Laptop Charging Lockers	65
Probe Tablet Charging Lockers	64
Probe Tablet Charging Vision Panel Lockers	64
Probe Tool Charging Lockers	65

LOCKERS - CREW

Link Crew Lockers	73
Probe Crew Lockers	73

LOCKERS - GARMENT

Link 2 Person Lockers	70
Link Garment Dispenser & Collectors	71
Link Clean & Dirty Lockers	71
Link Uniform Lockers	70
Link Personal Workwear Lockers	70
Probe 2 Person Lockers	70
Probe Garment Dispenser & Collectors	71
Probe Clean & Dirty Lockers	71
Probe Twin Lockers	71
Probe Ultra Slim Twin Lockers	71
Probe Uniform Lockers	70

LOCKERS - LAMINATE

Probe Laminate Door Lockers	58
Probe Mirror Gloss Door Lockers	57
Probe Wood Effect Laminate Door Lockers	59

LOCKERS - MESH

Mesh Lockers	68
Mesh Multi Compartment Lockers	68

LOCKERS - PERFORATED DOOR

Link Perforated Door Lockers	67
Probe Perforated Door Lockers	67
Link Punched Door Lockers	67

LOCKERS - PLASTIC

Probe Plastic Lockers	56
-----------------------	----

LOCKERS - POLICE

Link Police Standard Lockers	72
Link Police Lockers Airwaves & CS Canister Holder	72
Link Police Lockers CS Canister Holder	72
Link Police Lockers Lockable Cube	72

LOCKERS - PPE

Probe PPE Lockers	73
-------------------	----

LOCKERS - SMALL ITEM

Probe Laptop Storage Lockers	65
Probe Personal Effects Lockers	65
Probe Tablet Storage Lockers	64

LOCKERS - SOLUTIONS

For Commercial & Office	78
For Education	76
For Emergency Services	78
For Industry	77
For Retail & Leisure	77

LOCKERS - SPACE SAVING

Probe Locker Pods	69
Link Slim Lockers	69
Z Lockers	69

LOCKERS - STANDARD

Link Cube Lockers	55
Link Full Height Lockers	48
Link Full Height Lockers with Sloping Tops	49
Link Half Height Lockers	54
Link Locker Stands	49
Link Master Key	49
Link Quarto Lockers	55
Link Sixto Lockers	55
Link Three Quarter Height Lockers	54
Probe Cube Lockers	55
Probe Full Height Lockers	50
Probe Full Height Lockers - Autumn Colours	52
Probe Full Height Lockers with Sloping Tops	51
Probe Full Height Lockers with Sloping Tops - Autumn Colours	53
Probe Half Height Lockers	54
Probe Locker Stands	51
Probe Master Key	51
Probe Mini Box Lockers	55
Probe Quarto Lockers	55
Sloping Tops	49

LOCKERS - VISION PANEL

Link Insight Lockers	66
Probe Clear Door Lockers	66

LOUVRE PANELS & LINBINS

Free Standing Louvre Panels	109
Louvre Panel Spigots	107
Louvre Panel Wall Kits	105
Louvre Panels	107
Trolley Louvre Panels	108

M

MOBILE STEPS

Narrow Aisle Mobile Steps	141
Standard Mobile Steps	141
2-5 Step Range	141
Two Step Range	140
Wheel Along Mobile Steps	140

MOBILE WAREHOUSE SAFETY STEPS

Heavy Duty Mobile Warehouse Safety Steps	143
Mobile Warehouse Safety Steps with Handlock	143
Mobile Warehouse Steps with Dock Platform	144
Commercial Mobile Warehouse Safety Steps	142
Spring Loaded Warehouse Safety Steps	144
Wheel Along Warehouse Safety Steps	144
Wheel Along Steps with Dock Platform	144

P

PALLETS

Maestro Pallets	124
Nestable Pallets	124
Universal Pallets	124

PALLET BOXES

Collapsible Plastic Pallet Boxes	124
Plastic Pallet Boxes	124

PALLET RACKING - APEX

Beam Locking Clip	33
Floor Fixing Bolt	33
Galvanised Post	33
Levelling Plates	33
Pallet Support Bar	33
Row Spacer	33
Additional Beams	32
Bays	32
Components - Beams	33
Components - Frames	33

PALLET RACK PROTECTION - APEX

Corner Protection Kits	33
Tubular Barrier	33
Upright Protector Kits	33

PALLET RACKING - LINK 51

Coil Cradles	34
Fork Spacers	34
Galvanised Steel Decking	34
Bays	34
Extra Beam Levels	34

PALLET RACK PROTECTION - LINK 51

Barrier Rail Kits	35
Rack End Protection Kits	35
Upright Protector Channel Kit	35
Upright Protectors	35

PALLET RACKING SOLUTIONS

Drive-in Pallet Racking	44
Narrow Aisle Pallet Racking	43
Mezzanine Floors	46
Pallet Live Pallet Racking	45
Pick Towers	46
Push-Back Pallet Racking	45
Shuttle Pallet Racking	44
Wide Aisle Pallet Racking	43

PALLET TRUCKS - MANUAL

Adjustable Pallet Trucks	152
Heavy Duty Pallet Trucks	153
Long Reach Pallet Trucks	153
Mini Pallet Trucks	152
Pallet Truck Accessories	153
Printer's Heavy Duty Pallet Truck	153
Standard Pallet Truck	152
Weighing Pallet Trucks	152

PALLET TRUCKS - ELECTRIC

Heavy Duty Electric Pallet Trucks	154
Medium Duty Electric Pallet Trucks	154
Semi-Electric Pallet Trucks	154

PLATFORM TROLLEYS

Adjustable Platform Trolleys	149
Industrial Shelf Trolleys	149
Workshop Shelf Trolleys	149

PLATFORM TROLLEYS - HEAVY DUTY

Heavy Duty Platform Trolley	150
Mesh Firm Loading Trucks	150
Timber Firm Loading Trucks	150
Zinc Plated Platform Trolleys	150

PLATFORM TROLLEYS - SPECIALIST

Folding Platform Trolleys	151
Large Platform Trolley	151
Narrow Cash & Carry Platform Trolleys	151
Nesting Cash & Carry Platform Trolley	151
Picking Trolleys With 3 Steps	151
Picking Trolleys With 5 Steps	151

R

RECYCLING WASTE BINS

100 Litre Envirobins	183
Lift Top Recycling Bins	182
Maxi Envirobins	183

INDEX

Midi Envirobins	182
Mini Envirobins	182
Novelty Recycling Bins	183
Open Top Recycling Bins	182
RECYCLING SACKS	
Rack Sacks	184
Roll Cage Sacks	184
Trolley Sacks	184
ROLL CAGES - HEAVY DUTY	
Boxwell Mobile Storage Cages	157
Boxwell Hazardous Mobile Storage Cages	157
ROLL CAGES - NESTING	
Jumbo Roll Cages	156
Standard Roll Cages	156
Security Roll Cages	156
S	
SACK TRUCKS	
Aluminium Sack Trucks	146
Economy Sack Trucks	146
Folding Sack Trucks	146
P-Shaped Handle Sack Trucks	146
Standard Sack Trucks	146
SACK TRUCKS - HEAVY DUTY	
Conventional Sack Trucks	147
Magliner Folding Sack Truck	147
Magliner Self-Stabilising Sack Truck	147
Magliner Standard Sack Truck	147
Rough Terrain Sack Trucks	147
SECURITY CABINETS	
Electronic Locking Security Cabinets	98
Fire Resistant Filing Cabinet	98
Key Locking Security Cabinets	98
SHELVING - ARCHIVE, FILING & BIN BAYS	
Link 51 Stockrax Shelving Bays with Archive Boxes	17
Link 51 Stockrax Lever Arch File Shelving	17
Link 51 Stormor Shelving Bin Units	17
Steel Bin Shelving	17
SHELVING - COMMERCIAL	
Link 51 Stormor Clad Back Shelving Bay	19
Link 51 Stormor Open Back Shelving Bay	19
Link 51 Stormor Open Bay Shelving	18
Link 51 Stormor Shelving Accessories	20
SHELVING - ECONOMY	
Heavy Duty Bolted Metal Shelving	10
Heavy Duty Boltless Metal Shelving	11
Light Duty Bolted Metal Shelving	10
Link 51 Stockrax Galvanised Heavy Duty Shelving	11
Link 51 Stockrax Galvanised Standard Duty Shelving	11
Medium Duty Bolted Metal Shelving	10
Standard Duty Boltless Shelving	11
SHELVING - INDUSTRIAL	
Link 51 Euro Shelving Accessories	23
Link 51 Euro Shelving Clad Shelving	23
Link 51 Euro Shelving Open Shelving	22
Apex Longspan 200 Series Bays	28
Apex Longspan 500 Series Bays	29
Apex Longspan 750 Series Bays	30
Apex Longspan Frames, Beams & Decking	31
Link 51 Longspan Shelving with Chipboard Deck	27
Link 51 Longspan Shelving with Steel Deck	27
Polypal Minipal Galvatite Widespan Shelving	25
SHELVING - OFFICE	
Probe IKON Office Shelving	21
SHELVING - QUICK ASSEMBLY SHELVING	
Link 51 Stockrax Heavy Duty Shelving Bays	13
Link 51 Stockrax Standard Duty Shelving Bays	12
SHELVING - SPUR	
Spur Shelving	16

SHELVING - WIRE	
Anti-Bacterial Wire Shelving	15
Chrome Cantilever Wall Wire Shelving	15
Chrome Wire Accessories	15
Chrome Wire Shelving	14
SHELVING SOLUTIONS	
Standard Duty Shelving	39
Heavy Duty Shelving	40
Mobile Shelving	41
SIGNAGE	
Fire Signs	188
Warehouse Safety Signage	168
SITE SAFETY	
Collapsible Gas Cages	187
Emergency Key Boxes	187
Gorilla Modular Gas Cages	187
Interior & Exterior Mirrors	187
SMOKING SHELTERS	
Premier Smoking Shelters	178
Traditional Smoking Shelters	178
SPILL MANAGEMENT	
Bunded Fuel & Oil Tanks	166
Bunded Workfloors	165
Drum & IBC Stores	166
Drum Banks	165
Drum Sump Pallets	165
IBC Spill Pallets	166
Spill Kits	167
Spill Mate	167
Spill Trays	166
Wheeled Bin Spill Kits	167
Wheeled Lockers Spill Kits	167
STEEL SMALL PARTS BIN CABINETS	
Steel Bin Cabinets	114
Steel Bin Cabinet Turntables	114
STEEL BINS	
Flat Top Bins	90
Oil Rag Bins	90
Sloping Top Bins	90
STEP STOOLS	
Non Slip Plastic Safety Steps	138
Plastic Kick Steps	138
Steel Kick Steps	138
Sturdy Step Stools	138
STORAGE RACKS	
Multi-Height Plate/Sheet Racks	37
Multipurpose Sheet Racks	37
Stacking Bar Cradles	37
Vertical Storage Bar Racks	37
T	
TILT BINS	
Tilt Bin Cabinets	115
TURNTABLE TRAILERS	
Plywood Deck Turntable Trailers	148
Steel Deck Turntable Trailers	148
Turntable Trailer Mesh Side Panels	148
Turntable Trailer Steel Side Panels	148
W	
WAREHOUSE ID & LABELLING	
Angled Aisle Markers	171
Chevron Document Holding Frames	170
Clear Document Pockets	169
Coloured Document Pockets	169
Document Holding Frames	170
Easy Wipe Location Markers	174
Flat Aisle Markers	171
Floor Identification Frames	175
Label Holders	172

Load Notices	170
Magnetic Easy Wipe Racking Strips	174
Magnetic Label Holders	173
Magnetic Numbers & Letters	171
Magnetic Self-Adhesive Strips	174
Magnetic Wrap-Around Pockets	174
Racking Self-Assessment Charts	170
Self-Adhesive & Magnetic Bay Markers	171
Self-Adhesive Vinyl Labels	171
Ticket Holders	172
Warehouse Floor Markers	175
Warehouse Floor Signals	175
Warehouse Information Labels	173
Wet Wipe Marker Pens	174
WASTE BINS - EXTERNAL	
2 Wheeled Bins	180
4 Wheeled Bins	180
Economy Monarch Litter Bins	180
Heritage Square Hooded Litter Bins	181
Hexagon Shaped Litter Bins	181
Wood Effect Waste Bins	181
Wall Mounted Ashbins	181
WASTE BINS - INTERNAL	
Wall Mounted Sack Holders	180
Steel Fire Retardant Sack Holders	179
Stainless Steel Bodied Sack Holders	179
Self Assembly Steel Sack Holders	180
Plastic Free Standing Sack Holders	179
Free Standing Steel Sack Holders	179
WINTER MAINTENANCE	
Forklift Snow Ploughs	186
Grit Bins	185
Magic Ice Melt	186
Push Along Snow Ploughs	186
Salt & Grit Bags	186
Salt & Grit Spreaders	186
Snow Shovels	186
WORKBENCHES - ANTI-STATIC	
Anti-static Workbenches	130
WORKBENCHES - ECONOMY SELF-ASSEMBLY	
Link 51 Workbenches with T-bar	126
Link 51 Workbenches with Lower Shelves	126
WORKBENCHES - EUROSIDE	
Euroslide Workbenches	134
Euroslide Workbench Accessories	135
WORKBENCHES - EVERYDAY	
Square Tube Workbenches	128
Cantilever Workbenches	128
Workbench Accessories	128
WORKBENCHES - HEAVY DUTY	
Heavy Duty Workbenches	129
Extra Heavy Duty Workbench	129
Heavy Duty Bench Accessories	129
WORKBENCHES - HEIGHT ADJUSTABLE	
Square Frame Bolt Adjustable Workbenches	132
Cantilever Handle Adjustable Workbenches	132
WORKBENCHES - MODULAR	
Modular Workbenches	136
Modular Workbenches with Lower Shelf	136
WORKBENCHES - PACKING	
Packing Benches	131
Packing Bench Accessories	131
WORKBENCHES - STAINLESS STEEL	
Stainless Steel Workbenches	133
Stainless Steel Workbench Accessories	133
WORKSTATION - ECONOMY SELF-ASSEMBLY	
Link 51 Standard Workstation	127
Link 51 Workstation with Lower Shelf	127
Link 51 Workstation with Louvre Panel	127

PROJECTS AND SITE VISITS

Sometimes you want a little more. We are happy to support you on larger projects where you are looking for a more tailored solution to meet your needs.

We have a dedicated and experienced team who will be happy to visit you and work along side you.

Please contact

Peter Bird for Project Sales at
peter@storage-design.co.uk



01446 772 614



www.storage-design.ltd.uk



info@storage-design.ltd.uk

CONDITIONS OF SALE

PRICING AND PRODUCT DETAIL

Pricing is accurate (errors and omissions accepted) at the point of publication. Whilst we work hard to maintain the prices shown in the catalogue we note that from time to time it will be necessary to make price amendments. We will inform you of such changes prior to despatching product.

DELIVERY TERMS

Any associated charges for delivery are noted on the inside cover of our catalogue or on our website.

We work hard to ensure that we meet delivery times. However, please note that our delivery times are an estimate and we are not liable for delivery delays of catalogue products (we note that larger projects will have terms and conditions that supersede those outlined here).

Delivery will be made to the ground floor of any building or an appropriate loading bay. Any other delivery arrangements need to be agreed at the point of order and may carry additional charges.

SHORTAGES AND DAMAGES

Responsibility for the above will not be accepted once the goods have been signed for. In the unlikely event products are damaged at point of delivery we request you do not accept the delivery and make it very clear on the carrier's paperwork the reason why product has been refused is as a result of product damage. If a shortage is found to be in a sealed carton we request the shortage is reported within 24 hours.

PRODUCT MADE TO ORDER

Some products are made to order and are therefore not returnable. Please check if you want to confirm whether this applies to your order.

RETURN OF GOODS

Goods will only be accepted for return with prior agreement with the seller within 7 working days of delivery. Product must be returned complete with packaging and be in a re-saleable state. A handling charge will be imposed. This will normally be 25% of the sell price. This excludes the carriage charge to return the goods.

VAT

This is not included in prices shown in the catalogue.

RESERVATION OF TITLE

The title of the Goods will not pass to the buyer until the buyer has paid for the products in full.

COPYRIGHT

Except when supplied by third parties the copyright of all images, text and graphics in this catalogue are protected by law. Any reproduction should not be undertaken without written permission.

ERRORS AND OMISSIONS

We do not accept liability for any errors or omissions and reserves the right to change information, specifications and descriptions of listed good, products and services.

Full terms and conditions can be viewed on our website.

THE STORAGE DESIGN Catalogue



Shelving • Pallet Racking • Lockers • Cupboards • Plastic Containers • Workbenches
PPE storage • Tote bins • Steps & ladders • Trucks & trolleys • Canteen furniture.....and much more!



Storage Design Limited
Primrose Hill
Cowbridge
South Wales
CF71 7DU

www.storage-design.ltd.uk

STORAGE DESIGN LIMITED

email: info@storage-design.ltd.uk

tel: 01446 772614

fax: 01446 774770